

**Fish Distribution Report  
JULY 1, 2009 – JUNE 30, 2010**



---

**AGENCY OF NATURAL RESOURCES**

## TABLE OF CONTENTS

Fisheries Districts.....	3
Statewide Totals by Species.....	4
Total Numbers and Pounds of Fish Produced by Fish Culture Station and Species.....	5
Fish Transfers.....	7
Egg Production and Distribution by Fish Culture Station and Species.....	8
Number, Pounds and Percent of Fish Stocked From All Sources.....	9
Figure 2 - Percentages Number of Fish Stocked From All Sources.....	10
Figure 3 - Percentage Weight of Fish Stocked From all Sources.....	10
Lakes, Ponds and Streams Stocked By Waterbody, Species, and District .....	11
Children's and Senior Citizen's Stocking Program.....	27
Numbers and Pounds of Fish Stocked Per County.....	29

## COMMENTS

This is a fiscal year report for the period July 1, 2009 through June 30, 2010. Lengths are in inches; weights are in pounds.

Cooperative Nursery Program Participants (CN).

- Fish & Wildlife Conservation Group (Brook Trout)
- Hale Mountain Rod and Gun Club (Brook Trout)
- Lake Champlain Walleye Association (Walleye)
- Orleans Rod and Gun Club (Steelhead)

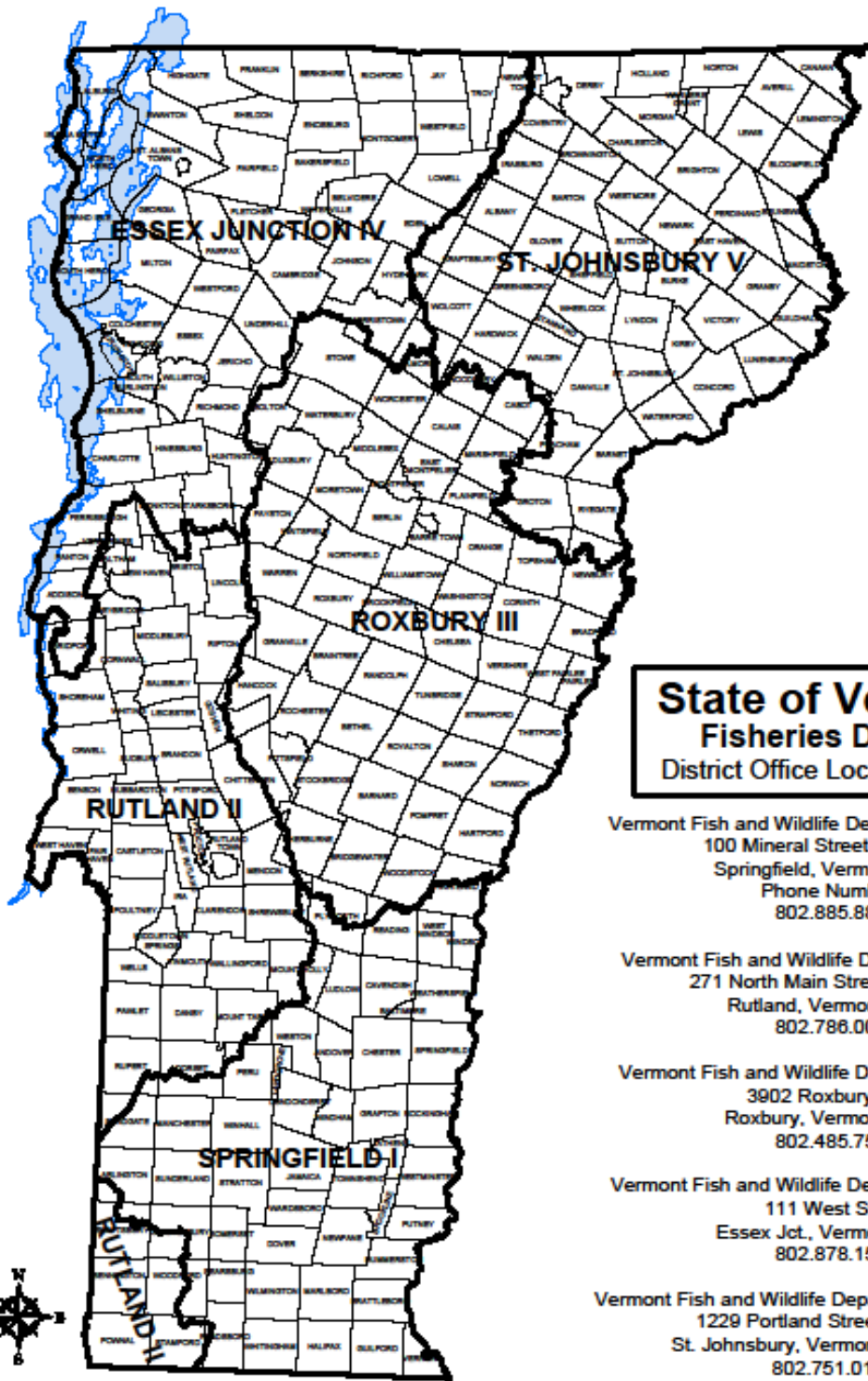
Hatchery Codes:

- BH = Bald Hill State Fish Culture Station
- BN = Bennington State Fish Culture Station
- EW = Ed Weed State Fish Culture Station
- PF = Pittsford National Fish Hatchery
- RX = Roxbury State Fish Culture Station
- WR = Whaite River National Fish Hatchery
- CN = Cooperative Nursery Program

Species Abbreviations:

ATL = Atlantic Salmon (sea run)	LAT = Lake Trout
BKT = Brook Trout	RBT = Rainbow Trout
BNT = Brown Trout	STT = Steel Head
LAS = Landlocked Atlantic Salmon	WAE = Walleye
MUS= Muskie	

This report was prepared August 10, 2010 by David Yasharian.



**State of Vermont  
Fisheries Districts  
District Office Location/Region**

Vermont Fish and Wildlife Department - Springfield  
100 Mineral Street, Suite 302,  
Springfield, Vermont 05156  
Phone Numbers:  
802.885.8855

Vermont Fish and Wildlife Department - Rutland  
271 North Main Street, Suite 215  
Rutland, Vermont 05701  
802.788.0040

Vermont Fish and Wildlife Department - Roxbury  
3902 Roxbury Road  
Roxbury, Vermont 05689  
802.485.7566

Vermont Fish and Wildlife Department - Essex Jct.  
111 West Street  
Essex Jct., Vermont 05452  
802.878.1564

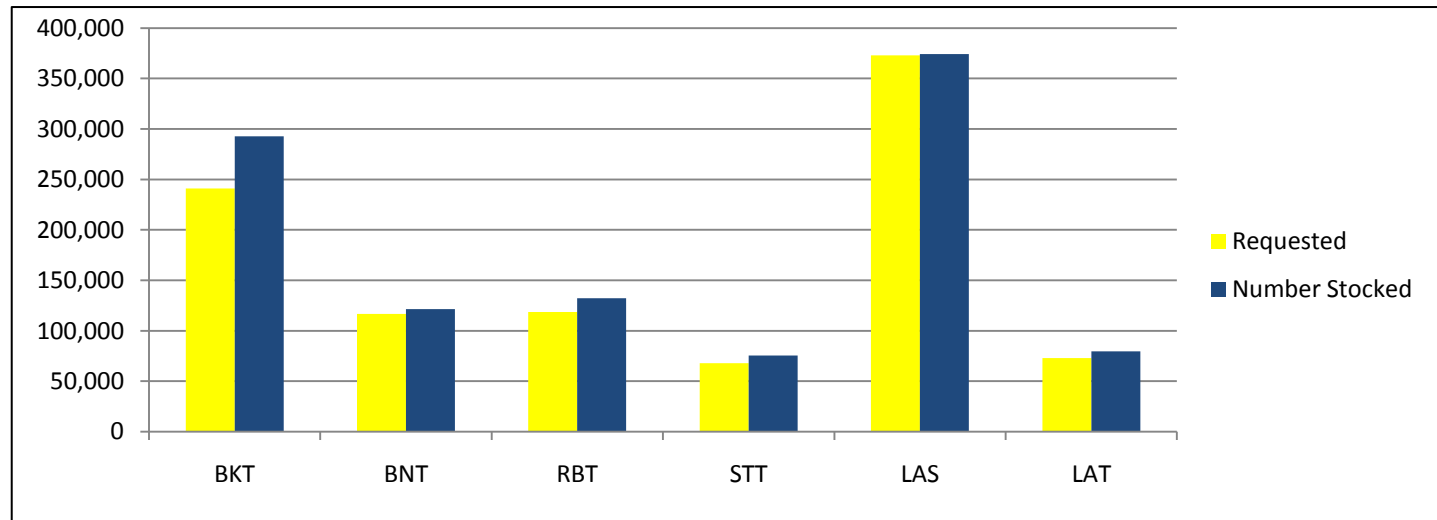
Vermont Fish and Wildlife Department - St. Johnsbury  
1229 Portland Street, Suite 201  
St. Johnsbury, Vermont 05819-2099  
802.751.0100

## 2010 Statewide Totals By Species - Stocked Into Public Waters

	VTDFW FCS		CN		Federal Fish Hatcheries	
	NUMBER	WEIGHT (lbs)	NUMBER	WEIGHT (lbs)	NUMBER	WEIGHT (lbs)
BKT	106,031	29,060	600	325	* 52,655	19,715
Childrens Brooks	16,000	5,357	0	0	0	0
Fry Stocking Program	0	0	133,450	75	0	0
BNT	121,554	39,818			0	0
RBT	131,809	73,329	375	275	0	0
Childrens Brooks	2,206	1,060	0	0	0	0
STT	69,799	12,207	5,686	987	0	0
LAS	375,511	23,173	0	0	0	0
LAT	59,966	8,009	0	0	* 19,485	3,583
ATS	285,752	87	0	0	2,000,262	614
WAE	198,200	32	42,400	58	0	0
MUS	0	0	10,000	174	0	0
<b>Total</b>	<b>1,366,828</b>	<b>192,132</b>	<b>192,511</b>	<b>1,894</b>	<b>2,072,402</b>	<b>23,912</b>

\* Reared by federal hatchery as part of Vermont MRCF

Figure 1. 2010 Fish Culture Program Success, Number Requested vs. Number Stocked



## 2010 Total Number and Pounds of Fish Produced By Fish Culture Station and Species

\* Cooperating nursery totals included under Fish Culture Station that provides technical guidance and stocking assistance

<b>Fish Culture Station</b>	<b>Species</b>	<b>Number Produced</b>	<b>Weight (lbs.)</b>
<b>Bald Hill</b>	LAS	83,560	3,589
	WAE	198,200	32
	STT	5,000	694
	VTFW Conservation Group (Morgan Hatchery) BKT	133,450	75
	Orleans Rod and Gun Club STT	5,686	987
	Lake Champlain Walleye Association WAE	42,400	58
	<b>Total BH</b>	<b>468,296</b>	<b>5,435</b>
<hr/>			
		<b>Number Produced</b>	<b>Weight (lbs.)</b>
<b>Bennington</b>	BKT	19,020	7,141
	BKT Childrens Derby	6,275	2,470
	BNT	58,997	19,515
	RBT	74,309	45,842
	RBT Childrens Derby	400	340
	Hale Mountain Rod and Gun Club BKT	600	325
	Hale Mountain Rod and Gun Club RBT	375	275
<b>Total BN</b>	<b>159,976</b>	<b>75,908</b>	
<hr/>			
		<b>Number Produced</b>	<b>Weight (lbs.)</b>
<b>Ed Weed</b>	BKT	3,330	1,510
	BKT Childrens Derby	500	227
	BNT	61,957	18,015
	LAS	195,551	19,546
	LAT	59,966	8,009
	RBT	4,000	4,451
	RBT Childrens Derby	6	14
	STT	64,799	11,513
	NYSDEC MUS	10,000	174
<b>Total EW</b>	<b>400,109</b>	<b>63,459</b>	

Fish Culture Station	Species	Number Produced	Weight (lbs.)
<b>Roxbury</b>	BKT	68,281	14,442
	BKT Childrens Derby	4,750	1,430
	RBT	43,650	11,029
	RBT Childrens Derby	1,800	706
	LAS	95,000	38
	ATS	285,752	87
<b>Total RX</b>		<b>499,233</b>	<b>27,732</b>

		Number Produced	Weight (lbs.)
<b>Salisbury</b>	BKT	15,400	5,967
	BKT Childrens Derby	4,475	1,230
	RBT	9,850	12,007
	BNT	600	2,288
<b>Total SA</b>		<b>30,325</b>	<b>21,492</b>

		Number Produced	Weight (lbs.)
<b>Pittford USFW Hatchery</b>	BKT	49,292	19,676
	LAT	19,485	3,583
<b>Total PF</b>		<b>68,777</b>	<b>23,259</b>

		Number Produced	Weight (lbs.)
<b>White River USFW Hatchery</b>	BKT	3,363	39
	ATS	2,000,262	614
<b>Total WR</b>		<b>2,003,625</b>	<b>653</b>

### 2010 Fish Transfers

VTFW FCS	Destination	Date Transferred	Species	Number	Age (fry-yearling)	Average Length (in)	Total Weight (lbs)	Mark
RX	Bennington FCS	5/19/2010	RBT	15,000	yearling	3.44	249	None
BN	Hale Mtn Coop	7/1/2009	BKT	9,900	fingerling	5.00	620	None
BN	Hale Mtn Coop	7/1/2009	RBT	8,200	fingerling	4.75	580	None
EW	New York Fish Creek Club	7/2/2009	LAS	24,440	fry	1.82"	52	None
BH	Orleans Rod and Gun Club	6/17/2010	STT	6000	fingerling	4.3	150	AD
BH	Lake Champlain Walleye Association	5/21/2010	WAE	165000	fry	0.5	2	OTC

## 2010 Egg Production and Distribution by Species

VTFW FCS	Species	Strain	Number Produced	Destinations
EW	LAS	Sebago-Bald Hill	44,000	USGS Tunison Lab (George Ketola)
<b>Total EW</b>			<b>44,000</b>	

SA	BKT	ROME	1,133,521	Bennington FCS, Roxbury FCS, Ed Weed FCS, State of Virginia, State of New Hampshire, Private Growers
SA	BNT	ROME	691,920	Bennington FCS, Roxbury FCS, Ed Weed FCS, State of New York, State of New Hampshire, Private Growers
SA	RBT	ERWIN	598,855	Bennington FCS, Roxbury FCS, Ed Weed FCS, Private Growers
SA	STT	MAGOG	71,956	Bald Hill
SA	STT	CHAMBERS CREEK	377,612	Ed Weed FCS, State of Virginia
SA	LAT	CHAMPLAIN	1,395,220	Ed Weed FCS, White River National Hatchery, Pittsford National Hatchery
<b>Total SA</b>			<b>4,269,084</b>	

RX	BKT	Rome	100	Ripton School 11/19/09
RX	BKT	Rome	65,300	Pittsford NFS 11/24/09
RX	BKT	Rome	159,500	Morgan 12/2/09
RX	BKT	Rome	200	Stowe School 12/6/09
RX	BKT	Rome	74,400	Roxbury 12/8/09
RX	BKT	Rome	147,000	Marion VA 12/16/09
RX	BKT	Rome	19,000	Warren NY 1/5/2010
RX	BKT	Rome	200	MVU 1/18/10
<b>Total RX</b>			<b>465,700</b>	

BH	LAS	Memphramagog	500	Newark Street School
BH	LAS	Sebago	172,500	Pittsford USFW Hatchery
BH	LAS	Sebago	108,200	Roxbury FCS
BH	LAS	Sebago	255,600	Ed Weed FCS
<b>Total BH</b>			<b>536,800</b>	



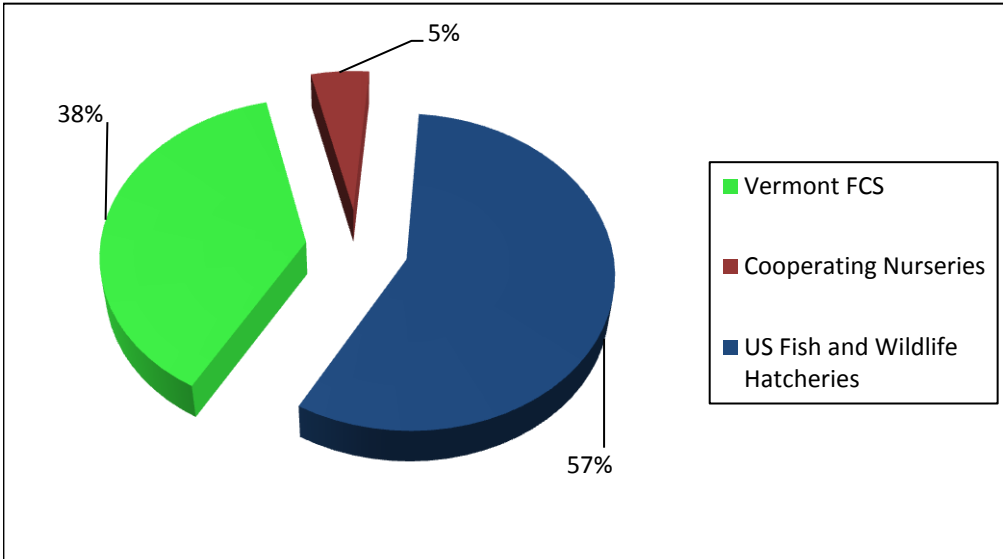
**2010 Number, Pounds and Percent of Fish Stocked From all Sources**

<b>State of Vermont Fish Culture Stations:</b>					
	<u>Number</u>	<u>Percent</u>	<u>Weight</u>	<u>Percent</u>	
ATS	285,752	12	87	12	
BKT	122,031	40	34,417	63	
BNT	121,554	100	39,818	100	
LAS	375,511	100	23,173	100	
LAT	59,966	75	8,009	69	
RBT	134,390	100	74,389	100	
STT	69,799	92	12,207	93	
WAE	198,200	83	32	29	
<b>Totals</b>	<b>1,366,828</b>		<b>192,132</b>		
<b>Federal Fish Culture Stations:</b>					
	<u>Number</u>	<u>Percent</u>	<u>Weight</u>	<u>Percent</u>	
ATS	2,000,262	88	614	88	
BKT	52,655	16	19,715	36	
LAT	19,485	25	3,583	31	
<b>Totals</b>	<b>2,072,402</b>		<b>23,912</b>		
<b>Cooperative Nursery Programs:</b>					
	<u>Number</u>	<u>Percent</u>	<u>Weight</u>	<u>Percent</u>	
BKT	134,050	44	400	1	
RBT	375	0	275	0	
STT	5,686	8	987	7	
WAE	42,400	17	58	71	
MUS	10,000	100	174	100	
<b>Totals</b>	<b>192,511</b>		<b>1,894</b>		
<b>Total All Sources</b>	<b>3,631,741</b>		<b>217,938</b>		

<b>State Fish Culture Stations - Number and Pounds By Size</b>		
	<u>Number</u>	<u>Weight</u>
Fry, Fingerlings (0-3.9")	646,142	685
4" and Larger	719,286	191,447
<b>Totals</b>	<b>1,366,828</b>	<b>192,132</b>
<b>Cooperating Nurseries - Number and Pounds By Size</b>		
	<u>Number</u>	<u>Weight</u>
Fry, Fingerlings (0-3.9")	175,850	133
4" and Larger	16,661	1,761
<b>Totals</b>	<b>192,511</b>	<b>1,894</b>
<b>Federal Hatcheries - Number and Pounds By Size</b>		
	<u>Number</u>	<u>Weight</u>
Fry, Fingerlings (0-3.9")	2,003,625	653
4" and Larger	68,777	23,259
<b>Totals</b>	<b>2,072,402</b>	<b>23,912</b>

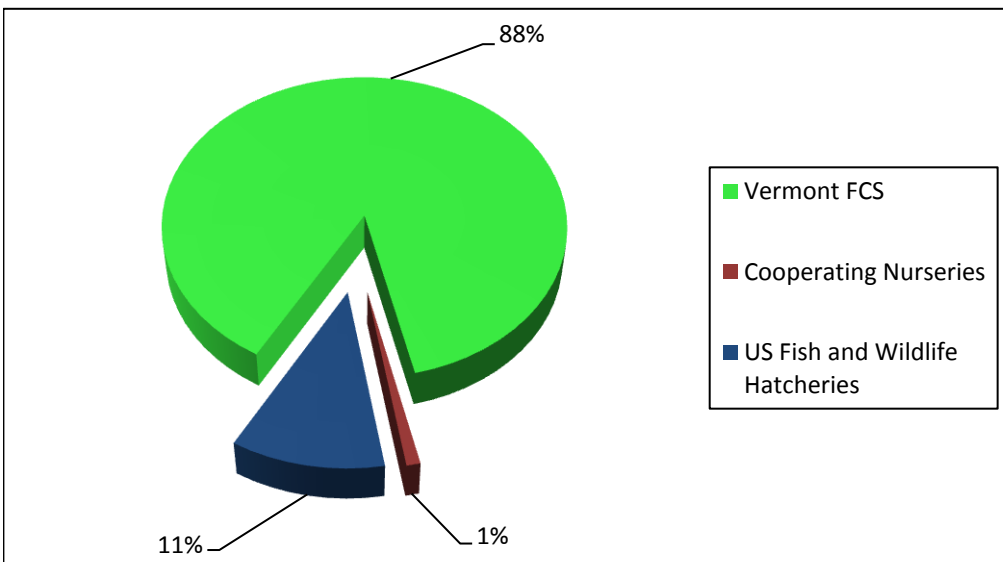
**Figure 2. Percent Number of Fish Stocked Form All Sources**

Total Number of Fish Stocked 3,630,341



**Figure 3. Percent Wieht of Fish Stocked From All Sources**

Total number of Pounds 217,938 pounds



## 2010 Lakes, Ponds, and Streams Stocked by Waterbody

\* Sea Run Atlantic Salmon Fry Stockings Not Included, Contact U.S. Fish and Wildlife Service

Waterbody	Town	Species	FCS	Number	Weight	Length	Date
Adams Reservoir	Woodford	BKT	RX	451	361	13	5/3/2010
Adams Reservoir	Woodford	BKT	RX	2100	525	8.25	5/3/2010
Amherst Lake	Plymouth	RBT	BN	150	275	16	4/13/2010
Amherst Lake	Plymouth	RBT	BN	630	235	0	4/13/2010
Amherst Lake	Plymouth	RBT	BN	100	180	16	4/19/2010
Amherst Lake	Plymouth	LAT	PF	100	19	8.5	4/8/2010
Ansel Pond	Bethel	BKT	PF	700	292	10.1	4/10/2010
Bahen Brook/Daily Pond	Shaftsbury	BKT	CN	400	250	10.7	4/8/2010
Baker Pond	Brookfield	BKT	SA	500	100	7.85	4/29/2010
Baker Pond	Brookfield	BKT	RX	310	207	13	4/16/2010
Baker Pond	Brookfield	BKT	SA	500	137	8.34	4/29/2010
Bald Hill Pond	Westmore	RBT	RX	1000	308	10.5	4/20/2010
Bald Hill Pond	Westmore	RBT	RX	250	111	11.5	6/18/2010
Baldwin Creek	Bristol	BKT	PF	504	204	9.88	5/12/2010
Bean Pond	Sutton	BKT	RX	39	31	13.5	5/18/2010
Bean Pond	Sutton	BKT	RX	300	75	8.75	5/18/2010
Beaver Pond	Holland	BKT	RX	1500	58	4	9/22/2009
Beaver Ponds/Brooks	Various	BKT	CN	133450	75	1	4/1/2010
Beck Pond	Newark	BKT	RX	100	25	8.75	5/18/2010
Beck Pond	Newark	BKT	RX	20	16	13.5	5/18/2010
Beebe Pond	Sunderland	BKT	RX	1100	244	8.75	5/24/2010
Big Averill Lake	Averill	BKT	RX	2400	600	8.5	5/13/2010
Big Cold Spring Brook	Shaftsbury	BKT	PF	500	210	10	4/21/2010
Big Cold Spring Brook	Shaftsbury	BKT	BN	200	100	9.6	6/16/2010
Big Mud Pond	Mt. Tabor	BKT	RX	1000	1	1.35	6/8/2010
Black Pond	Hubbardton	RBT	BN	600	225	10	3/31/2010
Black River	Coventry	STT	BH	5000	694	7.7	4/1/2010
Black River	Cavendish-Weathersfield	RBT	BN	800	1395	16	5/25/2010
Black River	Craftsbury/Irasburg	BNT	BN	660	300	9.4	6/2/2010
Black River	Cavendish-Weathersfield	RBT	BN	550	920	16	5/18/2010
Black River	Cavendish-Weathersfield	BNT	SA	70	234	15	5/11/2010
Black River	Cavendish-Weathersfield	BNT	SA	230	920	20	5/11/2010

Black River	Cavendish	RBT	BN	200	105	10.7	4/29/2010
Black River	Cavendish-Weathersfield	RBT	BN	500	810	15.7	5/4/2010
Black River	Springfield	RBT	BN	200	105	10.7	4/29/2010
Black River	Cavendish-Weathersfield	RBT	BN	200	340	15.9	5/11/2010
Blueberry Lake	Warren	BKT	PF	600	286	10.2	4/15/2010
Bourn Pond	Sunderland	BKT	RX	5000	5	1.35	6/8/2010
Branch Pond	Sunderland	BKT	RX	2000	444	8.75	5/24/2010
Brewster River	Jeffersonville	BKT	RX	600	150	8.75	6/1/2010
Brown Pond	Westmore	BKT	RX	20	20	13	4/20/2010
Brown Pond	Westmore	BKT	RX	300	60	8	4/20/2010
Browns River	Jericho/Underhill	BKT	PF	2400	1000	10.1	4/13/2010
Browns River	Jericho/Underhill	BKT	PF	300	125	10.1	4/14/2010
Browns River	Westford/Essex/Jericho	BNT	EW	1750	530	9	4/21/2010
Browns River	Jericho/Underhill	BKT	PF	200	87	10.1	4/22/2010
Browns River	Westford/Essex/Jericho	BNT	EW	1750	526	9	4/8/2010
Buck Lake	Woodbury	BKT	RX	350	90	8	6/23/2010
Burgess Branch	Belvidere	BKT	RX			9.6	5/11/2010
Calavale Brook	Greensboro	RBT	BN	1200	30	8.75	6/1/2010
Caspian Lake	West Rutland/Ira	BKT	BN	440	515	10.2	4/22/2010
Castleton River	Fair Haven	BNT	BN	500	180	9.6	6/15/2010
Castleton River					200	9.5	6/10/2010
Center Pond	Newark	BKT	PF	1100	524	10.4	4/15/2010
Center Pond	Clarendon	BKT	PF	1005	37	9	4/15/2010
Clarendon River		BKT	PF	79	335	9.25	5/6/2010
Clarendon River	Charleston	BNT	BN	55	32	9.9	5/17/2010
Clyde River	Charleston/Derby	BNT	BN	220	25	9.4	6/2/2010
Clyde River	Charleston	BKT	BN	200	100	9.4	6/2/2010
Clyde River	Brighton	BKT	BN	200	80	9.6	6/2/2010
Clyde River	Charleston/Derby	LAS	BH	4140	80	9.6	6/2/2010
Clyde River	Charleston/Derby	LAS	BH	43000	8	0	5/4/2010
Clyde River	Derby	BNT	BN	110	76	0	4/21/2010
Clyde River	Plymouth	BKT	RX	451	50	9.4	6/2/2010
Colby Pond	Plymouth	BKT	PF	1900	300	13	4/15/2010
Colby Pond	Plymouth	BNT	BN	110	785	9.9	4/6/2010
Colby Pond				1001	50	9.5	5/28/2010
Cold River	Shrewsbury	BKT	PF	202	427	10	4/23/2010
Cold River		BKT	PF	1100	82	9.9	5/17/2010
Cold River-Lower	Clarendon/Shrewsbury	BNT	BN	200	500	9.5	6/8/2010
Colton Pond	Killington	BKT	SA	200	800	16	4/6/2010

Colton Pond	Killington	BKT	SA	200	800	16	4/8/2010
Colton Pond	Killington	BKT	SA	1800	800	16	4/9/2010
Colton Pond	Killington	BKT	SA	1600	436	8	4/13/2010
Crystal Lake	Barton	RBT	BN	1000	670	10.2	4/14/2010
Deerfield River	Searsburg-Wilmington	RBT	BN	400	440	10.2	4/27/2010
Deerfield River	Somerset-Searsburg	BKT	PF	300	174	10	5/4/2010
Deerfield River, West Branch	Readsboro	BKT	BN	100	120	9.6	6/7/2010
Dewey Brook	Bennington	BKT	BN	100	50	9.5	5/14/2010
Dolloff Pond	Sutton	BKT	RX	100	25	8.75	5/18/2010
Duck Pond	Sutton	BKT	RX	1000	25	8.75	5/18/2010
Dufresne Pond	Manchester	BKT	BN	377	275	8.75	4/13/2010
East Creek		RBT	BN	500	650	16	6/1/2010
East Creek	Chittenden	BKT	BN	500	200	9.6	6/10/2010
East Creek	RUTLAND	RBT	SA	600	1500	20	4/27/2010
East Creek	rutland	RBT	SA	1000	2240	20	5/17/2010
East Creek	Rutland/Chittenden	RBT	BN	250	445	10.2	5/5/2010
East Creek		BKT	PF	300	103	9.9	5/14/2010
East Creek	Rutland	RBT	SA	800	1137	20	5/18/2010
East Long Pond	Woodbury	RBT	SA	600	248	8	4/20/2010
East Long Pond	Woodbury	LAT	PF	100	123	8.4	4/26/2010
Echo Lake	Plymouth	RBT	BN	100	180	16	4/19/2010
Echo Lake	Plymouth	LAT	PF	1500	19	8.5	4/8/2010
Echo Lake	Charleston	RBT	BN	150	625	10.2	4/14/2010
Echo Lake	Plymouth	RBT	BN	810	275	16	4/13/2010
Echo Lake	Plymouth	RBT	BN	250	300	10	4/13/2010
Ewell Pond	Peacham	RBT	RX	1000	50	9	6/7/2010
Ewell Pond	Peacham	RBT	RX	600	333	10	4/7/2010
Forest Lake	Averill	BNT	BN	556	210	9.2	4/20/2010
Freeman Creek	Shrewsbury	BKT	PF	400	176	9.09	5/10/2010
Furnace Brook	Shaftsbury	BKT	PF	600	170	10	4/22/2010
Furnace Brook	Shaftsbury	BKT	BN	200	300	9.6	6/16/2010
Gaye Pond	Shaftsbury	BKT	CN	200	75	10.7	4/8/2010
Gaye Pond	Shaftsbury	BKT	PF	1300	85	10	4/21/2010
Gihon River	Eden/Hyde Park	BNT	BN	2200	475	9.3	5/17/2010
Gihon River	Hyde Park/Eden	BKT	PF	3000	917	10.1	4/14/2010
Glen Lake	Castleton/Fair Haven	RBT	BN	350	1111	10	3/31/2010
Goshen Dam	Goshen	BKT	RX	1650	280	13	4/22/2010
Goshen Dam	Goshen	BKT	PF	240	786	10.4	4/21/2010
Granby Stream	Granby	BKT	RX	200	60	8.75	5/26/2010

Great Brook	Chester-Springfield	BKT	BN	200	75	9.4	4/29/2010
Green River	Guilford	BKT	BN	900	75	9.5	5/7/2010
Greenwood Lake	Woodbury	BNT	BN	2000	295	9	4/16/2010
Griffith Pond	Mt. Tabor	BKT	RX	1000	2	1.35	6/8/2010
Haggood Pond	Peru	BKT	RX	1000	250	8.5	6/8/2010
Harriman Reservoir	Wilmington-Whitingham	RBT	BN	3660	425	10	4/29/2010
Harriman Reservoir	Wilmington-Whitingham	BNT	BN	1000	1100	8.9	4/29/2010
Harriman Reservoir	Wilmington-Whitingham	LAT	PF	1000	187	8.5	4/8/2010
Harriman Reservoir	Wilmington-Whitingham	BKT	RX	300	520	14	11/4/2009
Hartwell Pond	Albany	BKT	RX	2000	75	8	4/19/2010
Harvey's Lake	Barnet	LAT	PF	2000	374	8.5	4/19/2010
Harvey's Lake	Barnet	RBT	RX	500	600	10	4/7/2010
Harvey's Lake	Barnet	RBT	RX	600	100	9	6/7/2010
Hazen Notch Brook	Lowell	BKT	RX	3000	150	8.5	5/20/2010
Holland Pond	Holland	RBT	RX	1500	850	10.5	4/15/2010
Hoosic River-Lower	Pownal	BNT	BN	1500	475	9	5/12/2010
Hoosic River-Lower	Pownal	BNT	BN	1000	770	9.5	6/9/2010
Hoosic River-Lower	Pownal	BNT	BN	1000	500	9.6	6/16/2010
Hoosic River-North Branch	Stamford	BNT	BN	900	500	9.6	6/16/2010
Hoosic River-North Branch	Stamford	BNT	BN	400	310	9.2	4/27/2010
Huntington River	Huntington	RBT	BN	1000	250	11.3	6/7/2010
Huntington River	Huntington	RBT	RX	1400	250	8	4/30/2010
Huntington River	Huntington	BKT	PF	1500	609	10	5/3/2010
Island Pond	Brighton	BNT	BN	750	350	8.2	4/1/2010
Island Pond	Brighton	RBT	BN	750	315	10.1	4/1/2010
Island Pond	Brighton	RBT	BN	1500	315	10.1	4/1/2010
Jay Branch	Jay	BKT	RX	200	375	8.5	5/20/2010
Job's Pond	Westmore	BKT	SA	200	55	8.34	5/5/2010
Job's Pond	Westmore	BKT	SA	500	40	7.85	5/5/2010
Joe's Brook	Danville/Barnet	RBT	RX	150	125	8	5/10/2010
Joe's Brook	Danville/Barnet	RBT	RX	300	30	9	6/7/2010
Joe's Brook	Danville	BKT	BN	1000	95	9	4/26/2010
Joe's Pond	Danville	RBT	BN	1000	435	10.2	4/26/2010
Joe's Pond	Danville	BNT	BN	1000	360	9.3	5/3/2010

Joiner Brook	Bolton	BKT	SA	200	244	8	4/21/2010
Kent Pond	Killington	RBT	SA	175	758	20	4/14/2010
Kent Pond	Killington	RBT	SA	1000	665	20	4/22/2010
Kent Pond	Killington	RBT	SA	272	313	9.5	4/14/2010
Kent Pond	Killington	BKT	RX	900	183	12	4/5/2010
Kent Pond	Killington	BKT	RX	300	200	8	4/5/2010
Kent Pond	Killington	RBT	SA	800	125	10.3	5/19/2010
Kettle Pond	Groton	RBT	BN	400	350	10.2	5/3/2010
Kettle Pond	Groton	RBT	RX	200	150	11	6/4/2010
Kirby Brook	Kirby	BKT	RX	1600	67	8.5	5/14/2010
Knapp Pond No 1	Reading-Cavendish	RBT	BN	135	600	10	4/2/2010
Knapp Pond No 1	Reading-Cavendish	RBT	BN	1600	240	16.1	4/2/2010
Knapp Pond No 1	Reading-Cavendish	RBT	BN	117	690	10.2	4/28/2010
Knapp Pond No 1	Reading-Cavendish	RBT	BN	4600	250	16	4/28/2010
Knapp Pond No 2	Reading-Cavendish	BKT	BN	740	1353	8.75	4/5/2010
Knapp Pond No 2	Reading-Cavendish	BKT	RX	6000	493	13	4/15/2010
Lake Bomoseen	Castleton	BNT	BN	1500	1170	7.8	3/25/2010
Lake Champlain	Shelburne	STT	EW	8100	263	8	3/22/2010
Lake Champlain	Charlotte	LAS	EW	5700	1000	7	3/22/2010
Lake Champlain	Ferrisburg	STT	EW	8700	1000	8	3/22/2010
Lake Champlain	Milton	LAS	EW	8700	1000	7	3/19/2010
Lake Champlain	Milton	LAS	EW	4162	1000	7	3/19/2010
Lake Champlain	Milton	LAS	EW	6270	505	7	3/19/2010
Lake Champlain	Ferrisburg	STT	EW	5000	1100	8	3/18/2010
Lake Champlain	Ferrisburg	LAS	EW	1500	685	7.4	3/17/2010
Lake Champlain	Shelburne	STT	EW	7000	263	8	3/22/2010
Lake Champlain	South Hero	LAS	EW	2000	864	7	3/17/2010
Lake Champlain	Grand Isle	LAS	EW	4000	259	7.21	3/15/2010
Lake Champlain	Grand Isle	STT	EW	7500	703	8.1	3/15/2010
Lake Champlain	Winooski	LAS	EW	4000	1027	7.4	3/15/2010
Lake Champlain	Colchester	STT	EW	7966	702	8	3/15/2010
Lake Champlain	Winooski	LAS	EW	6270	1045	7.2	3/12/2010
Lake Champlain	Colchester	STT	EW	3578	1102	8.1	3/12/2010
Lake Champlain	Charlotte	LAT	PF	7973	640	8.4	4/27/2010
Lake Champlain	Winooski	LAS	EW	20700	1045	7.1	3/12/2010
Lake Champlain	Swanton	WAE	CN	38200	20	1.75	6/24/2010
Lake Champlain	Swanton	WAE	CN	13300	26.5	1.5	6/24/2010
Lake Champlain	Swanton	WAE	CN	160000	22.6	2	6/22/2010
Lake Champlain	Swanton	WAE	BH	95000	2	0.5	5/22/2010
Lake Champlain	Huntington-Richmond	LAS	RX	40	38	1	5/5/2010

Lake Champlain	Panton	BNT	EW	430	70	15.5	5/13/2010
Lake Champlain	Panton	RBT	EW	7453	977	16.7	5/13/2010
Lake Champlain	Shelburne	LAS	EW	4164	915	7.1	4/1/2010
Lake Champlain	Shelburne	LAS	EW	7000	539	7.2	4/1/2010
Lake Champlain	Ferrisburg	LAS	EW	7453	778	7	3/23/2010
Lake Champlain	Shelburne	LAS	EW	7100	915	7.1	4/1/2010
Lake Champlain	North Hero	LAS	EW	7100	1000	7.2	3/31/2010
Lake Champlain	Milton	LAS	EW	7100	1000	7.2	3/30/2010
Lake Champlain	St. Albans	LAS	EW	5000	1000	7.2	3/30/2010
Lake Champlain	Georgia	STT	EW	30000	877	8	3/26/2010
Lake Champlain	Richmond/Duxbury	LAS	EW	23350	820	4.54	10/15/2009
Lake Champlain	Ferrisburg	LAS	EW	7000	638	4.54	10/15/2009
Lake Champlain	Grand Isle	LAS	EW	5000	778	7	3/24/2010
Lake Champlain	Ferrisburg	LAS	EW	600	685	7.4	3/17/2010
Lake Champlain	South Hero	BNT	EW	6270	167	8.55	11/20/2009
Lake Champlain	Ferrisburg	STT	EW	3600	1100	8	3/18/2010
Lake Champlain	Panton	LAT	EW	7330	491	7.4	11/23/2009
Lake Champlain	Burlington	LAT	EW	3342	1000	7.4	11/23/2009
Lake Champlain	Burlington	LAT	EW	7000	456	7.4	11/23/2009
Lake Champlain	Burlington	LAT	EW	7330	879	7.47	11/23/2009
Lake Champlain	Burlington	LAT	EW	3680	1000	7.4	11/23/2009
Lake Champlain	Burlington	BNT	EW	4680	1000	8.53	11/23/2009
Lake Champlain	Charlotte	LAT	EW	3600	638	7.4	11/24/2009
Lake Champlain	South Hero	BNT	EW	1820	1000	8.55	11/20/2009
Lake Champlain	Charlotte	LAT	EW	3680	229	7.47	11/24/2009
Lake Champlain	Ferrisburg	BNT	EW	3680	1000	8.53	11/20/2009
Lake Champlain	Ferrisburg	BNT	EW	762	1000	8.53	11/20/2009
Lake Champlain	St. Albans	BNT	EW	3324	211	8.55	11/19/2009
Lake Champlain	St. Albans	BNT	EW	4230	786	8.21	11/19/2009
Lake Champlain	Milton	BNT	EW	4230	1000	8.21	11/19/2009
Lake Champlain	Grand Isle	BNT	EW	4230	1000	8.21	11/18/2009
Lake Champlain	North Hero	BNT	EW	4720	1000	8.21	11/18/2009
Lake Champlain	Colchester	STT	EW	3680	879	8.2	3/12/2010
Lake Champlain	Burlington	BNT	EW	466	1000	8.53	11/23/2009
Lake Champlain	Grand Isle	BNT	EW	4000	125	8.57	12/7/2009
Lake Champlain	Grand Isle	STT	EW	4000	745	8.21	3/11/2010
Lake Champlain	Grand Isle	LAS	EW	7730	524	7.37	3/11/2010
Lake Champlain	Winooski	LAS	EW	5690	1000	7.21	3/11/2010
Lake Champlain	Colchester	STT	EW	4000	1000	8.13	3/11/2010
Lake Champlain	Grand Isle	STT	EW	4000	745	8.21	3/8/2010
Lake Champlain	Grand Isle	LAS	EW	1482	524	7.37	3/8/2010
Lake Champlain	Grand Isle	LAT	EW	1400	203	7.4	12/15/2009
Lake Champlain	Panton	LAT	EW	3740	176	7.47	11/23/2009
Lake Champlain	Grand Isle	BNT	EW	3920	1000	8.57	12/8/2009
Lake Champlain	Grand Isle	LAT	EW	2750	492	7.47	12/7/2009
Lake Champlain	Grand Isle	LAT	EW	7330	375	7.4	12/7/2009



Lake Champlain	Grand Isle	LAT	EW	3600	1000	7.4	12/7/2009
Lake Champlain	Colchester	BNT	EW	3600	1000	8.55	11/24/2009
Lake Champlain	Colchester	BNT	EW	3600	1000	8.55	11/24/2009
Lake Champlain	Colchester	BNT	EW	1820	1000	8.55	11/24/2009
Lake Champlain	Charlotte	LAT	EW	4680	229	7.47	11/24/2009
Lake Champlain	Charlotte	LAT	EW	1482	638	7.4	11/24/2009
Lake Champlain	Burlington	LAT	EW	500	203	7.4	12/15/2009
Lake Dunmore	Leicester/Salisbury	RBT	SA	500	155	9.5	4/14/2010
Lake Dunmore	Leicester/Salisbury	RBT	SA	800	215	10.4	5/27/2010
Lake Dunmore	Leicester/Salisbury	LAT	PF	1700	149	8.5	4/5/2010
Lake Eden	Eden	RBT	RX	1000	523	10	4/8/2010
Lake Elligo	Greensboro	RBT	RX	700	300	10	4/6/2010
Lake Elligo	Greensboro	LAT	PF	1170	131	8.5	4/19/2010
Lake Fairlee	Fairlee	RBT	BN	1260	435	10	4/9/2010
Lake Fairlee	Fairlee	BNT	BN	20000	290	8	4/9/2010
Lake Memphremagog	Newport	LAS	BH	10000	2128	7.1	3/19/2010
Lake Memphremagog	Newport	LAS	BH	900	1042	7.1	3/22/2010
Lake Ninevah	Mt. Holly	RBT	BN	250	340	10	4/19/2010
Lake Paran	Bennington/Shaftsbury	RBT	BN	225	500	16	6/17/2010
Lake Paran	Bennington/Shaftsbury	RBT	BN	300	450	16.4	6/9/2010
Lake Paran	Bennington/Shaftsbury	RBT	BN	375	730	17	5/28/2010
Lake Paran	Bennington/Shaftsbury	RBT	BN	240	140	10	4/8/2010
Lake Paran	Bennington/Shaftsbury	RBT	BN	375	371	16	4/6/2010
Lake Paran	Bennington/Shaftsbury	RBT	CN	5600	275	11.2	4/6/2010
Lake St Catherine	Poultney	BNT	BN	1000	1120	8	3/30/2010
Lake St Catherine	Poultney	RBT	BN	1000	370	10	3/30/2010
Lake Willoughby	Westmore	LAS	BH	1600	105	7.1	3/22/2010
Lake Willoughby	Westmore	RBT	BN	4000	670	10.2	4/14/2010
Lake Willoughby	Westmore	LAT	PF	700	716	8.4	4/21/2010
Lamoille River	Cambridge	RBT	RX	1400	140	9	5/25/2010
Lamoille River	Morristown/Hyde Park	RBT	BN	1200	880	11	6/14/2010
Lamoille River	Cambridge	RBT	BN	700	750	11.3	6/3/2010
Lamoille River	Morristown/Hyde Park	RBT	RX	440	140	9	5/25/2010
Lamoille River	Fairfax	BNT	EW	500	759	15.5	4/20/2010
Lamoille River	Johnson	RBT	RX	200	100	9	5/25/2010
Lamoille River	Morristown/Hyde Park	RBT	RX	1400	73	10	5/19/2010

Lamoille River	Johnson	RBT	RX	900	509	10	5/19/2010
Lamoille River	Hardwick/Wolcott	RBT	RX	2500	180	8.7	5/18/2010
Lamoille River	Wolcott/Morristown	RBT	RX	265	500	8.7	5/18/2010
Lamoille River	Fairfax	BNT	EW	135	457	15.5	5/11/2010
Lamoille River	Fairfax	BNT	EW	1000	233	15.5	5/11/2010
Lamoille River	Johnson	RBT	RX	1400	200	9	5/25/2010
Lamoille River-North Branch	Cambridge/Waterville	BNT	BN	400	500	9.3	5/17/2010
Lamoille River-North Branch	Belvidere	BNT	BN	1075	145	9.3	5/17/2010
Lefferts Pond	Chittenden	BKT	RX	250	239	8	4/12/2010
Lefferts Pond		BKT	PF	175	104	9.9	5/14/2010
Lefferts Pond	Chittenden	BKT	RX	400	117	12	4/12/2010
Levi Pond	Groton	BKT	RX	1100	100	8	6/22/2010
Lewis Creek	Starksboro	BKT	SA	2530	268	8	4/15/2010
Lewis Creek	Charlotte	BKT	EW	800	1150	10.2	4/13/2010
Lewis Creek	Charlotte	BKT	EW	625	360	10.2	4/14/2010
Lewis Creek	Ferrisburgh to Starksboro	BNT	EW	3420	190	9.1	5/17/2010
Lewis Creek	Ferrisburgh	LAS	BH	2000	18.5	2.5	5/28/2010
Lewis Pond	Lewis	BKT	RX	1400	77	4	9/25/2009
Little Averill Lake	Averill	BKT	RX	2000	350	8.75	5/19/2010
Little Rock Pond	Wallingford	BKT	RX	300	2	1.35	6/8/2010
Long Pond	Westmore	LAT	PF	1400	54	8.4	4/27/2010
Long Pond	Westmore	BKT	PF	200	610	10.1	4/27/2010
Lulls Brook	Hartland	BKT	BN	300	80	9.6	6/8/2010
Mackville Pond	Hardwick	RBT	BN	1200	130	10.2	4/22/2010
Mad River	Waitsfield, Moretown	RBT	BN	770	875	11.3	6/9/2010
Mad River	Moretown	RBT	BN	600	340	10.2	5/7/2010
Mad River	Warren, Waitsfield	RBT	RX	600	160	8	4/29/2010
Mad River	Warren, Waitsfield	BKT	SA	2300	165	8.34	5/4/2010
Mad River	Waitsfield, Moretown	RBT	RX	600	613	8	4/29/2010
Mad River	Warren, Waitsfield	BKT	SA	350	120	7.85	5/4/2010
Madison Brook	Ferdinand	BKT	RX	2000	88	8.75	5/26/2010
Maidstone Lake	Maidstone	RBT	RX	1600	666	10.5	5/26/2010
Marshfield Reservoir	Marshfield	RBT	RX	500	533	10	4/1/2010
Marshfield Reservoir	Marshfield	BNT	BN	750	165	9	4/20/2010
Martin's Pond	Peacham	BKT	SA	750	150	7.85	5/5/2010
Martin's Pond	Peacham	BKT	SA	390	207	8.34	5/5/2010
May Pond	Barton	BKT	RX	2000	260	12	4/13/2010
May Pond	Barton	BKT	RX	700	444	8.5	4/13/2010
McIntosh Pond	Royalton	RBT	BN	225	300	10.2	4/22/2010

McIntosh Pond	Royalton	RBT	SA	1200	853	20	4/22/2010
McIntosh Pond	Royalton	BKT	PF	350	500	10.1	4/12/2010
McIntosh Pond	Royalton	BKT	RX	550	233	13	4/16/2010
Middlebury River-Lower	Middlebury	RBT	BN	440	265	10.5	6/2/2010
Middlebury River-Lower	Middlebury	BNT	BN	600	200	9.4	6/2/2010
Middlebury River-North Branch	Ripton	BKT	PF	300	261	10.1	4/20/2010
Middlebury River-South Branch	Ripton	BKT	PF	700	131	10.1	4/20/2010
Middlebury River-Upper	Ripton	BKT	PF	200	304	10.1	4/20/2010
Mill Brook	Reading-Windsor	BKT	BN	200	75	9.4	4/29/2010
Mill Pond	Windsor	RBT	SA	500	758	20	5/12/2010
Mill Pond	Windsor	RBT	BN	880	215	10.2	4/22/2010
Mill River	Shrewsbury/Mt Holly	BKT	BN	550	350	9.6	6/10/2010
Mill River-Mid	Shrewsbury	RBT	BN	428	265	10.5	6/8/2010
Miller Pond	Strafford	BKT	RX	1200	285	13	4/16/2010
Miller Pond	Strafford	RBT	SA	350	373	9.5	4/12/2010
Miller Pond	Strafford	RBT	SA	1400	1225	20	4/19/2010
Miller Pond	Strafford	BKT	SA	700	364	8	4/12/2010
Millers Run	Lyndon	RBT	RX	100	150	8.5	5/14/2010
Millers Run	Lyndon/Sheffield	BKT	BN	200	40	9.6	6/2/2010
Millers Run	Lyndon	RBT	RX	450	40	9	6/7/2010
Mirror Lake	Calais	RBT	BN	450	195	10.1	4/16/2010
Mirror Lake	Calais	RBT	BN	230	195	10.1	4/16/2010
Mirror Lake	Calais	LAT	PF	300	43	8.5	4/26/2010
Missisquoi River	Sheldon	BNT	EW	2520	90	9	4/16/2010
Missisquoi River	Berkshire/Richford	BNT	BN	70	870	9.3	5/11/2010
Missisquoi River	Sheldon	RBT	EW	3000	33	10.4	5/12/2010
Missisquoi River	Troy/Westfield	BNT	BN	1700	1200	9.3	5/24/2010
Missisquoi River-East Branch	Lowell	BKT	PF	1700	723	10	5/10/2010
Missisquoi River-East Branch	Lowell	BKT	PF	700	538	9.09	5/10/2010
Missisquoi River	Sheldon	BNT	EW	700	210	9	4/16/2010
Missisquoi River	Sheldon	RBT	EW	500	327	10.2	4/16/2010
Missisquoi River	Enosburg	RBT	EW	500	1136	16.7	4/26/2010
Missisquoi River	Enosburg	RBT	EW	550	1136	16.7	5/5/2010
Moose River	Kirby / St. Johnsbury	BNT	BN	500	250	9.4	6/2/2010
Moose River	East Haven/Victory	BKT	RX	500	125	8.75	5/27/2010
Moose River	Victory / Concord	RBT	RX	100	125	9	5/27/2010
Mud Pond	Hyde Park	BKT	RX	450	25	8	4/19/2010
Nelson Pond	Calais, Woodbury	RBT	BN	300	195	10.1	4/16/2010

Nelson Pond	Calais, Woodbury	BNT	BN	345	75	8.5	4/16/2010
Nelson Pond	Calais, Woodbury	LAT	PF	450	64	8.5	4/26/2010
Nelson Pond	Calais, Woodbury	RBT	BN	500	195	10.1	4/16/2010
Neshobe River	Brandon	BKT	RX	150	125	8.25	5/4/2010
New Haven River-Lower	New Haven/Bristol	RBT	EW	800	70	10.4	5/12/2010
New Haven River-Lower	New Haven	BNT	EW	750	240	9	4/14/2010
New Haven River-Lower	New Haven/Bristol	RBT	EW	900	351	10.4	4/14/2010
New Haven River-Lower	New Haven/Bristol	RBT	EW	800	421	10.4	4/22/2010
New Haven River-Lower	New Haven	BNT	EW	800	240	9	4/22/2010
New Haven River-Upper	Lincoln	BKT	RX	3000	200	8.25	5/4/2010
Newark Pond	Newark	BKT	RX	194	600	8.5	4/14/2010
Newark Pond	Newark	BKT	RX	600	127	13	4/14/2010
Newark Pond	Newark	RBT	RX	230	267	11.5	6/18/2010
Nichols Pond	Woodbury	LAT	PF	1000	43	8.5	4/26/2010
Nichols Pond	Woodbury	RBT	BN	700	375	10	4/16/2010
North Hartland Reservoir	Hartland, Hartford	RBT	BN	300	300	10.2	4/26/2010
North River, East Branch	Whitingham-Halifax	BKT	BN	200	120	9.6	6/7/2010
Notch Brook	Bristol	BKT	RX	1000	50	8.25	5/4/2010
Notch Pond	Ferdinand	BKT	RX	100	38	4	9/25/2009
Nulhegan River	Ferdinand	BKT	RX	110	28	8.75	5/19/2010
Nulhegan River	Ferdinand - Bloomfield	BNT	BN	100	50	9.4	6/2/2010
Nulhegan River-Black Branch	Bloomfield	BKT	RX	700	28	8.75	5/19/2010
Nulhegan River-East Branch	Lewis/Bloomfield	BKT	RX	500	190	8.75	5/19/2010
Ompompanoosuc River East Branc	Thetford	RBT	RX	750	125	8	5/5/2010
Ompompanoosuc River East Branc	West Fairlee	RBT	BN	400	500	10.5	6/8/2010
Ompompanoosuc River East Branc	Vershire	BKT	RX	500	100	8.25	5/5/2010
Ompompanoosuc River West Branc	Strafford	BKT	RX	600	125	8.25	5/5/2010
Osmore Pond	Peacham	BKT	RX	78	150	8	4/22/2010
Osmore Pond	Peacham	BKT	RX	1900	63	13	4/22/2010
Ottauquechee River	Bridgewater-Woodstock	RBT	BN	1900	815	10.2	4/30/2010

Otter Creek	Center Rutland/Proctor	BNT	BN	8400	655	9.2	5/5/2010
Otter Creek	Ferrisburgh	WAE	CN	250	15	2	6/21/2010
Otter Creek	Danby/Mt Tabor	RBT	BN	150	500	16	6/17/2010
Otter Creek	Danby/Mt Tabor	RBT	BN	156	275	16	6/1/2010
Otter Creek	Danby/Mt Tabor	BKT	RX	250	140	13	5/12/2010
Otter Creek	Danby/Mt Tabor	RBT	BN	2000	510	16.5	5/12/2010
Otter Creek	Wallingford	RBT	BN	250	870	10.3	5/3/2010
Otter Creek	Danby/Mt Tabor	RBT	BN	100	450	16	4/28/2010
Otter Creek	Danby/Mt Tabor	BNT	SA	200	334	15	4/28/2010
Otter Creek	Danby/Mt Tabor	BNT	SA	5879	800	20	4/28/2010
Otter Creek	Vergennes	STT	EW	500	1034	8	3/29/2010
Otter Creek	Middlebury	BNT	EW	800	150	9	4/19/2010
Otter Creek	Danby/Mt Tabor	BKT	PF	550	340	10	4/21/2010
Otter Creek	Middlebury	RBT	BN	1000	265	10.5	6/2/2010
Otter Creek	Center Rutland/Clarendon	BNT	BN	200	345	9.2	5/5/2010
Paran Creek	Shaftsbury	BKT	PF	500	85	10	4/21/2010
Parker Lake	Glover	RBT	BN	100	215	10.2	4/26/2010
Passumpsic River	Barnet	RBT	RX	250	20	9	6/7/2010
Passumpsic River	Lydon	RBT	RX	250	50	9	6/7/2010
Passumpsic River	Danville	RBT	RX	100	50	9	6/7/2010
Passumpsic River		RBT	BN	212	175	16	5/28/2010
Passumpsic River		BNT	BN	600	320	15	5/20/2010
Passumpsic River	St. Johnsbury / Barnet	BNT	BN	2000	260	9.3	5/19/2010
Passumpsic River	Lyndon / St. Johnsbury	BNT	BN	250	740	9.3	5/19/2010
Passumpsic River		RBT	BN	150	451	16	4/27/2010
Passumpsic River		BNT	BN	300	230	14.6	4/27/2010
Passumpsic River		RBT	BN	200	500	16	5/20/2010
Passumpsic River - East Branch	Newark/Burke	BKT	BN	100	80	9.6	6/2/2010
Passumpsic River - East Branch	Burke/Lyndon	RBT	RX	300	20	9	6/7/2010
Passumpsic River - East Branch	Burke/Lyndon	RBT	RX	220	75	8.5	5/14/2010
Passumpsic River- West Branch	Burke/Lyndon	BNT	BN	100	100	9.4	6/2/2010
Passumpsic River- West Branch	Sutton/Lyndon	BKT	BN	1300	40	9.6	6/2/2010
Paul Stream	Maidstone	BKT	RX	600	325	8.75	5/26/2010
Paul Stream	Ferdinand	BKT	RX	2400	150	8.75	5/26/2010
Peacham Pond	Peacham	BNT	BN	500	750	9	4/20/2010
Pidgeon Pond	Groton	BKT	RX	3000	10	3	9/16/2009
Poultney River	Poultney	BKT	RX	500	700	8.5	5/12/2010
Prentice Pond	Dorset	BKT	PF	1260	215	10	4/22/2010

Raponda, Lake	Wilmington	RBT	BN	200	470	10	4/12/2010
Raponda, Lake	Wilmington	RBT	BN	400	345	16	4/12/2010
Raponda, Lake	Wilmington	RBT	BN	800	912	17	5/11/2010
Red Mill Pond	Woodford	BKT	PF	100	340	10	4/22/2010
Rescue, Lake	Ludlow	LAT	PF	200	19	8.5	4/8/2010
Rescue, Lake	Ludlow	RBT	BN	400	350	16	5/28/2010
Rescue, Lake	Ludlow	RBT	BN	200	190	10.5	5/28/2010
Rescue, Lake	Ludlow	RBT	BN	360	340	16	4/13/2010
Rescue, Lake	Ludlow	BNT	BN	540	120	9.2	4/13/2010
Rescue, Lake	Ludlow	RBT	BN	150	200	10	4/13/2010
Rescue, Lake	Ludlow	RBT	BN	600	250	16	4/19/2010
Ridley Brook	Duxbury	BKT	PF	100	286	10.4	4/20/2010
Rock River	Newfane	BKT	BN	1500	38	9.5	5/13/2010
Rood Pond	Williamstown, Brookfield	BKT	SA	300	300	8	4/26/2010
Rood Pond	Williamstown, Brookfield	BKT	RX	1500	300	14	6/2/2010
Rood Pond	Williamstown, Brookfield	BKT	SA	400	412	8.5	4/26/2010
Rood Pond	Williamstown, Brookfield	BKT	RX	1300	267	13	4/16/2010
Sabin Pond	Woodbury	RBT	SA	400	404	9.5	4/20/2010
Sabin Pond	Woodbury	BNT	BN	100	130	9	4/16/2010
Sacketts Brook	Putney	BKT	BN	300	38	9.5	5/13/2010
Saxtons River-Lower	Rockingham-Westminster	RBT	BN	200	160	10.7	4/29/2010
Saxtons River-Upper	Grafton-Rockingham	BKT	BN	420	75	9.4	4/29/2010
Searsburg Reservoir	Searsburg	BKT	RX	2000	336	13	5/3/2010
Seymour Lake	Morgan	LAS	BH	4002	211	7.1	3/22/2010
Seymour Lake	Morgan	LAT	PF	1100	748	8.5	4/7/2010
Seymour River	Cambridge	BKT	PF	1000	478	10.1	4/22/2010
Shadow Lake	Glover	RBT	RX	600	300	10	4/6/2010
Shadow Lake	Glover	LAT	PF	600	107	8.4	4/21/2010
Shaftsbury Hollow Brook	Shaftsbury	BKT	PF	300	250	10	4/21/2010
Shaftsbury Hollow Brook	Shaftsbury	BKT	BN	190	150	9.6	6/16/2010
Shaftsbury, Lake	Shaftsbury	RBT	BN	700	302	15.5	4/6/2010
Shaftsbury, Lake	Shaftsbury	RBT	BN	700	260	10	4/8/2010
Sherman Reservoir	Whitingham	BNT	BN	1000	160	8.2	4/1/2010
Silver Lake	Leicester	BKT	PF	250	476	10.4	4/21/2010
Silver Lake	Leicester	RBT	BN	250	110	10.1	4/21/2010
Silver Lake	Leicester	RBT	BN	100	110	10.1	4/21/2010
Sleepers River	St. Johnsbury	BKT	BN	100	40	9.5	5/27/2010
Sleepers River	St. Johnsbury	BNT	BN	600	45	9.3	5/27/2010

Smith Pond	Pittsford	BKT	PF	603	245	9.9	5/14/2010
Smith Pond	Pittsford	BKT	PF	600	248	9.9	5/3/2010
Smith Pond	Pittsford	BKT	PF	78	250	9.9	4/6/2010
Smith Pond	Pittsford	BKT	RX	76	62	13	5/13/2010
Smith Pond	Pittsford	BKT	RX	2588	50	12	4/12/2010
Somerset Reservoir	Stratton-Somerset	BKT	PF	2588	837	9.15	5/4/2010
Somerset Reservoir	Stratton-Somerset	BKT	PF	1725	837	9.15	5/5/2010
Somerset Reservoir	Stratton-Somerset	BKT	PF	1000	750	10	5/4/2010
South America Pond	Ferdinand	BKT	RX	1500	38	4	9/24/2009
South Pond	Marlboro	RBT	BN	100	640	10.2	4/21/2010
South Pond	Marlboro	BNT	BN	500	30	8.5	4/21/2010
Spectacle Pond	Brighton	BNT	BN	1000	115	8.2	4/1/2010
Spring Lake	Shrewsbury	BKT	PF	300	294	8.9	4/20/2010
Spring Lake	Shrewsbury	LAT	PF	500	54	8.4	4/20/2010
Stamford Stream	Woodford	BKT	PF	1000	215	10	4/22/2010
Stannard Pond	Stannard	BKT	RX	1000	38	4	9/26/2009
Star Lake	Mt Holly	RBT	BN	1100	375	10	4/19/2010
Sterling Pond	Cambridge/Stowe	BKT	RX	100	275	8	6/17/2010
Stevens River	Barnet	BKT	RX	300	25	8	5/10/2010
Stevens River	Barnet	BKT	RX	200	75	8	5/10/2010
Stoughton Pond	Weathersfield	RBT	BN	500	305	15.5	4/5/2010
Stoughton Pond	Weathersfield	RBT	BN	5000	185	10	4/5/2010
Stratton Pond	Stratton	BKT	RX	200	5	1.35	6/8/2010
Sunset Lake	Brookfield	RBT	SA	300	600	20	5/13/2010
Sunset Lake	Benson	LAT	PF	700	56	8.5	4/5/2010
Sunset Lake	Brookfield	BKT	SA	700	140	7.85	4/29/2010
Sunset Lake	Brookfield	BKT	SA	1500	192	8.34	4/29/2010
Sunset Lake	Benson	RBT	SA	800	438	9.5	3/24/2010
Sunset Lake	Brookfield	RBT	RX	350	230	10	4/5/2010
Sunset Lake	Brookfield	BKT	RX	1200	233	12	4/5/2010
The Branch	Enosburg	BKT	PF	2340	511	10	5/12/2010
Townshend Reservoir	Townshend	RBT	BN	2500	880	10	4/15/2010
Trout River	Berkshire/Montgomery	BKT	PF	1300	816	9.88	5/12/2010
Tyler Branch	Enosburg	BKT	PF	500	424	9.2	5/5/2010
Unknown Pond	Averys Gore	BKT	RX	500	19	4	9/25/2009
Unknown Pond	Ferdinand	BKT	RX	300	19	4	9/27/2009
Vail Pond	Sutton	BKT	RX	100	75	8.75	5/18/2010
Vernon Hatchery Pond	Vernon	BNT	BN	900	30	9.2	4/15/2010
Vernon Hatchery Pond	Vernon	BKT	BN	2200	270	8.75	4/15/2010

Waits River	Corinth-Bradford	RBT	RX	800	550	8	5/11/2010
Waits River	Corinth-Bradford	RBT	BN	2000	535	11.3	6/8/2010
Wallace Pond	Canaan	BNT	BN	1200	700	9.2	4/20/2010
Walloomsac Brook	Bennington	BKT	BN	1000	700	9.6	6/16/2010
Walloomsac River	Bennington	BKT	BN	1000	310	9	4/23/2010
Walloomsac River	Bennington	BKT	BN	1100	500	9.6	6/16/2010
Walloomsac River	Bennington	RBT	BN	1000	525	10.3	5/14/2010
Walloomsac River	Bennington	BNT	BN	185	325	9.2	4/23/2010
Walloomsac River	Bennington	RBT	BN	225	140	11	4/8/2010
Walloomsac River	Bennington	RBT	BN	200	450	16.4	6/9/2010
Wardsboro Branch	Wardsboro-Jamaica	BKT	BN	1100	75	9.5	5/13/2010
Waterbury Reservoir	Waterbury/Stowe	RBT	BN	1710	460	10.1	4/7/2010
Waterbury Reservoir	Waterbury/Stowe	BNT	BN	1100	410	8.3	4/7/2010
Waterbury Reservoir	Waterbury/Stowe	RBT	BN	200	460	10.1	4/7/2010
Wells River	Ryegate/Newbury	RBT	BN	800	125	11.3	6/8/2010
Wells River	Groton/Ryegate	BKT	RX	500	200	8	5/10/2010
Wells River	Ryegate/Newbury	RBT	RX	1100	125	8	5/10/2010
West River	Jamaica	RBT	BN	200	525	10.3	5/13/2010
West River	Weston	BKT	BN	300	80	9.6	6/7/2010
West River	Londonderry	BKT	BN	100	120	9.6	6/7/2010
Wheeler Pond	Barton	BKT	RX	40	25	8.75	5/18/2010
Wheeler Pond	Barton	BKT	RX	500	32	13.5	5/18/2010
Wheelerville Brook	Mendon	BKT	PF	202	218	10	5/4/2010
Wheelerville Brook		BKT	PF	200	82	9.9	5/17/2010
Whetsone Brook	Brattleboro	BKT	BN	289	75	9.5	5/7/2010
Whipple Hollow Brook	West Rutland	BKT	PF	5300	119	9.9	5/3/2010
White River	Royalton,Sharon,Hartford	RBT	RX	1600	680	8	5/7/2010
White River	Stockbridge	RBT	BN	750	1000	11.3	5/21/2010
White River	Royalton,Sharon,Hartford	RBT	RX	1300	188	8	5/21/2010
White River	Rochester	RBT	RX	600	270	8	5/6/2010
White River	Granville-Hancock	BKT	RX	600	150	8.5	4/27/2010
White River	Granville-Hancock	BKT	RX	2500	150	8.5	4/27/2010
White River	Stockbridge	RBT	BN	1150	1560	11.3	6/3/2010
White River	Royalton,Sharon,Hartford	RBT	RX	770	220	8	5/6/2010
White River First Branch	Chelsea, Tunbridge	RBT	BN	900	370	10.3	5/18/2010



White River First Branch	Chelsea, Tunbridge	BKT	BN	500	350	9.5	5/18/2010
White River Second Branch	Bethel	BKT	RX	1000	125	8.25	4/26/2010
White River Second Branch	Randolph	BKT	BN	700	360	9.5	5/10/2010
White River Third Branch	Roxbury-Randolph	BKT	RX	900	175	8.25	4/26/2010
White River Third Branch	Randolph-Bethel	BNT	BN	100	280	8.8	5/10/2010
Williams River, Middle Branch	Chester	BKT	BN	200	36	9.4	4/29/2010
Williams River-Lower	Chester-Rockingham	RBT	BN	100	105	10.7	4/29/2010
Williams River-Upper	Chester	BKT	BN	300	36	9.4	4/29/2010
Winhall River	Winhall-Londonderry	BKT	BN	1260	120	9.6	6/7/2010
Winooski River	E. Montpelier, Montpelier	BNT	BN	300	395	9	5/12/2010
Winooski River	Waterbury, Duxbury	RBT	BN	550	520	16	5/26/2010
Winooski River	Waterbury, Duxbury	RBT	BN	1200	920	16	5/20/2010
Winooski River	Plainfield, E. Montpelier	RBT	BN	500	520	10.3	5/13/2010
Winooski River	Marshfield, Plainfield	BKT	SA	1100	100	7.85	5/4/2010
Winooski River	Marshfield, Plainfield	RBT	BN	360	480	10.3	5/13/2010
Winooski River	Montp., Berlin, Middlesex	BNT	BN	1100	115	9	5/12/2010
Winooski River	Middlesex	RBT	BN	900	480	10.2	5/7/2010
Winooski River	Richmond/Jericho	BNT	EW	450	274	9.1	5/7/2010
Winooski River	Duxbury/Bolton	BNT	EW	600	136	9.1	5/7/2010
Winooski River	Waterbury, Duxbury	RBT	BN	500	1155	16	5/6/2010
Winooski River	Marshfield, Plainfield	BKT	SA	1800	137	8.34	5/4/2010
Winooski River	Bolton/Richmond	BNT	EW	200	621	9.1	4/27/2010
Winooski River	Waterbury, Duxbury	BNT	BN	500	290	14.7	5/6/2010
Winooski River North Branch	Worcester	BKT	RX	630	125	8.5	4/27/2010
Winooski River North Branch		BNT	BN	500	200	9	5/12/2010

Woodward Reservoir	Plymouth	BNT	BN	1200	165	0	4/19/2010
Woodward Reservoir	Plymouth	RBT	BN	600	450	10	4/19/2010
Zack Woods-Perch Ponds	Hyde Park/Wolcott	BKT	RX	78	150	8	4/19/2010
Zack Woods-Perch Ponds	Hyde Park/Wolcott	BKT	RX	600	52	12	4/19/2010

**Children's and Senior Citizens Fishing Event Stocking Program  
(Brook & Rainbow Trout)**

<b>Town</b>	<b>Species</b>	<b>Number</b>	<b>Total Weight (lbs)</b>	<b>Average Length (in)</b>	<b>FCS</b>
Orange	BKT	200	67	9.0	RX
Morrisville	BKT	150	75	9.0	RX
Plainfield	BKT	200	67	9.0	RX
Brownington	BKT	150	50	9.0	RX
Randolph	BKT	150	43	9.0	RX
Pittsford	BKT	200	67	9.0	RX
Waterbury	BKT	300	100	9.0	RX
Chelsea	BKT	200	57	9.0	RX
Williamstown	BKT	300	75	9.0	RX
Thetford	BKT	150	43	9.0	RX
Corinth	BKT	250	71	9.0	RX
Waitsfield	BKT	200	57	9.0	RX
Jonesville	BKT	500	120	9.0	RX
Barre	BKT	300	86	9.0	RX
Morrisville	BKT	250	71	9.0	RX
Middlesex	BKT	250	71	9.0	RX
Warren	BKT	150	43	9.0	RX
Jay	BKT	150	50	9.0	RX
Braintree	BKT	150	43	9.0	RX
Newport	BKT	350	117	9.0	RX
Cabot	BKT	200	57	9.0	RX
BRISTOL	BKT	125	34.5	8.3	SA
WARREN	BKT	150	41.2	8.3	SA
RUTLAND	BKT	400	110	8.3	SA
BRANDON	BKT	500	137.4	8.3	SA
PITTSFIELD	BKT	150	41.2	8.3	SA
HARTFORD	BKT	200	55	8.3	SA
CHITTENDEN	BKT	300	82.4	8.3	SA
CASTLETON	BKT	300	82.4	8.3	SA
RUTLAND	BKT	250	69	8.3	SA
FAIRLEE	BKT	150	41.2	8.3	SA
HARTLAND	BKT	200	55	8.3	SA
SOUTH ROYALTON	BKT	150	41.2	8.3	SA
HARTFORD	BKT	200	55	8.3	SA
CHITTENDEN	BKT	300	82.4	8.3	SA
WARREN	BKT	150	41.2	8.3	SA
HARTFORD	BKT	200	55	8.3	SA
BRIDGEWATER	BKT	200	55	8.3	SA
GOSHEN	BKT	400	110	8.3	SA
BETHEL	BKT	150	41.2	8.3	SA
Swanton	BKT	250	114	10.2	EW
Franklin	BKT	250	113	10.2	EW
Pawlet	BKT	200	75	9.4	BN
Saxtons River	BKT	250	95	9.4	BN
Shaftsbury	BKT	300	115	9.4	BN
Pownal	BKT	200	75	9.5	BN
Dorset	BKT	200	75	9.5	BN
Chester	BKT	150	55	9.5	BN

Ludlow	BKT	250	100	9.5	BN
Baltimore	BKT	150	60	9.5	BN
Danby	BKT	200	75	9.5	BN
Arlington	BKT	200	80	9.5	BN
Jacksonville	BKT	200	75	9.5	BN
Brattleboro	BKT	150	60	9.4	BN
Guilford	BKT	300	120	9.5	BN
Weston	BKT	200	80	9.5	BN
Springfield	BKT	250	100	9.5	BN
Manchester	BKT	200	80	9.5	BN
Springfield	BKT	200	80	9.5	BN
Wardsboro	BKT	250	100	9.5	BN
Townshend	BKT	200	80	9.5	BN
Newbrook	BKT	200	80	9.5	BN
West Dummerstor	BKT	200	80	9.5	BN
Poultney	BKT	200	80	9.5	BN
Stamford	BKT	250	100	9.5	BN
Shaftsbury	BKT	375	150	9.6	BN
Readsboro	BKT	250	100	9.6	BN
Whitingham	BKT	250	100	9.6	BN
Springfield	BKT	250	100	9.6	BN
Wallingford	BKT	250	100	9.6	BN
<b>Total BKT</b>		<b>16,000</b>	<b>5,357</b>	<b>9.1</b>	

Jericho	RBT	200	67	9.0	RX
Orleans	RBT	200	67	9.0	RX
Derby Line	RBT	200	67	9.0	RX
Braintree	RBT	150	55	9.0	RX
Bakersfield	RBT	600	300	9.0	RX
Jericho	RBT	150	50	9.0	RX
Newport	RBT	300	100	9.0	RX
Swanton	RBT	3	7	16.7	EW
Franklin	RBT	3	7	16.7	EW
Bennington	RBT	300	140	10.3	BN
Readsboro	RBT	100	200	16.0	BN
<b>Total RBT</b>		<b>2,206</b>	<b>1,060</b>	<b>11.2</b>	

	Number	Weight	Length
<b>Total BKT</b>	<b>16,000</b>	<b>5,357</b>	<b>10</b>
<b>Total RBT</b>	<b>2,206</b>	<b>1,060</b>	<b>11.2</b>
<b>Total</b>	<b>18,206</b>	<b>6,417</b>	<b>10</b>

**2010 Summary of Numbers of Fish Stocked Per County**

\* Sea Run Atlantic Salmon Fry Stockings Not Included, Contact U.S. Fish and Wildlife Service

<b>Addison County:</b>		<b># Stocked</b>	<b>Weight</b>
BKT YR	YR		
Childrens Brook	YR	8,054	2,980
	SF		
	FF		
	FR		
	2YR	350	280
BNT	YR	10,525	3,020
	2YR	40	70
RBT Childrens Brook	YR	4,650	2,012
	2YR	430	977
STT	YR	24,119	4,234
	2YR		
LAS	YR	17,000	2,148
	FF	23,350	638
	SF	3,420	19
	FR		
	2YR		
LAT	YR	5,800	816
WAE	SF	8,400	15
	FR		
MUS	SF		
<b>Total</b>		<b>106,138</b>	<b>17,209</b>

<b>Bennington County:</b>		<b># Stocked</b>	<b>Weight</b>
BKT YR	YR	16,500	5,983
Childrens Brook	YR		
	SF	5,000	5
	FF		
	FR		
	2YR	871	697
BNT	YR	6,900	2,880
	2YR		
RBT Childrens Brook	YR	2,960	1,790
	2YR	1,205	2,353
STT	YR		
	2YR		
LAS	YR		
	FF		
	SF		
	FR		
	2YR		
LAT	YR		
WAE	SF		
	FR		
MUS	SF		
<b>Total</b>		<b>33,436</b>	<b>13,708</b>

<b>Caledonia County:</b>		<b># Stocked</b>	<b>Weight</b>
BKT YR	YR	9,700	2,618
Childrens Brook	YR		
	SF		
	FF	1,500	48
	FR		
	2YR	331	237
BNT	YR	6,870	2,505
	2YR	362	550
RBT Childrens Brook	YR	9,850	3,175
	2YR	650	1,126
STT	YR		
	2YR		
LAS	YR		
	FF		
	SF		
	FR		
	2YR		
LAT	YR	2,200	411
WAE	SF		
	FR		
MUS	SF		
<b>Total</b>		<b>31,463</b>	<b>10,670</b>

<b>Chittenden County: # Stocked Weight</b>			
BKT YR	YR	8,630	3,575
Childrens Brook	YR		
	SF		
	FF		
	FR		
	2YR		
BNT	YR	29,040	8,087
	2YR		
RBT Childrens Brook	YR	1,400	500
	YR		
	2YR		
STT	YR	23,680	4,209
	2YR		
LAS	YR	87,001	10,991
	FF	30,000	820
	FR	95,000	38
	2YR		
	YR	43,062	5,912
LAT	SF		
WAE			
	FR		
MUS	<b>Total</b>	<b>317,813</b>	<b>34,132</b>

<b>Essex County: # Stocked Weight</b>			
BKT YR	YR	7,890	2,024
Childrens Brook	YR		
	SF		
	FF	5,000	191
	FR	133,450	75
	2YR		
BNT	YR	4,710	1,425
	2YR		
RBT Childrens Brook	YR	4,000	1,421
	YR		
	2YR		
STT	YR		
	2YR		
LAS	YR		
	FF		
	SF		
	FR		
	2YR		
LAT	YR		
WAE	SF		
	FR		
MUS	SF		
	<b>Total</b>	<b>155,050</b>	<b>5,136</b>

<b>Franklin County: # Stocked Weight</b>			
BKT YR	YR	5,000	1,751
Childrens Brook	YR		
	SF		
	FF		
	FR		
	2YR		
BNT	YR	7,606	2,167
	2YR	840	1,449
RBT Childrens Brook	YR	770	360
	YR		
	2YR	1,000	2,272
STT	YR	5,000	877
	2YR		
LAS	YR	7,100	1,000
	FF		
	SF		
	FR		
	2YR		
LAT	YR		
WAE	SF	110,400	99
	FR	160,000	2
MUS	SF	10,000	174
	<b>Total</b>	<b>307,716</b>	<b>10,151</b>

<b>Grand Isle County: # Stocked Weight</b>			
BKT YR Childrens Brook	YR YR SF FF FR 2YR		
BNT	YR 2YR	16,866	4,292
RBT Childrens Brook	YR YR 2YR		
STT	YR 2YR	12,000	2,193
LAS	YR FF SF FR 2YR	31,100	3,949
LAT	YR	15,482	2,070
WAE	SF FR		
MUS	SF		
	<b>Total</b>	<b>75,448</b>	<b>12,504</b>

<b>Lamoille County: # Stocked Weight</b>			
BKT YR Childrens Brook	YR YR SF FF FR 2YR	5,800	2,025
BNT	YR 2YR	3,100	1,120
RBT Childrens Brook	YR YR 2YR	12,200	3,995
STT	YR 2YR		
LAS	YR FF SF FR 2YR		
LAT	YR		
WAE	SF FR		
MUS	SF		
	<b>Total</b>	<b>21,178</b>	<b>7,192</b>

<b>Orange County: # Stocked Weight</b>			
BKT YR Childrens Brook	YR YR SF FF FR 2YR	10,800	2,880
BNT	YR 2YR	1,788	1,292
RBT Childrens Brook	YR YR 2YR	1,260	290
STT	YR 2YR	8,190	3,118
LAS	YR FF SF FR 2YR	550	1,825
LAT	YR		
WAE	SF FR		
MUS	SF		
	<b>Total</b>	<b>22,588</b>	<b>9,405</b>

<b>Orleans County:</b>		# Stocked	Weight
BKT YR	YR	12,300	3,955
Childrens Brook	YR	1,500	58
	SF		
	FF		
	FR		
	2YR		
450	312		
BNT	YR	4,045	1,675
	2YR		
RBT	YR	12,650	4,564
Childrens Brook	YR		
	2YR		
STT	YR		
	2YR	10,086	1,681
LAS	YR	33,000	3,486
	FF	47,140	84
	SF		
	FR		
	2YR		
LAT	YR	9,602	1,756
WAE	SF		
	FR		
MUS	SF		
<b>Total</b>		<b>130,773</b>	<b>17,571</b>

<b>Rutland County:</b>		# Stocked	Weight
BKT YR	YR	17,032	5,485
Childrens Brook	YR	5,000	5
	SF		
	FF		
	FR		
	2YR		
	1,357		
BNT	YR	16,100	3,990
	2YR	300	1,134
RBT	YR	12,850	4,877
Childrens Brook	YR		
	2YR	3,052	8,685
STT	YR		
	2YR		
LAS	YR		
	FF		
	SF		
	FR		
	2YR		
LAT	YR	600	110
WAE	SF		
	FR		
MUS	SF		
<b>Total</b>		<b>56,291</b>	<b>27,238</b>

<b>Washington County:</b>		# Stocked	Weight
BKT YR	YR	4,250	1,309
Childrens Brook	YR		
	SF		
	FF		
	FR		
	2YR		
BNT	YR	6,060	1,785
	2YR	200	290
RBT	YR	16,970	6,728
Childrens Brook	YR		
	2YR	1,450	2,595
STT	YR		
	2YR		
LAS	YR		
	FF		
	SF		
	FR		
	2YR		
LAT	YR	1,405	273
WAE	SF		
	FR		
MUS	SF		
<b>Total</b>		<b>30,335</b>	<b>12,980</b>



<b>Windham County: # Stocked Weight</b>			
BKT YR	YR	9,801	3,484
Childrens Brook	YR	5,000	5
	SF		
	FF		
	FR		
	2YR	1,000	520
BNT	YR	4,560	1,320
	2YR		
RBT Childrens Brook	YR	9,310	3,840
	2YR		
STT	YR		
	2YR		
LAS	YR		
	FF		
	SF		
	FR		
	2YR		
LAT	YR	1,100	206
WAE	SF		
	FR		
MUS	SF		
<b>Total</b>		<b>31,621</b>	<b>11,087</b>

<b>Windsor County: # Stocked Weight</b>			
BKT YR	YR	9,400	3,312
Childrens Brook	YR	1,541	1,026
	SF		
	FF		
	FR		
	2YR		
BNT	YR	1,870	615
	2YR		
RBT Childrens Brook	YR	23,470	8,413
	2YR		
STT	YR		
	2YR		
LAS	YR		
	FF		
	SF		
	FR		
	2YR		
LAT	YR	200	38
WAE	SF		
	FR		
MUS	SF		
<b>Total</b>		<b>40,508</b>	<b>21,824</b>