

APPENDIX M

Bellows Falls – 1D Dual Flow Analysis Tables and Figures

[This page intentionally left blank.]

Bellows Falls American Shad spawning persistent and persistent quality habitat.

Base Flows	Base Flow AWS	Persistent AWS (ft ² /ft)									
		Peaking Flows									
		2500	3175	3850	4475	5400	6350	7025	7700	9525	11400
1300	197.52	197.20	196.45	195.23	193.60	190.64	187.07	184.35	181.41	173.55	166.07
1500	211.64	211.31	210.54	209.26	207.58	204.51	200.81	197.99	194.96	186.77	178.93
1750	228.00	227.67	226.88	225.51	223.75	220.49	216.59	213.60	210.41	201.68	193.23
2000	242.87	242.54	241.66	240.17	238.29	234.81	230.66	227.51	224.15	214.96	206.01
2250	255.98	255.74	254.79	253.20	251.24	247.58	243.28	240.00	236.49	226.86	217.39
2500	267.59	267.59	266.59	264.92	262.88	259.06	254.58	251.16	247.52	237.44	227.44
3000	287.75		287.41	285.56	283.32	279.15	274.28	270.57	266.63	255.81	244.95
3500	304.26			303.07	300.65	296.23	291.05	287.13	282.96	271.57	260.00
4000	317.87				315.87	311.23	305.80	301.68	297.31	285.46	273.33
4500	328.67					323.94	318.31	314.04	309.50	297.18	284.37
5000	336.99					334.67	328.83	324.37	319.71	306.96	293.75
6000	348.92						346.57	341.85	336.99	323.40	309.39

Base Flows	Base Flow AWS	Persistent Quality AWS (ft ² /ft)									
		Peaking Flows									
		2500	3175	3850	4475	5400	6350	7025	7700	9525	11400
1300	118.00	117.68	116.50	115.26	113.36	109.38	105.58	102.02	99.01	90.73	83.62
1500	138.10	137.77	136.56	135.27	133.32	129.22	125.22	121.57	118.51	109.53	101.96
1750	162.35	162.03	160.80	159.42	157.40	153.12	148.85	145.04	141.58	131.87	123.59
2000	179.98	179.65	178.34	176.83	174.69	170.18	165.61	161.48	157.79	147.24	138.20
2250	195.56	195.32	193.94	192.34	190.11	185.43	180.70	176.46	172.61	161.47	151.86
2500	208.44	208.44	207.01	205.32	203.02	198.17	193.27	188.82	184.85	173.26	162.92
3000	232.31		231.81	229.95	227.45	222.26	216.95	211.98	207.72	195.05	183.39
3500	254.39			253.15	250.47	245.03	239.41	234.24	228.49	213.89	201.16
4000	271.48				269.18	263.52	257.65	252.26	245.98	230.90	217.56
4500	285.58					279.81	273.74	268.20	261.76	246.18	232.05
5000	297.49					294.48	288.19	282.40	275.84	259.67	244.82
6000	312.49						310.11	304.05	297.29	279.74	263.41

Base Flows	% at Base Flow	% Loss Persistent AWS									
		Peaking Flows									
		2500	3175	3850	4475	5400	6350	7025	7700	9525	11400
1300	0	0	1	1	2	3	5	7	8	12	16
1500	0	0	1	1	2	3	5	6	8	12	15
1750	0	0	0	1	2	3	5	6	8	12	15
2000	0	0	0	1	2	3	5	6	8	11	15
2250	0	0	0	1	2	3	5	6	8	11	15
2500	0	0	0	1	2	3	5	6	8	11	15
3000	0		0	1	2	3	5	6	7	11	15
3500	0			0	1	3	4	6	7	11	15
4000	0				1	2	4	5	6	10	14
4500	0					1	3	4	6	10	13
5000	0					1	2	4	5	9	13
6000	0						1	2	3	7	11

Base Flows	% at Base Flow	% Loss Persistent Quality AWS									
		Peaking Flows									
		2500	3175	3850	4475	5400	6350	7025	7700	9525	11400
1300	0	0	1	2	4	7	11	14	16	23	29
1500	0	0	1	2	3	6	9	12	14	21	26
1750	0	0	1	2	3	6	8	11	13	19	24
2000	0	0	1	2	3	5	8	10	12	18	23
2250	0	0	1	2	3	5	8	10	12	17	22
2500	0	0	1	1	3	5	7	9	11	17	22
3000	0		0	1	2	4	7	9	11	16	21
3500	0			0	2	4	6	8	10	16	21
4000	0				1	3	5	7	9	15	20
4500	0					2	4	6	8	14	19
5000	0					1	3	5	7	13	18
6000	0						1	3	5	10	16

Bellows Falls CR American Shad spawning persistent and persistent quality habitat.

Base Flows	Base Flow AWS	CR Persistent AWS (ft ² /ft)									
		Peaking Flows									
		2500	3175	3850	4475	5400	6350	7025	7700	9525	11400
1300	160.05	159.76	159.53	159.27	158.73	157.30	154.50	151.79	148.31	136.44	122.18
1500	172.13	171.84	171.61	171.31	170.70	169.10	166.07	163.20	159.56	146.99	132.08
1750	186.31	186.05	185.80	185.44	184.71	182.82	179.46	176.32	172.46	159.03	143.27
2000	198.70	198.48	198.15	197.70	196.86	194.68	191.05	187.74	183.65	169.54	152.98
2250	209.52	209.39	209.04	208.51	207.61	205.22	201.35	197.94	193.63	178.94	161.61
2500	219.21	219.21	218.83	218.25	217.31	214.73	210.68	207.11	202.62	187.38	169.40
3000	236.91		236.80	236.11	235.01	232.14	227.78	223.91	219.04	203.00	183.69
3500	252.54			252.07	250.75	247.65	242.98	238.88	233.66	216.92	196.49
4000	266.27				265.03	261.67	256.74	252.41	246.96	229.49	208.16
4500	277.41					273.90	268.72	264.19	258.52	240.35	218.23
5000	286.87					284.99	279.63	274.85	269.01	250.15	227.20
6000	301.30						299.05	293.88	287.76	267.51	242.94

Base Flows	Base Flow AWS	CR Persistent Quality AWS (ft ² /ft)									
		Peaking Flows									
		2500	3175	3850	4475	5400	6350	7025	7700	9525	11400
1300	126.90	126.60	126.38	126.12	125.58	123.49	119.09	115.12	109.87	96.04	81.53
1500	138.56	138.27	138.04	137.74	137.13	134.87	130.27	126.13	120.74	104.96	89.35
1750	154.02	153.77	153.51	153.15	152.42	149.87	144.69	140.29	134.42	116.97	99.83
2000	166.88	166.66	166.33	165.88	165.04	162.20	156.75	152.18	145.84	126.55	107.37
2250	176.51	176.38	176.02	175.50	174.60	171.55	165.86	161.18	154.63	134.30	114.06
2500	184.82	184.82	184.44	183.85	182.92	179.68	173.81	168.98	162.24	141.39	119.65
3000	202.87		202.76	202.07	200.97	197.45	191.26	186.13	179.03	157.43	133.34
3500	218.91			218.44	217.13	213.36	206.87	201.51	193.59	171.28	145.48
4000	233.91				232.68	228.65	221.90	216.31	208.16	185.13	158.09
4500	248.92					244.76	237.75	231.96	223.59	199.90	171.51
5000	260.27					257.97	250.78	244.73	236.20	211.61	181.63
6000	277.65						274.14	267.71	258.89	232.20	198.35

Base Flows	% at Base Flow	% Loss CR Persistent AWS									
		Peaking Flows									
		2500	3175	3850	4475	5400	6350	7025	7700	9525	11400
1300	0	0	0	0	1	2	3	5	7	15	24
1500	0	0	0	0	1	2	4	5	7	15	23
1750	0	0	0	0	1	2	4	5	7	15	23
2000	0	0	0	1	1	2	4	6	8	15	23
2250	0	0	0	0	1	2	4	6	8	15	23
2500	0	0	0	0	1	2	4	6	8	15	23
3000	0		0	0	1	2	4	5	8	14	22
3500	0			0	1	2	4	5	7	14	22
4000	0				0	2	4	5	7	14	22
4500	0					1	3	5	7	13	21
5000	0					1	3	4	6	13	21
6000	0						1	2	4	11	19

Base Flows	% at Base Flow	% Loss CR Persistent Quality AWS									
		Peaking Flows									
		2500	3175	3850	4475	5400	6350	7025	7700	9525	11400
1300	0	0	0	1	1	3	6	9	13	24	36
1500	0	0	0	1	1	3	6	9	13	24	36
1750	0	0	0	1	1	3	6	9	13	24	35
2000	0	0	0	1	1	3	6	9	13	24	36
2250	0	0	0	1	1	3	6	9	12	24	35
2500	0	0	0	1	1	3	6	9	12	23	35
3000	0		0	0	1	3	6	8	12	22	34
3500	0			0	1	3	6	8	12	22	34
4000	0				1	2	5	8	11	21	32
4500	0					2	4	7	10	20	31
5000	0					1	4	6	9	19	30
6000	0						1	4	7	16	29

Bellows Falls Fallfish fry persistent and persistent quality habitat.

Base Flows	Base Flow AWS	Persistent AWS (ft ² /ft)									
		Peaking Flows									
		2500	3175	3850	4475	5400	6350	7025	7700	9525	11400
1300	114.96	66.22	47.85	33.20	21.96	11.21	5.99	3.82	2.29	0.35	0.01
1500	109.91	70.03	51.08	35.71	23.82	12.27	6.59	4.19	2.55	0.43	0.03
1750	102.56	73.66	54.10	38.30	25.90	13.68	7.53	4.90	3.09	0.62	0.04
2000	95.74	77.47	57.52	41.32	28.46	15.68	8.98	6.03	3.95	0.97	0.14
2250	91.30	82.60	62.24	45.76	32.44	18.90	11.40	7.99	5.48	1.66	0.30
2500	86.06	86.06	65.35	48.64	34.96	20.78	12.74	9.01	6.32	2.06	0.43
3000	74.44		69.33	52.25	38.41	23.70	15.17	11.12	8.13	3.18	0.94
3500	64.00			55.36	41.06	25.83	16.75	12.38	9.10	3.67	1.18
4000	55.15				44.08	28.44	18.91	14.11	10.41	4.25	1.39
4500	47.04					30.89	20.84	15.71	11.75	5.00	1.84
5000	40.51					33.79	22.80	17.43	13.22	5.72	2.19
6000	30.18						26.26	20.38	15.77	7.35	3.17

Base Flows	Base Flow AWS	Persistent Quality AWS (ft ² /ft)									
		Peaking Flows									
		2500	3175	3850	4475	5400	6350	7025	7700	9525	11400
1300	74.80	30.30	19.91	12.41	5.52	0.56	0.00	0.00	0.00	0.00	0.00
1500	69.48	33.54	22.44	14.09	6.58	0.99	0.00	0.00	0.00	0.00	0.00
1750	61.61	36.65	24.94	16.02	7.45	1.44	0.09	0.00	0.00	0.00	0.00
2000	53.82	38.65	26.49	17.11	8.28	1.87	0.17	0.00	0.00	0.00	0.00
2250	49.57	42.82	30.21	20.41	10.74	3.68	0.94	0.53	0.00	0.00	0.00
2500	46.87	46.87	33.68	23.75	13.44	4.97	1.72	0.77	0.07	0.00	0.00
3000	40.01		36.64	26.25	15.88	6.78	2.78	1.47	0.40	0.00	0.00
3500	33.82			28.83	17.99	7.92	3.65	2.13	0.74	0.00	0.00
4000	29.48				20.57	10.07	5.00	2.78	0.81	0.00	0.00
4500	22.84					10.91	5.52	3.12	1.13	0.08	0.00
5000	18.27						13.53	6.76	4.34	1.83	0.23
6000	12.81							9.39	6.12	3.22	0.88

Base Flows	% at Base Flow	% Loss Persistent AWS									
		Peaking Flows									
		2500	3175	3850	4475	5400	6350	7025	7700	9525	11400
1300	0	42	58	71	81	90	95	97	98	100	100
1500	0	36	54	68	78	89	94	96	98	100	100
1750	0	28	47	63	75	87	93	95	97	99	100
2000	0	19	40	57	70	84	91	94	96	99	100
2250	0	10	32	50	64	79	88	91	94	98	100
2500	0	0	24	43	59	76	85	90	93	98	100
3000	0		7	30	48	68	80	85	89	96	99
3500	0			14	36	60	74	81	86	94	98
4000	0				20	48	66	74	81	92	97
4500	0					34	56	67	75	89	96
5000	0						17	44	57	67	86
6000	0							13	32	48	89

Base Flows	% at Base Flow	% Loss Persistent Quality AWS									
		Peaking Flows									
		2500	3175	3850	4475	5400	6350	7025	7700	9525	11400
1300	0	59	73	83	93	99	100	100	100	100	100
1500	0	52	68	80	91	99	100	100	100	100	100
1750	0	41	60	74	88	98	100	100	100	100	100
2000	0	28	51	68	85	97	100	100	100	100	100
2250	0	14	39	59	78	93	98	99	100	100	100
2500	0	0	28	49	71	89	96	98	100	100	100
3000	0		8	34	60	83	93	96	99	100	100
3500	0			15	47	77	89	94	98	100	100
4000	0				30	66	83	91	97	100	100
4500	0					52	76	86	95	100	100
5000	0						26	63	76	90	99
6000	0							27	52	75	93

Bellows Falls CR Fallfish fry persistent and persistent quality habitat.

Base Flows	Base Flow AWS	CR Persistent AWS (ft ² /ft)									
		Peaking Flows									
		2500	3175	3850	4475	5400	6350	7025	7700	9525	11400
1300	95.97	53.60	38.61	26.50	17.10	8.52	4.44	2.86	1.77	0.27	0.00
1500	94.98	58.54	42.39	29.25	18.99	9.50	5.04	3.26	2.05	0.33	0.01
1750	93.26	65.06	47.55	33.35	22.22	11.47	6.25	4.11	2.61	0.44	0.02
2000	88.79	71.10	52.58	37.52	25.42	13.61	7.70	5.17	3.33	0.63	0.03
2250	88.71	80.49	60.85	44.94	31.50	18.26	11.08	7.73	5.24	1.27	0.11
2500	86.29	86.29	65.75	49.22	34.91	20.32	12.31	8.71	6.05	1.65	0.19
3000	75.85		70.56	53.16	38.49	22.78	14.09	10.17	7.25	2.27	0.41
3500	66.41			57.25	41.56	24.93	15.33	11.07	7.93	2.67	0.62
4000	58.20				45.45	27.89	17.49	12.72	9.18	3.31	0.99
4500	52.09					32.48	21.00	15.48	11.35	4.26	1.47
5000	47.87					38.63	24.57	18.40	13.65	5.35	1.92
6000	37.10						31.56	24.02	18.18	7.72	3.15

Base Flows	Base Flow AWS	CR Persistent Quality AWS (ft ² /ft)									
		Peaking Flows									
		2500	3175	3850	4475	5400	6350	7025	7700	9525	11400
1300	63.36	27.95	17.47	11.61	5.21	0.33	0.00	0.00	0.00	0.00	0.00
1500	65.01	30.70	18.82	12.18	5.31	0.33	0.00	0.00	0.00	0.00	0.00
1750	61.45	36.24	22.29	13.93	5.97	0.33	0.00	0.00	0.00	0.00	0.00
2000	55.94	40.45	24.94	14.99	6.59	0.33	0.00	0.00	0.00	0.00	0.00
2250	54.02	48.31	31.28	19.89	8.62	1.39	0.00	0.00	0.00	0.00	0.00
2500	54.78	54.78	36.38	24.57	12.40	1.81	0.00	0.00	0.00	0.00	0.00
3000	44.79		40.46	27.18	14.90	2.90	0.37	0.33	0.28	0.00	0.00
3500	36.86			30.03	16.40	3.54	0.37	0.33	0.28	0.00	0.00
4000	31.21				18.81	4.85	0.98	0.58	0.28	0.00	0.00
4500	24.31					6.37	1.73	0.98	0.65	0.28	0.00
5000	19.80						11.92	2.82	2.04	1.55	0.55
6000	11.83							8.01	5.11	3.53	1.19

Base Flows	% at Base Flow	% Loss CR Persistent AWS									
		Peaking Flows									
		2500	3175	3850	4475	5400	6350	7025	7700	9525	11400
1300	0	44	60	72	82	91	95	97	98	100	100
1500	0	38	55	69	80	90	95	97	98	100	100
1750	0	30	49	64	76	88	93	96	97	100	100
2000	0	20	41	58	71	85	91	94	96	99	100
2250	0	9	31	49	64	79	88	91	94	99	100
2500	0	0	24	43	60	76	86	90	93	98	100
3000	0		7	30	49	70	81	87	90	97	99
3500	0			14	37	62	77	83	88	96	99
4000	0				22	52	70	78	84	94	98
4500	0					38	60	70	78	92	97
5000	0					19	49	62	71	89	96
6000	0						15	35	51	79	91

Base Flows	% at Base Flow	% Loss CR Persistent Quality AWS									
		Peaking Flows									
		2500	3175	3850	4475	5400	6350	7025	7700	9525	11400
1300	0	56	72	82	92	99	100	100	100	100	100
1500	0	53	71	81	92	99	100	100	100	100	100
1750	0	41	64	77	90	99	100	100	100	100	100
2000	0	28	55	73	88	99	100	100	100	100	100
2250	0	11	42	63	84	97	100	100	100	100	100
2500	0	0	34	55	77	97	100	100	100	100	100
3000	0		10	39	67	94	99	99	99	100	100
3500	0			19	56	90	99	99	99	100	100
4000	0				40	84	97	98	99	100	100
4500	0					74	93	96	97	99	100
5000	0					40	86	90	92	97	100
6000	0						32	57	70	90	98

Bellows Falls Fallfish spawning persistent and persistent quality habitat.

Base Flows	Base Flow AWS	Persistent AWS (ft ² /ft)									
		Peaking Flows									
		2500	3175	3850	4475	5400	6350	7025	7700	9525	11400
1300	63.83	41.07	30.04	21.06	14.75	8.36	4.76	2.99	1.74	0.14	0.00
1500	64.83	45.68	34.41	25.14	18.47	11.40	6.98	4.77	3.02	0.37	0.00
1750	65.10	50.64	38.96	29.37	22.35	14.52	9.11	6.07	3.75	0.55	0.02
2000	63.79	54.20	42.17	32.13	24.77	16.38	10.17	6.85	4.31	0.69	0.05
2250	61.68	56.94	44.51	34.19	26.59	17.80	11.27	7.68	4.92	0.91	0.07
2500	59.22	59.22	46.52	35.94	28.10	19.00	12.16	8.36	5.45	1.12	0.10
3000	53.92		50.70	39.76	31.54	21.86	14.57	10.45	7.15	1.97	0.39
3500	48.24			42.75	34.15	23.93	16.30	11.89	8.38	2.54	0.62
4000	42.69				36.09	25.47	17.59	13.05	9.39	3.26	1.05
4500	37.48					26.78	18.58	13.90	10.15	3.77	1.21
5000	32.85					28.45	19.93	15.02	11.09	4.32	1.56
6000	26.61						23.38	17.81	13.29	5.45	2.08

Base Flows	Base Flow AWS	Persistent Quality AWS (ft ² /ft)									
		Peaking Flows									
		2500	3175	3850	4475	5400	6350	7025	7700	9525	11400
1300	20.17	6.66	4.39	2.73	1.63	0.49	0.00	0.00	0.00	0.00	0.00
1500	21.30	8.92	6.61	4.91	3.72	2.31	0.00	0.00	0.00	0.00	0.00
1750	23.36	13.62	10.30	8.48	7.18	5.53	0.94	0.00	0.00	0.00	0.00
2000	21.89	15.88	11.90	9.88	8.54	6.51	1.44	0.00	0.00	0.00	0.00
2250	21.22	17.80	13.04	10.90	9.53	7.12	2.01	0.25	0.00	0.00	0.00
2500	19.14	19.14	14.08	11.73	10.15	7.54	2.26	0.50	0.25	0.00	0.00
3000	17.37		16.28	13.44	11.56	8.27	2.62	0.84	0.52	0.00	0.00
3500	18.06			16.91	14.00	10.14	4.28	1.90	1.36	0.00	0.00
4000	17.20				15.25	10.98	5.08	2.66	1.82	0.25	0.00
4500	16.48					11.92	5.83	3.37	2.51	0.81	0.00
5000	14.90					12.52	6.05	3.56	2.68	0.84	0.00
6000	11.56						8.78	5.24	3.73	1.51	0.28

Base Flows	% at Base Flow	% Loss Persistent AWS									
		Peaking Flows									
		2500	3175	3850	4475	5400	6350	7025	7700	9525	11400
1300	0	36	53	67	77	87	93	95	97	100	100
1500	0	30	47	61	72	82	89	93	95	99	100
1750	0	22	40	55	66	78	86	91	94	99	100
2000	0	15	34	50	61	74	84	89	93	99	100
2250	0	8	28	45	57	71	82	88	92	99	100
2500	0	0	21	39	53	68	79	86	91	98	100
3000	0		6	26	42	59	73	81	87	96	99
3500	0			11	29	50	66	75	83	95	99
4000	0				15	40	59	69	78	92	98
4500	0					29	50	63	73	90	97
5000	0						13	39	54	66	87
6000	0							12	33	50	80

Base Flows	% at Base Flow	% Loss Persistent Quality AWS									
		Peaking Flows									
		2500	3175	3850	4475	5400	6350	7025	7700	9525	11400
1300	0	67	78	86	92	98	100	100	100	100	100
1500	0	58	69	77	83	89	100	100	100	100	100
1750	0	42	56	64	69	76	96	100	100	100	100
2000	0	27	46	55	61	70	93	100	100	100	100
2250	0	16	39	49	55	66	91	99	100	100	100
2500	0	0	26	39	47	61	88	97	99	100	100
3000	0		6	23	33	52	85	95	97	100	100
3500	0			6	22	44	76	89	92	100	100
4000	0				11	36	70	85	89	99	100
4500	0						28	65	80	85	95
5000	0						16	59	76	82	94
6000	0							24	55	68	87

Bellows Falls CR Fallfish spawning persistent and persistent quality habitat.

Base Flows	Base Flow AWS	CR Persistent AWS (ft ² /ft)									
		Peaking Flows									
		2500	3175	3850	4475	5400	6350	7025	7700	9525	11400
1300	56.86	32.30	22.89	15.91	11.38	6.75	3.95	2.59	1.59	0.13	0.00
1500	58.97	38.75	28.92	21.35	16.11	10.49	6.60	4.63	3.05	0.34	0.00
1750	61.05	46.07	35.41	27.07	21.00	14.13	8.93	5.96	3.69	0.41	0.00
2000	61.87	51.98	40.42	30.87	24.18	16.36	10.04	6.71	4.14	0.48	0.00
2250	62.60	57.66	44.99	34.60	27.36	18.69	11.72	8.01	5.11	0.70	0.02
2500	62.60	62.60	49.14	38.17	30.34	20.93	13.28	8.98	5.67	0.85	0.02
3000	61.51		58.05	46.25	37.58	26.88	17.98	12.83	8.62	1.98	0.23
3500	58.05			52.02	42.56	30.62	20.79	14.91	10.22	2.59	0.40
4000	53.06				45.61	32.90	22.40	16.20	11.12	3.05	0.57
4500	48.30					35.04	23.81	17.25	11.95	3.38	0.73
5000	44.19					38.40	26.35	19.19	13.44	4.03	1.09
6000	40.36						35.22	26.21	18.87	6.72	2.22

Base Flows	Base Flow AWS	CR Persistent Quality AWS (ft ² /ft)									
		Peaking Flows									
		2500	3175	3850	4475	5400	6350	7025	7700	9525	11400
1300	16.81	6.10	4.09	2.68	1.53	0.33	0.00	0.00	0.00	0.00	0.00
1500	19.18	9.37	7.31	5.81	4.33	2.82	0.00	0.00	0.00	0.00	0.00
1750	24.07	15.51	12.46	10.57	8.75	6.93	0.97	0.00	0.00	0.00	0.00
2000	26.55	19.93	15.47	12.93	11.04	8.18	1.63	0.00	0.00	0.00	0.00
2250	26.67	22.96	17.40	14.50	12.55	8.61	2.01	0.00	0.00	0.00	0.00
2500	26.01	26.01	19.80	16.22	13.56	9.16	2.01	0.00	0.00	0.00	0.00
3000	26.54		25.20	20.42	16.89	10.43	2.01	0.00	0.00	0.00	0.00
3500	28.84			26.81	22.47	14.34	5.24	1.11	0.39	0.00	0.00
4000	28.88				25.15	15.90	6.70	2.47	0.70	0.00	0.00
4500	27.11					16.98	7.17	2.85	1.05	0.00	0.00
5000	23.57						18.63	7.60	3.23	1.39	0.00
6000	20.26							14.88	7.11	3.27	0.94

Base Flows	% at Base Flow	% Loss CR Persistent AWS									
		Peaking Flows									
		2500	3175	3850	4475	5400	6350	7025	7700	9525	11400
1300	0	43	60	72	80	88	93	95	97	100	100
1500	0	34	51	64	73	82	89	92	95	99	100
1750	0	25	42	56	66	77	85	90	94	99	100
2000	0	16	35	50	61	74	84	89	93	99	100
2250	0	8	28	45	56	70	81	87	92	99	100
2500	0	0	22	39	52	67	79	86	91	99	100
3000	0		6	25	39	56	71	79	86	97	100
3500	0			10	27	47	64	74	82	96	99
4000	0				14	38	58	69	79	94	99
4500	0					27	51	64	75	93	98
5000	0						13	40	57	70	98
6000	0							13	35	53	83

Base Flows	% at Base Flow	% Loss CR Persistent Quality AWS									
		Peaking Flows									
		2500	3175	3850	4475	5400	6350	7025	7700	9525	11400
1300	0	64	76	84	91	98	100	100	100	100	100
1500	0	51	62	70	77	85	100	100	100	100	100
1750	0	36	48	56	64	71	96	100	100	100	100
2000	0	25	42	51	58	69	94	100	100	100	100
2250	0	14	35	46	53	68	92	100	100	100	100
2500	0	0	24	38	48	65	92	100	100	100	100
3000	0		5	23	36	61	92	100	100	100	100
3500	0			7	22	50	82	96	99	100	100
4000	0				13	45	77	91	98	100	100
4500	0						37	74	89	96	100
5000	0							21	68	86	100
6000	0								27	65	84

Bellows Falls Longnose Dace fry persistent and persistent quality habitat.

Base Flows	Base Flow AWS	Persistent AWS (ft ² /ft)									
		Peaking Flows									
		2500	3175	3850	4475	5400	6350	7025	7700	9525	11400
1300	69.51	28.55	16.79	10.03	5.98	1.64	0.12	0.01	0.00	0.00	0.00
1500	67.90	34.11	21.00	12.72	7.62	2.13	0.27	0.04	0.00	0.00	0.00
1750	65.30	40.18	25.33	15.40	9.13	2.97	0.46	0.13	0.01	0.00	0.00
2000	62.28	45.53	28.95	17.89	11.03	3.99	0.95	0.34	0.06	0.00	0.00
2250	58.79	50.34	32.64	20.86	13.24	5.48	1.82	0.77	0.21	0.00	0.00
2500	54.86	54.86	36.39	23.81	15.61	7.12	2.71	1.25	0.41	0.00	0.00
3000	47.16		42.92	29.39	20.34	10.09	4.35	2.33	1.02	0.12	0.00
3500	40.65			33.74	23.76	12.41	5.69	3.27	1.67	0.17	0.00
4000	34.76				26.92	14.67	7.24	4.39	2.51	0.31	0.00
4500	29.77					17.21	9.19	5.76	3.45	0.59	0.01
5000	25.44					20.13	11.20	7.37	4.65	1.08	0.09
6000	18.56						15.12	10.35	6.90	2.29	0.50

Base Flows	Base Flow AWS	Persistent Quality AWS (ft ² /ft)									
		Peaking Flows									
		2500	3175	3850	4475	5400	6350	7025	7700	9525	11400
1300	33.01	6.83	2.93	0.00	0.00	0.00	0.00	0.00	0.00	0.00	0.00
1500	32.60	11.95	5.38	1.92	0.00	0.00	0.00	0.00	0.00	0.00	0.00
1750	34.60	19.35	10.10	4.28	0.00	0.00	0.00	0.00	0.00	0.00	0.00
2000	33.17	23.69	12.75	5.17	0.73	0.00	0.00	0.00	0.00	0.00	0.00
2250	32.17	27.68	15.17	6.47	0.76	0.00	0.00	0.00	0.00	0.00	0.00
2500	31.36	31.36	17.82	7.95	1.15	0.00	0.00	0.00	0.00	0.00	0.00
3000	28.00		24.83	13.69	5.79	1.58	0.00	0.00	0.00	0.00	0.00
3500	22.44			17.13	8.00	2.85	0.57	0.22	0.00	0.00	0.00
4000	17.20				9.67	3.96	1.31	0.69	0.00	0.00	0.00
4500	11.61					5.16	2.34	1.16	0.24	0.00	0.00
5000	10.16					7.41	3.54	2.01	0.92	0.00	0.00
6000	8.09						5.88	3.36	1.80	0.35	0.00

Base Flows	% at Base Flow	% Loss Persistent AWS									
		Peaking Flows									
		2500	3175	3850	4475	5400	6350	7025	7700	9525	11400
1300	0	59	76	86	91	98	100	100	100	100	100
1500	0	50	69	81	89	97	100	100	100	100	100
1750	0	38	61	76	86	95	99	100	100	100	100
2000	0	27	54	71	82	94	98	99	100	100	100
2250	0	14	44	65	77	91	97	99	100	100	100
2500	0	0	34	57	72	87	95	98	99	100	100
3000	0		9	38	57	79	91	95	98	100	100
3500	0			17	42	69	86	92	96	100	100
4000	0				23	58	79	87	93	99	100
4500	0					42	69	81	88	98	100
5000	0					21	56	71	82	96	100
6000	0						19	44	63	88	97

Base Flows	% at Base Flow	% Loss Persistent Quality AWS									
		Peaking Flows									
		2500	3175	3850	4475	5400	6350	7025	7700	9525	11400
1300	0	79	91	100	100	100	100	100	100	100	100
1500	0	63	83	94	100	100	100	100	100	100	100
1750	0	44	71	88	100	100	100	100	100	100	100
2000	0	29	62	84	98	100	100	100	100	100	100
2250	0	14	53	80	98	100	100	100	100	100	100
2500	0	0	43	75	96	100	100	100	100	100	100
3000	0		11	51	79	94	100	100	100	100	100
3500	0			24	64	87	97	99	100	100	100
4000	0				44	77	92	96	100	100	100
4500	0					56	80	90	98	100	100
5000	0					27	65	80	91	100	100
6000	0						27	58	78	96	100

Bellows Falls CR Longnose Dace fry persistent and persistent quality habitat.

Base Flows	Base Flow AWS	CR Persistent AWS (ft ² /ft)									
		Peaking Flows									
		2500	3175	3850	4475	5400	6350	7025	7700	9525	11400
1300	67.43	29.05	16.33	9.63	5.90	1.69	0.07	0.00	0.00	0.00	0.00
1500	70.16	36.51	21.74	12.83	7.79	2.23	0.18	0.04	0.01	0.00	0.00
1750	72.39	45.17	27.86	16.48	9.86	3.33	0.38	0.10	0.01	0.00	0.00
2000	72.57	52.94	33.26	20.19	12.48	4.54	0.78	0.22	0.06	0.00	0.00
2250	72.34	61.64	40.06	25.56	16.31	6.77	1.88	0.68	0.19	0.00	0.00
2500	69.86	69.86	46.81	30.59	20.01	9.17	2.78	1.06	0.26	0.00	0.00
3000	63.38		57.92	39.60	27.24	12.74	4.27	1.77	0.57	0.02	0.00
3500	55.75			45.65	31.57	15.20	5.40	2.54	1.04	0.03	0.00
4000	46.75				35.51	17.76	7.06	3.50	1.74	0.27	0.01
4500	40.06					21.54	9.72	5.50	3.30	0.79	0.03
5000	35.35					27.24	13.72	8.60	5.44	1.44	0.12
6000	26.76						21.26	14.09	9.32	3.41	0.68

Base Flows	Base Flow AWS	CR Persistent Quality AWS (ft ² /ft)									
		Peaking Flows									
		2500	3175	3850	4475	5400	6350	7025	7700	9525	11400
1300	39.42	6.30	3.09	0.00	0.00	0.00	0.00	0.00	0.00	0.00	0.00
1500	43.58	13.15	6.42	2.64	0.00	0.00	0.00	0.00	0.00	0.00	0.00
1750	47.53	22.99	11.76	5.03	0.00	0.00	0.00	0.00	0.00	0.00	0.00
2000	45.41	29.04	15.62	5.74	0.35	0.00	0.00	0.00	0.00	0.00	0.00
2250	45.94	37.45	20.73	8.25	0.35	0.00	0.00	0.00	0.00	0.00	0.00
2500	45.24	45.24	27.03	11.40	0.35	0.00	0.00	0.00	0.00	0.00	0.00
3000	44.93		40.81	22.07	8.44	1.49	0.00	0.00	0.00	0.00	0.00
3500	38.18			27.22	11.57	3.02	0.00	0.00	0.00	0.00	0.00
4000	27.26				13.54	3.95	0.37	0.00	0.00	0.00	0.00
4500	15.82					4.81	1.02	0.23	0.00	0.00	0.00
5000	12.93						8.80	2.70	1.30	0.94	0.00
6000	11.94							8.26	4.21	2.52	0.20

Base Flows	% at Base Flow	% Loss CR Persistent AWS									
		Peaking Flows									
		2500	3175	3850	4475	5400	6350	7025	7700	9525	11400
1300	0	57	76	86	91	97	100	100	100	100	100
1500	0	48	69	82	89	97	100	100	100	100	100
1750	0	38	62	77	86	95	99	100	100	100	100
2000	0	27	54	72	83	94	99	100	100	100	100
2250	0	15	45	65	77	91	97	99	100	100	100
2500	0	0	33	56	71	87	96	98	100	100	100
3000	0		9	38	57	80	93	97	99	100	100
3500	0			18	43	73	90	95	98	100	100
4000	0				24	62	85	93	96	99	100
4500	0					46	76	86	92	98	100
5000	0						23	61	76	85	96
6000	0							21	47	65	87

Base Flows	% at Base Flow	% Loss CR Persistent Quality AWS									
		Peaking Flows									
		2500	3175	3850	4475	5400	6350	7025	7700	9525	11400
1300	0	84	92	100	100	100	100	100	100	100	100
1500	0	70	85	94	100	100	100	100	100	100	100
1750	0	52	75	89	100	100	100	100	100	100	100
2000	0	36	66	87	99	100	100	100	100	100	100
2250	0	18	55	82	99	100	100	100	100	100	100
2500	0	0	40	75	99	100	100	100	100	100	100
3000	0		9	51	81	97	100	100	100	100	100
3500	0			29	70	92	100	100	100	100	100
4000	0				50	85	99	100	100	100	100
4500	0					70	94	99	100	100	100
5000	0						32	79	90	93	100
6000	0							31	65	79	98

Bellows Falls Sea Lamprey spawning persistent and persistent quality habitat.

Base Flows	Base Flow AWS	Persistent AWS (ft ² /ft)									
		Peaking Flows									
		2500	3175	3850	4475	5400	6350	7025	7700	9525	11400
1300	5.88	1.84	0.64	0.11	0.03	0.00	0.00	0.00	0.00	0.00	0.00
1500	5.78	2.42	1.04	0.30	0.12	0.00	0.00	0.00	0.00	0.00	0.00
1750	5.69	3.27	1.74	0.76	0.36	0.06	0.00	0.00	0.00	0.00	0.00
2000	5.89	4.30	2.65	1.44	0.76	0.18	0.00	0.00	0.00	0.00	0.00
2250	6.17	5.33	3.57	2.24	1.21	0.31	0.01	0.00	0.00	0.00	0.00
2500	6.32	6.32	4.47	2.91	1.67	0.46	0.04	0.00	0.00	0.00	0.00
3000	6.37		5.88	3.96	2.44	0.91	0.18	0.01	0.00	0.00	0.00
3500	5.97			4.89	3.22	1.46	0.41	0.11	0.02	0.00	0.00
4000	5.38				4.00	2.02	0.79	0.38	0.09	0.00	0.00
4500	4.91					2.79	1.36	0.82	0.38	0.01	0.00
5000	4.88					3.87	2.24	1.57	1.01	0.04	0.00
6000	5.35						4.68	3.58	2.62	0.45	0.02

Base Flows	Base Flow AWS	Persistent Quality AWS (ft ² /ft)									
		Peaking Flows									
		2500	3175	3850	4475	5400	6350	7025	7700	9525	11400
1300	0.57	0.00	0.00	0.00	0.00	0.00	0.00	0.00	0.00	0.00	0.00
1500	0.44	0.00	0.00	0.00	0.00	0.00	0.00	0.00	0.00	0.00	0.00
1750	0.27	0.00	0.00	0.00	0.00	0.00	0.00	0.00	0.00	0.00	0.00
2000	0.21	0.00	0.00	0.00	0.00	0.00	0.00	0.00	0.00	0.00	0.00
2250	0.14	0.14	0.00	0.00	0.00	0.00	0.00	0.00	0.00	0.00	0.00
2500	0.23	0.23	0.00	0.00	0.00	0.00	0.00	0.00	0.00	0.00	0.00
3000	1.03		0.87	0.00	0.00	0.00	0.00	0.00	0.00	0.00	0.00
3500	0.95			0.39	0.07	0.00	0.00	0.00	0.00	0.00	0.00
4000	0.59				0.15	0.00	0.00	0.00	0.00	0.00	0.00
4500	0.74					0.15	0.00	0.00	0.00	0.00	0.00
5000	0.90					0.43	0.00	0.00	0.00	0.00	0.00
6000	1.45						1.05	0.15	0.00	0.00	0.00

Base Flows	% at Base Flow	% Loss Persistent AWS									
		Peaking Flows									
		2500	3175	3850	4475	5400	6350	7025	7700	9525	11400
1300	0	69	89	98	99	100	100	100	100	100	100
1500	0	58	82	95	98	100	100	100	100	100	100
1750	0	42	69	87	94	99	100	100	100	100	100
2000	0	27	55	76	87	97	100	100	100	100	100
2250	0	14	42	64	80	95	100	100	100	100	100
2500	0	0	29	54	74	93	99	100	100	100	100
3000	0		8	38	62	86	97	100	100	100	100
3500	0			18	46	76	93	98	100	100	100
4000	0				26	62	85	93	98	100	100
4500	0					43	72	83	92	100	100
5000	0					21	54	68	79	99	100
6000	0						12	33	51	92	100

Base Flows	% at Base Flow	% Loss Persistent Quality AWS									
		Peaking Flows									
		2500	3175	3850	4475	5400	6350	7025	7700	9525	11400
1300	0	100	100	100	100	100	100	100	100	100	100
1500	0	100	100	100	100	100	100	100	100	100	100
1750	0	100	100	100	100	100	100	100	100	100	100
2000	0	100	100	100	100	100	100	100	100	100	100
2250	0	0	100	100	100	100	100	100	100	100	100
2500	0	0	100	100	100	100	100	100	100	100	100
3000	0		16	100	100	100	100	100	100	100	100
3500	0			58	93	100	100	100	100	100	100
4000	0				74	100	100	100	100	100	100
4500	0					80	100	100	100	100	100
5000	0					52	100	100	100	100	100
6000	0						28	90	100	100	100

Bellows Falls CR Sea Lamprey spawning persistent and persistent quality habitat.

Base Flows	Base Flow AWS	CR Persistent AWS (ft ² /ft)									
		Peaking Flows									
		2500	3175	3850	4475	5400	6350	7025	7700	9525	11400
1300	7.65	2.52	1.04	0.28	0.12	0.00	0.00	0.00	0.00	0.00	0.00
1500	7.84	3.75	1.94	0.79	0.42	0.02	0.00	0.00	0.00	0.00	0.00
1750	8.44	5.65	3.57	2.04	1.21	0.22	0.00	0.00	0.00	0.00	0.00
2000	9.97	8.01	5.77	3.83	2.44	0.64	0.00	0.00	0.00	0.00	0.00
2250	11.88	10.74	8.27	6.02	3.75	1.11	0.03	0.00	0.00	0.00	0.00
2500	13.58	13.58	10.83	7.93	5.06	1.60	0.14	0.00	0.00	0.00	0.00
3000	15.78		14.92	10.85	7.23	2.89	0.62	0.05	0.00	0.00	0.00
3500	15.78			13.32	9.25	4.33	1.19	0.33	0.08	0.00	0.00
4000	14.62				11.15	5.73	2.16	1.01	0.27	0.00	0.00
4500	13.25					7.67	3.54	2.02	0.91	0.04	0.00
5000	13.07					10.37	5.65	3.84	2.43	0.13	0.00
6000	14.11						12.31	9.27	6.81	1.20	0.07

Base Flows	Base Flow AWS	CR Persistent Quality AWS (ft ² /ft)									
		Peaking Flows									
		2500	3175	3850	4475	5400	6350	7025	7700	9525	11400
1300	0.00	0.00	0.00	0.00	0.00	0.00	0.00	0.00	0.00	0.00	0.00
1500	0.00	0.00	0.00	0.00	0.00	0.00	0.00	0.00	0.00	0.00	0.00
1750	0.00	0.00	0.00	0.00	0.00	0.00	0.00	0.00	0.00	0.00	0.00
2000	0.00	0.00	0.00	0.00	0.00	0.00	0.00	0.00	0.00	0.00	0.00
2250	0.50	0.50	0.00	0.00	0.00	0.00	0.00	0.00	0.00	0.00	0.00
2500	0.84	0.84	0.00	0.00	0.00	0.00	0.00	0.00	0.00	0.00	0.00
3000	3.70		3.12	0.00	0.00	0.00	0.00	0.00	0.00	0.00	0.00
3500	3.36			1.39	0.25	0.00	0.00	0.00	0.00	0.00	0.00
4000	2.08				0.55	0.00	0.00	0.00	0.00	0.00	0.00
4500	2.30					0.54	0.00	0.00	0.00	0.00	0.00
5000	2.80						1.50	0.00	0.00	0.00	0.00
6000	4.62							3.57	0.52	0.00	0.00

Base Flows	% at Base Flow	% Loss CR Persistent AWS									
		Peaking Flows									
		2500	3175	3850	4475	5400	6350	7025	7700	9525	11400
1300	0	67	86	96	98	100	100	100	100	100	100
1500	0	52	75	90	95	100	100	100	100	100	100
1750	0	33	58	76	86	97	100	100	100	100	100
2000	0	20	42	62	76	94	100	100	100	100	100
2250	0	10	30	49	68	91	100	100	100	100	100
2500	0	0	20	42	63	88	99	100	100	100	100
3000	0		5	31	54	82	96	100	100	100	100
3500	0			16	41	73	92	98	100	100	100
4000	0				24	61	85	93	98	100	100
4500	0					42	73	85	93	100	100
5000	0					21	57	71	81	99	100
6000	0						13	34	52	92	99

Base Flows	% at Base Flow	% Loss CR Persistent Quality AWS									
		Peaking Flows									
		2500	3175	3850	4475	5400	6350	7025	7700	9525	11400
1300	0	100	100	100	100	100	100	100	100	100	100
1500	0	100	100	100	100	100	100	100	100	100	100
1750	0	100	100	100	100	100	100	100	100	100	100
2000	0	100	100	100	100	100	100	100	100	100	100
2250	0	0	100	100	100	100	100	100	100	100	100
2500	0	0	100	100	100	100	100	100	100	100	100
3000	0		16	100	100	100	100	100	100	100	100
3500	0			59	92	100	100	100	100	100	100
4000	0				74	100	100	100	100	100	100
4500	0					77	100	100	100	100	100
5000	0					46	100	100	100	100	100
6000	0						23	89	100	100	100

Bellows Falls Smallmouth Bass fry persistent and persistent quality habitat.

Base Flows	Base Flow AWS	Persistent AWS (ft ² /ft)									
		Peaking Flows									
		2500	3175	3850	4475	5400	6350	7025	7700	9525	11400
1300	44.38	19.94	13.66	8.40	4.76	2.27	1.31	0.95	0.70	0.25	0.07
1500	40.74	22.04	15.15	9.22	5.21	2.52	1.47	1.07	0.79	0.29	0.09
1750	37.10	24.29	16.65	10.08	5.77	2.84	1.65	1.22	0.90	0.36	0.13
2000	34.56	26.47	18.14	11.10	6.43	3.29	1.98	1.50	1.12	0.46	0.18
2250	32.20	28.39	19.49	12.02	7.02	3.69	2.27	1.70	1.29	0.55	0.23
2500	30.05	30.05	20.74	12.88	7.65	4.19	2.62	2.00	1.52	0.67	0.32
3000	25.51		23.06	14.56	9.09	5.25	3.45	2.68	2.10	1.03	0.58
3500	20.47			16.26	10.53	6.31	4.32	3.41	2.70	1.46	0.88
4000	16.15				11.84	7.42	5.19	4.15	3.33	1.92	1.15
4500	12.63					8.20	5.83	4.69	3.79	2.27	1.36
5000	10.58					8.91	6.37	5.12	4.15	2.53	1.48
6000	8.08						7.24	5.89	4.86	3.03	1.88

Base Flows	Base Flow AWS	Persistent Quality AWS (ft ² /ft)									
		Peaking Flows									
		2500	3175	3850	4475	5400	6350	7025	7700	9525	11400
1300	9.20	3.07	2.19	1.18	0.23	0.00	0.00	0.00	0.00	0.00	0.00
1500	8.68	3.71	2.43	1.39	0.39	0.00	0.00	0.00	0.00	0.00	0.00
1750	8.14	4.18	2.66	1.62	0.52	0.00	0.00	0.00	0.00	0.00	0.00
2000	7.26	4.55	2.81	1.74	0.63	0.00	0.00	0.00	0.00	0.00	0.00
2250	6.28	5.00	3.08	2.00	0.88	0.22	0.22	0.11	0.11	0.00	0.00
2500	5.42	5.42	3.48	2.17	1.01	0.28	0.26	0.14	0.12	0.00	0.00
3000	4.48		4.21	2.34	1.17	0.41	0.28	0.15	0.12	0.00	0.00
3500	3.70			2.81	1.62	0.76	0.61	0.30	0.19	0.00	0.00
4000	2.82				1.95	0.99	0.77	0.30	0.19	0.00	0.00
4500	2.06					1.17	0.92	0.37	0.26	0.00	0.00
5000	1.87					1.44	1.16	0.60	0.49	0.16	0.00
6000	1.56						1.47	0.91	0.80	0.30	0.11

Base Flows	% at Base Flow	% Loss Persistent AWS									
		Peaking Flows									
		2500	3175	3850	4475	5400	6350	7025	7700	9525	11400
1300	0	55	69	81	89	95	97	98	98	99	100
1500	0	46	63	77	87	94	96	97	98	99	100
1750	0	35	55	73	84	92	96	97	98	99	100
2000	0	23	48	68	81	90	94	96	97	99	99
2250	0	12	39	63	78	89	93	95	96	98	99
2500	0	0	31	57	75	86	91	93	95	98	99
3000	0		10	43	64	79	86	89	92	96	98
3500	0			21	49	69	79	83	87	93	96
4000	0				27	54	68	74	79	88	93
4500	0					35	54	63	70	82	89
5000	0					16	40	52	61	76	86
6000	0						10	27	40	63	77

Base Flows	% at Base Flow	% Loss Persistent Quality AWS									
		Peaking Flows									
		2500	3175	3850	4475	5400	6350	7025	7700	9525	11400
1300	0	67	76	87	98	100	100	100	100	100	100
1500	0	57	72	84	96	100	100	100	100	100	100
1750	0	49	67	80	94	100	100	100	100	100	100
2000	0	37	61	76	91	100	100	100	100	100	100
2250	0	20	51	68	86	96	96	98	98	100	100
2500	0	0	36	60	81	95	95	97	98	100	100
3000	0		6	48	74	91	94	97	97	100	100
3500	0			24	56	80	84	92	95	100	100
4000	0				31	65	73	89	93	100	100
4500	0					43	55	82	87	100	100
5000	0					23	38	68	74	91	100
6000	0						6	41	49	81	93

Bellows Falls CR Smallmouth Bass fry persistent and persistent quality habitat.

Base Flows	Base Flow AWS	CR Persistent AWS (ft ² /ft)									
		Peaking Flows									
		2500	3175	3850	4475	5400	6350	7025	7700	9525	11400
1300	35.12	12.16	6.83	3.43	1.46	0.31	0.15	0.09	0.05	0.01	0.00
1500	33.49	14.40	8.09	4.00	1.66	0.34	0.19	0.09	0.05	0.01	0.00
1750	30.68	16.65	9.45	4.58	1.82	0.39	0.19	0.09	0.05	0.01	0.00
2000	27.87	19.03	10.83	5.31	2.09	0.45	0.24	0.13	0.09	0.01	0.00
2250	26.14	21.86	12.68	6.32	2.50	0.65	0.40	0.27	0.17	0.04	0.01
2500	24.27	24.27	14.46	7.32	2.96	1.05	0.68	0.48	0.35	0.14	0.06
3000	20.41		17.89	9.23	4.41	1.98	1.35	1.05	0.84	0.41	0.21
3500	15.43			11.15	5.92	2.90	2.09	1.71	1.33	0.71	0.43
4000	11.21				7.27	3.83	2.82	2.23	1.76	1.03	0.65
4500	7.96					4.52	3.31	2.68	2.11	1.31	0.88
5000	6.41					5.25	3.82	3.04	2.38	1.56	1.02
6000	5.30						4.71	3.80	3.05	1.99	1.37

Base Flows	Base Flow AWS	CR Persistent Quality AWS (ft ² /ft)									
		Peaking Flows									
		2500	3175	3850	4475	5400	6350	7025	7700	9525	11400
1300	9.85	1.01	0.40	0.00	0.00	0.00	0.00	0.00	0.00	0.00	0.00
1500	10.84	2.51	0.70	0.29	0.29	0.00	0.00	0.00	0.00	0.00	0.00
1750	10.34	3.17	1.03	0.62	0.31	0.00	0.00	0.00	0.00	0.00	0.00
2000	8.69	3.61	1.12	0.62	0.31	0.00	0.00	0.00	0.00	0.00	0.00
2250	6.76	4.23	1.17	0.62	0.31	0.00	0.00	0.00	0.00	0.00	0.00
2500	4.61	4.61	1.48	0.62	0.31	0.00	0.00	0.00	0.00	0.00	0.00
3000	3.67		3.27	0.62	0.31	0.00	0.00	0.00	0.00	0.00	0.00
3500	2.16			1.18	0.87	0.26	0.26	0.00	0.00	0.00	0.00
4000	2.21				1.75	0.85	0.79	0.00	0.00	0.00	0.00
4500	1.86					0.96	0.79	0.00	0.00	0.00	0.00
5000	1.53						1.26	1.08	0.29	0.29	0.29
6000	1.46							1.38	0.58	0.58	0.57

Base Flows	% at Base Flow	% Loss CR Persistent AWS									
		Peaking Flows									
		2500	3175	3850	4475	5400	6350	7025	7700	9525	11400
1300	0	65	81	90	96	99	100	100	100	100	100
1500	0	57	76	88	95	99	99	100	100	100	100
1750	0	46	69	85	94	99	99	100	100	100	100
2000	0	32	61	81	92	98	99	100	100	100	100
2250	0	16	51	76	90	98	98	99	99	100	100
2500	0	0	40	70	88	96	97	98	99	99	100
3000	0		12	55	78	90	93	95	96	98	99
3500	0			28	62	81	86	89	91	95	97
4000	0				35	66	75	80	84	91	94
4500	0					43	58	66	73	84	89
5000	0					18	40	53	63	76	84
6000	0						11	28	42	62	74

Base Flows	% at Base Flow	% Loss CR Persistent Quality AWS									
		Peaking Flows									
		2500	3175	3850	4475	5400	6350	7025	7700	9525	11400
1300	0	90	96	100	100	100	100	100	100	100	100
1500	0	77	94	97	97	100	100	100	100	100	100
1750	0	69	90	94	97	100	100	100	100	100	100
2000	0	58	87	93	96	100	100	100	100	100	100
2250	0	37	83	91	95	100	100	100	100	100	100
2500	0	0	68	86	93	100	100	100	100	100	100
3000	0		11	83	91	100	100	100	100	100	100
3500	0			45	60	88	88	100	100	100	100
4000	0				21	62	64	100	100	100	100
4500	0					48	57	100	100	100	100
5000	0					18	30	81	81	81	100
6000	0						6	60	60	61	83

Bellows Falls Smallmouth Bass spawning persistent and persistent quality habitat.

Base Flows	Base Flow AWS	Persistent AWS (ft ² /ft)									
		Peaking Flows									
		2500	3175	3850	4475	5400	6350	7025	7700	9525	11400
1300	58.03	27.79	20.18	15.16	12.21	9.17	6.72	5.13	3.84	1.72	0.70
1500	53.52	30.05	22.21	16.74	13.44	10.08	7.43	5.67	4.30	2.04	0.82
1750	48.48	32.85	24.70	18.43	14.66	11.00	8.18	6.35	4.94	2.35	0.95
2000	44.83	35.45	26.72	20.00	15.84	11.92	8.97	7.05	5.49	2.62	1.08
2250	41.99	37.66	28.45	21.29	16.75	12.57	9.48	7.48	5.83	2.85	1.19
2500	39.72	39.72	30.24	22.52	17.60	13.15	9.89	7.84	6.16	3.05	1.30
3000	35.89		33.40	24.48	18.99	13.97	10.57	8.46	6.73	3.49	1.53
3500	30.77			26.12	20.14	14.76	11.19	9.00	7.24	3.91	1.83
4000	25.56				21.14	15.57	11.83	9.57	7.76	4.33	2.17
4500	22.19					16.50	12.55	10.21	8.33	4.79	2.60
5000	19.77					17.41	13.38	10.93	8.98	5.35	3.08
6000	16.13						14.63	12.06	10.01	6.24	3.90

Base Flows	Base Flow AWS	Persistent Quality AWS (ft ² /ft)									
		Peaking Flows									
		2500	3175	3850	4475	5400	6350	7025	7700	9525	11400
1300	14.64	5.15	1.07	0.23	0.00	0.00	0.00	0.00	0.00	0.00	0.00
1500	13.61	6.10	1.94	0.80	0.57	0.57	0.00	0.00	0.00	0.00	0.00
1750	13.46	7.81	3.45	1.13	0.86	0.59	0.00	0.00	0.00	0.00	0.00
2000	11.74	8.47	3.73	1.15	0.87	0.59	0.00	0.00	0.00	0.00	0.00
2250	10.54	8.82	3.81	1.15	0.87	0.59	0.00	0.00	0.00	0.00	0.00
2500	9.16	9.16	4.10	1.15	0.87	0.59	0.00	0.00	0.00	0.00	0.00
3000	6.14		4.67	1.44	1.16	0.59	0.00	0.00	0.00	0.00	0.00
3500	3.74			1.83	1.23	0.59	0.00	0.00	0.00	0.00	0.00
4000	1.97				1.31	0.59	0.00	0.00	0.00	0.00	0.00
4500	1.67					0.67	0.08	0.08	0.08	0.08	0.08
5000	0.75					0.67	0.08	0.08	0.08	0.08	0.08
6000	1.03						0.22	0.14	0.14	0.14	0.14

Base Flows	% at Base Flow	% Loss Persistent AWS									
		Peaking Flows									
		2500	3175	3850	4475	5400	6350	7025	7700	9525	11400
1300	0	52	65	74	79	84	88	91	93	97	99
1500	0	44	59	69	75	81	86	89	92	96	98
1750	0	32	49	62	70	77	83	87	90	95	98
2000	0	21	40	55	65	73	80	84	88	94	98
2250	0	10	32	49	60	70	77	82	86	93	97
2500	0	0	24	43	56	67	75	80	84	92	97
3000	0		7	32	47	61	71	76	81	90	96
3500	0			15	35	52	64	71	76	87	94
4000	0				17	39	54	63	70	83	92
4500	0					26	43	54	62	78	88
5000	0					12	32	45	55	73	84
6000	0						9	25	38	61	76

Base Flows	% at Base Flow	% Loss Persistent Quality AWS									
		Peaking Flows									
		2500	3175	3850	4475	5400	6350	7025	7700	9525	11400
1300	0	65	93	98	100	100	100	100	100	100	100
1500	0	55	86	94	96	96	100	100	100	100	100
1750	0	42	74	92	94	96	100	100	100	100	100
2000	0	28	68	90	93	95	100	100	100	100	100
2250	0	16	64	89	92	94	100	100	100	100	100
2500	0	0	55	87	91	94	100	100	100	100	100
3000	0		24	77	81	90	100	100	100	100	100
3500	0			51	67	84	100	100	100	100	100
4000	0				33	70	100	100	100	100	100
4500	0					60	95	95	95	95	95
5000	0					10	89	89	89	89	90
6000	0						78	86	86	86	86

Bellows Falls CR Smallmouth Bass spawning persistent and persistent quality habitat.

Base Flows	Base Flow AWS	CR Persistent AWS (ft ² /ft)									
		Peaking Flows									
		2500	3175	3850	4475	5400	6350	7025	7700	9525	11400
1300	28.23	11.27	7.93	5.96	4.72	3.45	2.55	2.04	1.58	0.73	0.30
1500	26.00	12.91	9.29	7.07	5.53	4.08	3.07	2.51	1.98	0.97	0.37
1750	23.94	15.18	11.16	8.37	6.43	4.81	3.69	3.06	2.46	1.21	0.44
2000	23.28	17.64	12.87	9.59	7.38	5.54	4.28	3.57	2.88	1.38	0.52
2250	22.92	20.11	14.51	10.88	8.32	6.16	4.79	3.97	3.17	1.55	0.59
2500	22.23	22.23	16.31	12.18	9.12	6.67	5.15	4.28	3.45	1.71	0.67
3000	21.06		19.55	14.03	10.27	7.43	5.72	4.78	3.90	2.05	0.89
3500	18.94			15.72	11.41	8.07	6.23	5.22	4.31	2.40	1.12
4000	15.56				12.28	8.82	6.83	5.69	4.71	2.66	1.33
4500	13.36					9.79	7.43	6.18	5.10	2.95	1.56
5000	12.16					10.68	8.19	6.86	5.70	3.34	1.88
6000	10.31						9.44	7.89	6.59	4.06	2.53

Base Flows	Base Flow AWS	CR Persistent Quality AWS (ft ² /ft)									
		Peaking Flows									
		2500	3175	3850	4475	5400	6350	7025	7700	9525	11400
1300	4.16	0.00	0.00	0.00	0.00	0.00	0.00	0.00	0.00	0.00	0.00
1500	3.17	0.00	0.00	0.00	0.00	0.00	0.00	0.00	0.00	0.00	0.00
1750	3.61	0.00	0.00	0.00	0.00	0.00	0.00	0.00	0.00	0.00	0.00
2000	2.39	0.34	0.00	0.00	0.00	0.00	0.00	0.00	0.00	0.00	0.00
2250	1.77	0.68	0.00	0.00	0.00	0.00	0.00	0.00	0.00	0.00	0.00
2500	0.73	0.73	0.00	0.00	0.00	0.00	0.00	0.00	0.00	0.00	0.00
3000	0.67		0.32	0.00	0.00	0.00	0.00	0.00	0.00	0.00	0.00
3500	1.34			0.63	0.26	0.00	0.00	0.00	0.00	0.00	0.00
4000	0.67				0.26	0.00	0.00	0.00	0.00	0.00	0.00
4500	0.26					0.00	0.00	0.00	0.00	0.00	0.00
5000	0.00					0.00	0.00	0.00	0.00	0.00	0.00
6000	0.30						0.28	0.00	0.00	0.00	0.00

Base Flows	% at Base Flow	% Loss Cr Persistent AWS									
		Peaking Flows									
		2500	3175	3850	4475	5400	6350	7025	7700	9525	11400
1300	0	60	72	79	83	88	91	93	94	97	99
1500	0	50	64	73	79	84	88	90	92	96	99
1750	0	37	53	65	73	80	85	87	90	95	98
2000	0	24	45	59	68	76	82	85	88	94	98
2250	0	12	37	53	64	73	79	83	86	93	97
2500	0	0	27	45	59	70	77	81	84	92	97
3000	0		7	33	51	65	73	77	81	90	96
3500	0			17	40	57	67	72	77	87	94
4000	0				21	43	56	63	70	83	91
4500	0					27	44	54	62	78	88
5000	0					12	33	44	53	73	85
6000	0						8	23	36	61	75

Base Flows	% at Base Flow	% Loss CR Persistent Quality AWS									
		Peaking Flows									
		2500	3175	3850	4475	5400	6350	7025	7700	9525	11400
1300	0	100	100	100	100	100	100	100	100	100	100
1500	0	100	100	100	100	100	100	100	100	100	100
1750	0	100	100	100	100	100	100	100	100	100	100
2000	0	86	100	100	100	100	100	100	100	100	100
2250	0	62	100	100	100	100	100	100	100	100	100
2500	0	0	100	100	100	100	100	100	100	100	100
3000	0		53	100	100	100	100	100	100	100	100
3500	0			53	80	100	100	100	100	100	100
4000	0				61	100	100	100	100	100	100
4500	0					100	100	100	100	100	100
5000	0					100	100	100	100	100	100
6000	0						6	100	100	100	100

Bellows Falls White Sucker fry persistent and persistent quality habitat.

Base Flows	Base Flow AWS	Persistent AWS (ft ² /ft)									
		Peaking Flows									
		2500	3175	3850	4475	5400	6350	7025	7700	9525	11400
1300	244.67	152.18	122.73	101.15	87.47	75.80	68.27	64.12	60.54	53.11	47.37
1500	230.93	156.12	124.99	102.74	88.61	76.66	68.90	64.70	61.08	53.51	47.71
1750	213.82	159.95	127.54	104.49	89.86	77.50	69.57	65.31	61.64	54.01	48.10
2000	198.64	164.62	131.29	107.54	92.40	79.71	71.52	67.08	63.29	55.42	49.21
2250	184.67	168.65	134.58	110.17	94.68	81.51	72.98	68.35	64.35	56.06	49.80
2500	172.65	172.65	138.05	113.28	97.35	83.63	74.65	69.77	65.60	57.00	50.62
3000	152.54		144.59	118.98	102.12	87.44	77.81	72.63	68.24	59.25	52.63
3500	136.25			123.42	105.94	90.54	80.50	75.10	70.52	61.23	54.19
4000	122.35				109.53	93.72	83.22	77.49	72.73	63.03	55.76
4500	111.51					95.73	84.77	78.84	73.90	63.97	56.57
5000	103.67					97.24	85.86	79.75	74.66	64.55	57.12
6000	92.96						89.19	82.82	77.48	66.85	59.08

Base Flows	Base Flow AWS	Persistent Quality AWS (ft ² /ft)									
		Peaking Flows									
		2500	3175	3850	4475	5400	6350	7025	7700	9525	11400
1300	209.15	125.67	96.89	82.39	74.11	66.30	60.92	57.46	54.81	45.93	40.18
1500	196.76	130.64	99.06	83.43	75.05	67.15	61.68	58.19	55.52	46.16	40.28
1750	182.15	133.96	100.79	84.72	76.04	67.91	62.36	58.82	56.12	46.52	40.40
2000	168.85	138.22	103.42	86.27	77.24	69.04	63.45	59.85	56.99	47.22	41.05
2250	158.13	142.18	106.39	88.19	78.86	70.35	64.71	61.10	58.22	47.88	41.72
2500	145.06	145.06	108.89	90.41	80.66	71.58	65.32	61.62	58.67	48.22	41.95
3000	125.25		116.13	96.62	85.45	75.34	68.17	64.10	61.03	50.33	43.71
3500	108.63			101.23	89.43	78.50	70.83	66.66	63.50	52.51	45.24
4000	102.70				93.38	81.96	73.61	69.26	65.92	54.52	47.09
4500	95.24					84.12	75.16	70.69	67.09	55.15	47.63
5000	90.39					85.27	76.09	71.35	67.66	55.61	48.07
6000	81.32						78.90	74.12	70.38	57.90	49.99

Base Flows	% at Base Flow	% Loss Persistent AWS									
		Peaking Flows									
		2500	3175	3850	4475	5400	6350	7025	7700	9525	11400
1300	0	38	50	59	64	69	72	74	75	78	81
1500	0	32	46	56	62	67	70	72	74	77	79
1750	0	25	40	51	58	64	67	69	71	75	78
2000	0	17	34	46	53	60	64	66	68	72	75
2250	0	9	27	40	49	56	60	63	65	70	73
2500	0	0	20	34	44	52	57	60	62	67	71
3000	0		5	22	33	43	49	52	55	61	65
3500	0			9	22	34	41	45	48	55	60
4000	0				10	23	32	37	41	48	54
4500	0					14	24	29	34	43	49
5000	0					6	17	23	28	38	45
6000	0						4	11	17	28	36

Base Flows	% at Base Flow	% Loss Persistent Quality AWS									
		Peaking Flows									
		2500	3175	3850	4475	5400	6350	7025	7700	9525	11400
1300	0	40	54	61	65	68	71	73	74	78	81
1500	0	34	50	58	62	66	69	70	72	77	80
1750	0	26	45	53	58	63	66	68	69	74	78
2000	0	18	39	49	54	59	62	65	66	72	76
2250	0	10	33	44	50	56	59	61	63	70	74
2500	0	0	25	38	44	51	55	58	60	67	71
3000	0		7	23	32	40	46	49	51	60	65
3500	0			7	18	28	35	39	42	52	58
4000	0				9	20	28	33	36	47	54
4500	0					12	21	26	30	42	50
5000	0					6	16	21	25	38	47
6000	0						3	9	13	29	39

Bellows Falls CR White Sucker fry persistent and persistent quality habitat.

Base Flows	Base Flow AWS	CR Persistent AWS (ft ² /ft)									
		Peaking Flows									
		2500	3175	3850	4475	5400	6350	7025	7700	9525	11400
1300	78.53	25.68	14.71	6.74	2.55	0.52	0.29	0.16	0.11	0.03	0.00
1500	71.77	28.90	15.86	7.25	2.65	0.54	0.29	0.16	0.11	0.03	0.00
1750	62.22	32.77	17.85	8.26	3.01	0.54	0.29	0.16	0.11	0.03	0.00
2000	54.52	36.71	20.52	9.75	3.65	1.08	0.67	0.37	0.22	0.07	0.05
2250	50.73	42.31	24.84	12.41	5.56	2.49	1.71	1.28	0.93	0.41	0.28
2500	47.05	47.05	28.66	15.32	7.80	3.85	2.64	2.01	1.59	1.01	0.74
3000	39.54		35.16	20.47	11.25	6.14	4.62	3.81	3.20	2.25	1.86
3500	31.67			23.67	13.93	8.00	6.12	5.21	4.50	3.33	2.75
4000	23.34				16.11	9.67	7.47	6.31	5.46	4.27	3.60
4500	18.29					11.37	8.59	7.25	6.27	4.88	4.08
5000	15.92					13.09	9.70	8.14	6.96	5.40	4.58
6000	13.84						12.53	10.46	8.82	6.78	5.76

Base Flows	Base Flow AWS	CR Persistent Quality AWS (ft ² /ft)									
		Peaking Flows									
		2500	3175	3850	4475	5400	6350	7025	7700	9525	11400
1300	47.17	14.41	3.10	0.66	0.27	0.00	0.00	0.00	0.00	0.00	0.00
1500	45.34	18.71	4.38	0.66	0.27	0.00	0.00	0.00	0.00	0.00	0.00
1750	39.73	20.97	4.75	0.92	0.27	0.00	0.00	0.00	0.00	0.00	0.00
2000	36.93	23.39	5.74	0.92	0.27	0.00	0.00	0.00	0.00	0.00	0.00
2250	33.88	27.32	8.11	1.19	0.54	0.00	0.00	0.00	0.00	0.00	0.00
2500	30.29	30.29	10.48	2.94	2.14	0.88	0.27	0.27	0.27	0.27	0.00
3000	23.80		17.85	8.83	5.71	3.47	2.41	1.84	1.79	1.62	1.00
3500	14.28			11.56	7.97	5.49	3.81	3.16	3.03	2.66	1.84
4000	11.87				9.54	6.71	4.94	4.24	4.09	3.67	2.77
4500	10.84					8.04	5.64	4.91	4.73	4.26	3.34
5000	10.00					9.06	6.61	5.87	5.40	4.93	3.98
6000	8.69						8.04	7.25	6.77	6.20	5.13

Base Flows	% at Base Flow	% Loss CR Persistent AWS									
		Peaking Flows									
		2500	3175	3850	4475	5400	6350	7025	7700	9525	11400
1300	0	67	81	91	97	99	100	100	100	100	100
1500	0	60	78	90	96	99	100	100	100	100	100
1750	0	47	71	87	95	99	100	100	100	100	100
2000	0	33	62	82	93	98	99	99	100	100	100
2250	0	17	51	76	89	95	97	97	98	99	99
2500	0	0	39	67	83	92	94	96	97	98	98
3000	0		11	48	72	84	88	90	92	94	95
3500	0			25	56	75	81	84	86	89	91
4000	0				31	59	68	73	77	82	85
4500	0					38	53	60	66	73	78
5000	0					18	39	49	56	66	71
6000	0						9	24	36	51	58

Base Flows	% at Base Flow	% Loss Cr Persistent Quality AWS									
		Peaking Flows									
		2500	3175	3850	4475	5400	6350	7025	7700	9525	11400
1300	0	69	93	99	99	100	100	100	100	100	100
1500	0	59	90	99	99	100	100	100	100	100	100
1750	0	47	88	98	99	100	100	100	100	100	100
2000	0	37	84	98	99	100	100	100	100	100	100
2250	0	19	76	96	98	100	100	100	100	100	100
2500	0	0	65	90	93	97	99	99	99	99	100
3000	0		25	63	76	85	90	92	92	93	96
3500	0			19	44	62	73	78	79	81	87
4000	0				20	44	58	64	66	69	77
4500	0					26	48	55	56	61	69
5000	0					9	34	41	46	51	60
6000	0						8	17	22	29	41

Bellows Falls White Sucker spawning persistent and persistent quality habitat.

Base Flows	Base Flow AWS	Persistent AWS (ft ² /ft)									
		Peaking Flows									
		2500	3175	3850	4475	5400	6350	7025	7700	9525	11400
1300	13.80	4.23	1.82	0.32	0.01	0.00	0.00	0.00	0.00	0.00	0.00
1500	13.95	6.10	2.92	0.60	0.08	0.00	0.00	0.00	0.00	0.00	0.00
1750	14.14	8.19	4.15	1.14	0.23	0.00	0.00	0.00	0.00	0.00	0.00
2000	13.95	9.98	5.30	1.78	0.52	0.03	0.00	0.00	0.00	0.00	0.00
2250	13.56	11.61	6.63	2.63	0.95	0.15	0.00	0.00	0.00	0.00	0.00
2500	13.20	13.20	7.95	3.62	1.67	0.30	0.01	0.00	0.00	0.00	0.00
3000	11.66		10.26	5.43	2.83	0.71	0.09	0.02	0.00	0.00	0.00
3500	9.35			6.94	4.00	1.36	0.34	0.05	0.00	0.00	0.00
4000	7.73				5.53	2.32	0.77	0.25	0.04	0.00	0.00
4500	7.21					3.82	1.76	0.80	0.29	0.00	0.00
5000	7.54					6.15	3.45	2.06	0.94	0.00	0.00
6000	7.74						6.51	4.22	2.33	0.23	0.00

Base Flows	Base Flow AWS	Persistent Quality AWS (ft ² /ft)									
		Peaking Flows									
		2500	3175	3850	4475	5400	6350	7025	7700	9525	11400
1300	1.30	0.00	0.00	0.00	0.00	0.00	0.00	0.00	0.00	0.00	0.00
1500	1.42	0.15	0.00	0.00	0.00	0.00	0.00	0.00	0.00	0.00	0.00
1750	1.63	0.32	0.00	0.00	0.00	0.00	0.00	0.00	0.00	0.00	0.00
2000	1.76	0.63	0.08	0.00	0.00	0.00	0.00	0.00	0.00	0.00	0.00
2250	1.91	1.35	0.50	0.00	0.00	0.00	0.00	0.00	0.00	0.00	0.00
2500	1.89	1.89	0.85	0.07	0.00	0.00	0.00	0.00	0.00	0.00	0.00
3000	1.97		1.70	0.62	0.00	0.00	0.00	0.00	0.00	0.00	0.00
3500	1.69			0.96	0.17	0.00	0.00	0.00	0.00	0.00	0.00
4000	1.67				0.98	0.00	0.00	0.00	0.00	0.00	0.00
4500	1.59						0.47	0.00	0.00	0.00	0.00
5000	2.38							1.74	0.57	0.00	0.00
6000	3.89								3.08	1.08	0.00

Base Flows	% at Base Flow	% Loss Persistent AWS									
		Peaking Flows									
		2500	3175	3850	4475	5400	6350	7025	7700	9525	11400
1300	0	69	87	98	100	100	100	100	100	100	100
1500	0	56	79	96	99	100	100	100	100	100	100
1750	0	42	71	92	98	100	100	100	100	100	100
2000	0	28	62	87	96	100	100	100	100	100	100
2250	0	14	51	81	93	99	100	100	100	100	100
2500	0	0	40	73	87	98	100	100	100	100	100
3000	0		12	53	76	94	99	100	100	100	100
3500	0			26	57	85	96	99	100	100	100
4000	0				28	70	90	97	99	100	100
4500	0					47	76	89	96	100	100
5000	0						18	54	73	88	100
6000	0							16	46	70	97

Base Flows	% at Base Flow	% Loss Persistent Quality AWS									
		Peaking Flows									
		2500	3175	3850	4475	5400	6350	7025	7700	9525	11400
1300	0	100	100	100	100	100	100	100	100	100	100
1500	0	89	100	100	100	100	100	100	100	100	100
1750	0	80	100	100	100	100	100	100	100	100	100
2000	0	64	95	100	100	100	100	100	100	100	100
2250	0	30	74	100	100	100	100	100	100	100	100
2500	0	0	55	96	100	100	100	100	100	100	100
3000	0		14	68	100	100	100	100	100	100	100
3500	0			43	90	100	100	100	100	100	100
4000	0				42	100	100	100	100	100	100
4500	0					71	100	100	100	100	100
5000	0						27	76	100	100	100
6000	0								21	72	100

Bellows Falls CR White Sucker spawning persistent and persistent quality habitat.

Base Flows	Base Flow AWS	CR Persistent AWS (ft ² /ft)									
		Peaking Flows									
		2500	3175	3850	4475	5400	6350	7025	7700	9525	11400
1300	18.65	6.19	2.85	0.58	0.01	0.00	0.00	0.00	0.00	0.00	0.00
1500	20.59	9.67	4.99	1.20	0.18	0.00	0.00	0.00	0.00	0.00	0.00
1750	23.28	14.25	7.81	2.45	0.63	0.00	0.00	0.00	0.00	0.00	0.00
2000	24.91	18.48	10.66	4.03	1.38	0.07	0.00	0.00	0.00	0.00	0.00
2250	25.95	22.65	13.96	6.19	2.34	0.40	0.00	0.00	0.00	0.00	0.00
2500	26.55	26.55	17.22	8.50	3.96	0.67	0.00	0.00	0.00	0.00	0.00
3000	25.25		22.57	12.53	6.40	1.31	0.06	0.01	0.00	0.00	0.00
3500	21.06			15.83	8.83	2.54	0.40	0.02	0.00	0.00	0.00
4000	17.48				12.15	4.47	1.14	0.30	0.06	0.00	0.00
4500	16.03					8.02	3.44	1.63	0.63	0.00	0.00
5000	17.41					14.09	7.85	4.90	2.32	0.01	0.00
6000	19.05						16.06	10.56	5.97	0.50	0.00

Base Flows	Base Flow AWS	CR Persistent Quality AWS (ft ² /ft)									
		Peaking Flows									
		2500	3175	3850	4475	5400	6350	7025	7700	9525	11400
1300	3.82	0.00	0.00	0.00	0.00	0.00	0.00	0.00	0.00	0.00	0.00
1500	4.74	0.56	0.00	0.00	0.00	0.00	0.00	0.00	0.00	0.00	0.00
1750	5.71	1.14	0.00	0.00	0.00	0.00	0.00	0.00	0.00	0.00	0.00
2000	6.07	2.17	0.30	0.00	0.00	0.00	0.00	0.00	0.00	0.00	0.00
2250	6.69	4.73	1.80	0.00	0.00	0.00	0.00	0.00	0.00	0.00	0.00
2500	6.61	6.61	3.02	0.27	0.00	0.00	0.00	0.00	0.00	0.00	0.00
3000	6.90		5.98	2.19	0.00	0.00	0.00	0.00	0.00	0.00	0.00
3500	5.87			3.29	0.57	0.00	0.00	0.00	0.00	0.00	0.00
4000	5.05				2.68	0.00	0.00	0.00	0.00	0.00	0.00
4500	4.64					1.54	0.00	0.00	0.00	0.00	0.00
5000	7.56					5.75	1.89	0.00	0.00	0.00	0.00
6000	12.40						9.76	3.58	0.00	0.00	0.00

Base Flows	% at Base Flow	% Loss CR Persistent AWS									
		Peaking Flows									
		2500	3175	3850	4475	5400	6350	7025	7700	9525	11400
1300	0	67	85	97	100	100	100	100	100	100	100
1500	0	53	76	94	99	100	100	100	100	100	100
1750	0	39	66	89	97	100	100	100	100	100	100
2000	0	26	57	84	94	100	100	100	100	100	100
2250	0	13	46	76	91	98	100	100	100	100	100
2500	0	0	35	68	85	97	100	100	100	100	100
3000	0		11	50	75	95	100	100	100	100	100
3500	0			25	58	88	98	100	100	100	100
4000	0				30	74	93	98	100	100	100
4500	0					50	79	90	96	100	100
5000	0					19	55	72	87	100	100
6000	0						16	45	69	97	100

Base Flows	% at Base Flow	% Loss CR Persistent Quality AWS									
		Peaking Flows									
		2500	3175	3850	4475	5400	6350	7025	7700	9525	11400
1300	0	100	100	100	100	100	100	100	100	100	100
1500	0	88	100	100	100	100	100	100	100	100	100
1750	0	80	100	100	100	100	100	100	100	100	100
2000	0	64	95	100	100	100	100	100	100	100	100
2250	0	29	73	100	100	100	100	100	100	100	100
2500	0	0	54	96	100	100	100	100	100	100	100
3000	0		13	68	100	100	100	100	100	100	100
3500	0			44	90	100	100	100	100	100	100
4000	0				47	100	100	100	100	100	100
4500	0					67	100	100	100	100	100
5000	0					24	75	100	100	100	100
6000	0						21	71	100	100	100

Bellows Falls Walleye fry persistent and persistent quality habitat.

Base Flows	Base Flow AWS	Persistent AWS (ft ² /ft)									
		Peaking Flows									
		2500	3175	3850	4475	5400	6350	7025	7700	9525	11400
1300	28.04	15.90	11.09	9.09	8.30	7.13	5.89	4.89	3.83	1.23	0.05
1500	26.68	16.88	11.91	9.86	8.97	7.64	6.22	5.02	3.92	1.31	0.09
1750	24.65	17.30	12.27	10.07	9.13	7.80	6.37	5.17	4.07	1.42	0.16
2000	23.36	18.39	13.15	10.83	9.83	8.32	6.73	5.42	4.19	1.50	0.23
2250	21.14	18.66	13.27	10.96	9.95	8.42	6.82	5.50	4.26	1.57	0.27
2500	18.83	18.83	13.42	11.08	10.05	8.52	6.91	5.58	4.35	1.64	0.30
3000	14.83		13.64	11.21	10.16	8.63	7.02	5.69	4.45	1.69	0.33
3500	12.40			11.53	10.45	8.92	7.23	5.80	4.53	1.77	0.42
4000	12.21				11.37	9.72	7.87	6.39	5.09	2.17	0.57
4500	12.21					10.43	8.48	6.93	5.53	2.50	0.88
5000	11.92					11.08	8.98	7.38	5.97	2.92	1.24
6000	10.79						9.89	8.24	6.80	3.63	1.86

Base Flows	Base Flow AWS	Persistent Quality AWS (ft ² /ft)									
		Peaking Flows									
		2500	3175	3850	4475	5400	6350	7025	7700	9525	11400
1300	23.38	11.60	9.21	7.88	7.39	6.22	5.06	4.03	2.14	0.00	0.00
1500	24.26	12.43	10.00	8.65	8.09	6.81	5.47	4.24	2.14	0.00	0.00
1750	22.36	12.44	10.00	8.65	8.09	6.81	5.47	4.24	2.14	0.00	0.00
2000	20.83	13.80	11.08	9.67	9.05	7.62	5.90	4.66	2.36	0.15	0.15
2250	18.30	13.90	11.16	9.75	9.13	7.70	5.97	4.72	2.41	0.20	0.16
2500	13.97	13.97	11.24	9.83	9.20	7.76	6.02	4.77	2.46	0.23	0.16
3000	11.84		11.45	9.94	9.32	7.87	6.13	4.88	2.57	0.32	0.16
3500	10.68			10.02	9.40	7.95	6.21	4.96	2.65	0.40	0.24
4000	10.33				9.78	8.33	6.59	5.34	3.03	0.41	0.24
4500	10.61					8.78	7.04	5.77	3.38	0.66	0.50
5000	10.24					9.04	7.23	5.94	3.55	0.83	0.66
6000	8.75						8.27	6.66	4.27	1.51	1.10

Base Flows	% at Base Flow	% Loss Persistent AWS									
		Peaking Flows									
		2500	3175	3850	4475	5400	6350	7025	7700	9525	11400
1300	0	43	60	68	70	75	79	83	86	96	100
1500	0	37	55	63	66	71	77	81	85	95	100
1750	0	30	50	59	63	68	74	79	84	94	99
2000	0	21	44	54	58	64	71	77	82	94	99
2250	0	12	37	48	53	60	68	74	80	93	99
2500	0	0	29	41	47	55	63	70	77	91	98
3000	0		8	24	31	42	53	62	70	89	98
3500	0			7	16	28	42	53	63	86	97
4000	0				7	20	36	48	58	82	95
4500	0					15	31	43	55	80	93
5000	0					7	25	38	50	75	90
6000	0						8	24	37	66	83

Base Flows	% at Base Flow	% Loss Persistent Quality AWS									
		Peaking Flows									
		2500	3175	3850	4475	5400	6350	7025	7700	9525	11400
1300	0	50	61	66	68	73	78	83	91	100	100
1500	0	49	59	64	67	72	77	83	91	100	100
1750	0	44	55	61	64	70	76	81	90	100	100
2000	0	34	47	54	57	63	72	78	89	99	99
2250	0	24	39	47	50	58	67	74	87	99	99
2500	0	0	20	30	34	44	57	66	82	98	99
3000	0		3	16	21	34	48	59	78	97	99
3500	0			6	12	26	42	54	75	96	98
4000	0				5	19	36	48	71	96	98
4500	0					17	34	46	68	94	95
5000	0					12	29	42	65	92	94
6000	0						6	24	51	83	87

Bellows Falls CR Walleye fry persistent and persistent quality habitat.

Base Flows	Base Flow AWS	CR Persistent AWS (ft ² /ft)									
		Peaking Flows									
		2500	3175	3850	4475	5400	6350	7025	7700	9525	11400
1300	0.03	0.00	0.00	0.00	0.00	0.00	0.00	0.00	0.00	0.00	0.00
1500	0.02	0.00	0.00	0.00	0.00	0.00	0.00	0.00	0.00	0.00	0.00
1750	0.00	0.00	0.00	0.00	0.00	0.00	0.00	0.00	0.00	0.00	0.00
2000	0.00	0.00	0.00	0.00	0.00	0.00	0.00	0.00	0.00	0.00	0.00
2250	0.00	0.00	0.00	0.00	0.00	0.00	0.00	0.00	0.00	0.00	0.00
2500	0.00	0.00	0.00	0.00	0.00	0.00	0.00	0.00	0.00	0.00	0.00
3000	0.00		0.00	0.00	0.00	0.00	0.00	0.00	0.00	0.00	0.00
3500	0.06			0.04	0.00	0.00	0.00	0.00	0.00	0.00	0.00
4000	0.24				0.19	0.05	0.05	0.03	0.00	0.00	0.00
4500	0.38					0.21	0.19	0.11	0.08	0.08	0.08
5000	0.49					0.42	0.35	0.27	0.24	0.24	0.16
6000	0.98						0.93	0.83	0.74	0.63	0.53

Base Flows	Base Flow AWS	CR Persistent Quality AWS (ft ² /ft)									
		Peaking Flows									
		2500	3175	3850	4475	5400	6350	7025	7700	9525	11400
1300	0.00	0.00	0.00	0.00	0.00	0.00	0.00	0.00	0.00	0.00	0.00
1500	0.00	0.00	0.00	0.00	0.00	0.00	0.00	0.00	0.00	0.00	0.00
1750	0.00	0.00	0.00	0.00	0.00	0.00	0.00	0.00	0.00	0.00	0.00
2000	0.00	0.00	0.00	0.00	0.00	0.00	0.00	0.00	0.00	0.00	0.00
2250	0.00	0.00	0.00	0.00	0.00	0.00	0.00	0.00	0.00	0.00	0.00
2500	0.00	0.00	0.00	0.00	0.00	0.00	0.00	0.00	0.00	0.00	0.00
3000	0.00		0.00	0.00	0.00	0.00	0.00	0.00	0.00	0.00	0.00
3500	0.00				0.00	0.00	0.00	0.00	0.00	0.00	0.00
4000	0.00						0.00	0.00	0.00	0.00	0.00
4500	0.00							0.00	0.00	0.00	0.00
5000	0.00								0.00	0.00	0.00
6000	0.34									0.33	0.00

Base Flows	% at Base Flow	% Loss CR Persistent AWS									
		Peaking Flows									
		2500	3175	3850	4475	5400	6350	7025	7700	9525	11400
1300	0	100	100	100	100	100	100	100	100	100	100
1500	0	100	100	100	100	100	100	100	100	100	100
1750	0	100	100	100	100	100	100	100	100	100	100
2000	0	100	100	100	100	100	100	100	100	100	100
2250	0	100	100	100	100	100	100	100	100	100	100
2500	0	100	100	100	100	100	100	100	100	100	100
3000	0		100	100	100	100	100	100	100	100	100
3500	0			27	100	100	100	100	100	100	100
4000	0				20	80	80	86	100	100	100
4500	0					45	51	70	79	79	79
5000	0					14	30	45	52	52	68
6000	0						5	15	24	36	46

Base Flows	% at Base Flow	% Loss CR Persistent Quality AWS									
		Peaking Flows									
		2500	3175	3850	4475	5400	6350	7025	7700	9525	11400
1300	0	100	100	100	100	100	100	100	100	100	100
1500	0	100	100	100	100	100	100	100	100	100	100
1750	0	100	100	100	100	100	100	100	100	100	100
2000	0	100	100	100	100	100	100	100	100	100	100
2250	0	100	100	100	100	100	100	100	100	100	100
2500	0	100	100	100	100	100	100	100	100	100	100
3000	0		100	100	100	100	100	100	100	100	100
3500	0				100	100	100	100	100	100	100
4000	0					100	100	100	100	100	100
4500	0							100	100	100	100
5000	0								100	100	100
6000	0									3	100

Bellows Falls Walleye spawning persistent and persistent quality habitat.

Base Flows	Base Flow AWS	Persistent AWS (ft ² /ft)									
		Peaking Flows									
		2500	3175	3850	4475	5400	6350	7025	7700	9525	11400
1300	33.12	28.41	25.72	23.88	22.33	19.92	16.36	14.05	11.93	6.76	1.99
1500	37.12	32.57	29.55	27.46	25.67	22.98	18.98	16.36	13.98	8.20	2.62
1750	41.79	37.78	34.47	32.16	30.12	26.96	22.42	19.45	16.72	10.15	3.50
2000	45.81	42.91	39.35	36.81	34.50	30.87	25.87	22.50	19.43	12.13	4.51
2250	49.24	47.71	43.85	41.13	38.60	34.56	29.13	25.45	22.11	14.03	5.65
2500	52.08	52.08	48.00	45.16	42.45	38.11	32.33	28.32	24.66	15.95	6.85
3000	56.90		55.87	52.81	49.95	45.12	38.54	34.02	29.84	19.75	9.23
3500	61.80			60.31	57.34	52.10	45.02	40.01	35.34	23.63	11.46
4000	66.76				64.40	58.88	51.31	45.89	40.65	27.15	13.51
4500	70.49					64.89	56.99	51.23	45.50	30.59	15.40
5000	73.03					70.25	62.14	56.17	50.10	33.79	17.63
6000	74.75						71.40	64.91	58.19	39.88	22.25

Base Flows	Base Flow AWS	Persistent Quality AWS (ft ² /ft)									
		Peaking Flows									
		2500	3175	3850	4475	5400	6350	7025	7700	9525	11400
1300	6.10	5.53	4.31	3.73	2.91	1.30	1.07	0.89	0.40	0.00	0.00
1500	9.15	8.04	6.62	5.34	4.35	2.48	1.59	1.04	0.51	0.00	0.00
1750	13.37	11.83	10.28	8.76	7.18	4.58	3.12	2.16	1.16	0.00	0.00
2000	15.77	14.88	13.24	11.53	9.63	5.98	4.32	3.06	1.72	0.11	0.00
2250	18.53	17.97	16.22	14.38	12.23	7.86	5.46	3.95	2.24	0.17	0.00
2500	20.20	20.20	18.37	16.47	14.23	9.43	6.60	4.65	2.72	0.26	0.00
3000	23.01		22.47	20.21	17.88	12.75	8.80	6.03	3.70	0.71	0.00
3500	26.76			25.58	23.09	17.39	12.85	9.41	6.28	1.67	0.14
4000	31.00				28.81	22.92	18.10	14.31	10.53	3.03	0.63
4500	33.45					27.48	22.27	18.24	13.98	4.33	0.74
5000	35.43						33.35	27.78	23.64	19.05	6.97
6000	39.10								36.96	32.48	26.53

Base Flows	% at Base Flow	% Loss Persistent AWS									
		Peaking Flows									
		2500	3175	3850	4475	5400	6350	7025	7700	9525	11400
1300	0	14	22	28	33	40	51	58	64	80	94
1500	0	12	20	26	31	38	49	56	62	78	93
1750	0	10	18	23	28	35	46	53	60	76	92
2000	0	6	14	20	25	33	44	51	58	74	90
2250	0	3	11	16	22	30	41	48	55	72	89
2500	0	0	8	13	18	27	38	46	53	69	87
3000	0		2	7	12	21	32	40	48	65	84
3500	0			2	7	16	27	35	43	62	81
4000	0				4	12	23	31	39	59	80
4500	0					8	19	27	35	57	78
5000	0					4	15	23	31	54	76
6000	0						4	13	22	47	70

Base Flows	% at Base Flow	% Loss Persistent Quality AWS									
		Peaking Flows									
		2500	3175	3850	4475	5400	6350	7025	7700	9525	11400
1300	0	9	29	39	52	79	82	85	93	100	100
1500	0	12	28	42	52	73	83	89	94	100	100
1750	0	11	23	34	46	66	77	84	91	100	100
2000	0	6	16	27	39	62	73	81	89	99	100
2250	0	3	12	22	34	58	71	79	88	99	100
2500	0	0	9	18	30	53	67	77	87	99	100
3000	0		2	12	22	45	62	74	84	97	100
3500	0			4	14	35	52	65	77	94	99
4000	0				7	26	42	54	66	90	98
4500	0						18	33	45	58	87
5000	0						6	22	33	46	80
6000	0							5	17	32	70

Bellows Falls CR Walleye spawning persistent and persistent quality habitat.

Base Flows	Base Flow AWS	CR Persistent AWS (ft ² /ft)									
		Peaking Flows									
		2500	3175	3850	4475	5400	6350	7025	7700	9525	11400
1300	41.54	38.23	36.09	33.26	29.82	24.62	19.26	15.37	12.76	6.58	1.48
1500	48.38	44.88	42.24	38.82	34.74	29.03	22.91	18.45	15.53	8.28	2.17
1750	56.47	53.29	50.27	46.28	41.66	34.99	27.82	22.81	19.36	10.73	3.14
2000	63.34	61.04	57.64	53.31	48.36	40.81	32.69	27.04	23.00	13.17	4.40
2250	69.34	68.09	64.59	60.04	54.64	46.12	37.21	31.11	26.54	15.63	6.02
2500	74.35	74.35	70.79	65.99	60.27	51.12	41.73	35.13	30.01	18.26	7.87
3000	84.88		83.82	78.61	72.66	62.72	51.96	44.34	38.52	24.76	12.39
3500	96.09			93.09	86.93	76.28	64.53	56.04	49.26	32.56	17.30
4000	105.71				100.77	89.58	77.01	67.79	59.77	39.48	21.73
4500	110.81					99.66	86.79	77.10	68.30	45.74	25.42
5000	112.92					107.80	94.65	84.72	75.40	51.23	29.77
6000	114.56						109.28	98.82	89.07	63.03	38.95

Base Flows	Base Flow AWS	CR Persistent Quality AWS (ft ² /ft)									
		Peaking Flows									
		2500	3175	3850	4475	5400	6350	7025	7700	9525	11400
1300	14.08	13.22	9.74	8.07	5.35	0.25	0.00	0.00	0.00	0.00	0.00
1500	21.39	19.76	15.70	12.79	9.45	3.57	1.05	0.00	0.00	0.00	0.00
1750	29.94	28.03	23.72	20.34	15.62	8.78	4.43	2.18	0.77	0.00	0.00
2000	34.90	33.60	29.11	25.49	20.48	12.10	7.24	4.09	1.66	0.00	0.00
2250	41.05	40.40	35.88	32.13	26.54	16.20	10.08	6.15	2.53	0.00	0.00
2500	44.25	44.25	39.72	35.85	30.07	18.77	12.11	7.46	3.41	0.00	0.00
3000	49.57		48.05	43.67	37.73	25.94	17.49	10.59	5.61	0.81	0.00
3500	59.70			57.26	50.88	38.27	28.19	20.24	13.20	3.58	0.52
4000	70.82				65.24	51.97	41.22	32.62	23.71	7.99	2.26
4500	75.24					62.20	51.30	42.00	32.14	12.00	2.67
5000	73.11					69.46	58.34	48.82	38.26	16.33	4.43
6000	75.70						71.96	62.08	51.21	27.36	10.98

Base Flows	% at Base Flow	% Loss CR Persistent AWS									
		Peaking Flows									
		2500	3175	3850	4475	5400	6350	7025	7700	9525	11400
1300	0	8	13	20	28	41	54	63	69	84	96
1500	0	7	13	20	28	40	53	62	68	83	96
1750	0	6	11	18	26	38	51	60	66	81	94
2000	0	4	9	16	24	36	48	57	64	79	93
2250	0	2	7	13	21	33	46	55	62	77	91
2500	0	0	5	11	19	31	44	53	60	75	89
3000	0		1	7	14	26	39	48	55	71	85
3500	0			3	10	21	33	42	49	66	82
4000	0				5	15	27	36	43	63	79
4500	0					10	22	30	38	59	77
5000	0					5	16	25	33	55	74
6000	0						5	14	22	45	66

Base Flows	% at Base Flow	% Loss CR Persistent Quality AWS									
		Peaking Flows									
		2500	3175	3850	4475	5400	6350	7025	7700	9525	11400
1300	0	6	31	43	62	98	100	100	100	100	100
1500	0	8	27	40	56	83	95	100	100	100	100
1750	0	6	21	32	48	71	85	93	97	100	100
2000	0	4	17	27	41	65	79	88	95	100	100
2250	0	2	13	22	35	61	75	85	94	100	100
2500	0	0	10	19	32	58	73	83	92	100	100
3000	0		3	12	24	48	65	79	89	98	100
3500	0			4	15	36	53	66	78	94	99
4000	0				8	27	42	54	67	89	97
4500	0					17	32	44	57	84	96
5000	0					5	20	33	48	78	94
6000	0						5	18	32	64	85

Bellows Falls Tessellated Darter persistent and persistent quality habitat.

Base Flows	Base Flow AWS	Persistent AWS (ft ² /ft)									
		Peaking Flows									
		2500	3175	3850	4475	5400	6350	7025	7700	9525	11400
1300	111.10	61.64	40.77	25.45	17.05	6.94	0.77	0.00	0.00	0.00	0.00
1500	110.75	68.79	47.28	31.17	21.78	9.61	1.47	0.33	0.00	0.00	0.00
1750	107.59	76.13	53.97	36.87	26.34	12.56	2.65	0.88	0.20	0.00	0.00
2000	103.74	82.97	59.96	42.03	30.69	15.74	4.51	1.68	0.49	0.00	0.00
2250	98.74	88.59	65.21	46.70	34.85	19.08	6.79	3.27	1.20	0.00	0.00
2500	93.78	93.78	70.16	51.25	39.02	22.63	9.65	5.28	2.18	0.00	0.00
3000	82.09		77.20	57.86	45.12	27.95	13.75	8.37	4.35	0.40	0.00
3500	72.64			59.69	46.93	29.49	14.81	9.22	5.11	0.61	0.00
4000	64.56				50.80	32.93	17.71	11.51	7.02	1.17	0.02
4500	58.51					36.93	21.35	14.81	9.89	2.65	0.19
5000	52.53					40.86	25.00	18.18	12.95	4.74	0.53
6000	40.55						31.26	23.95	18.14	8.06	2.20

Base Flows	Base Flow AWS	Persistent Quality AWS (ft ² /ft)									
		Peaking Flows									
		2500	3175	3850	4475	5400	6350	7025	7700	9525	11400
1300	89.52	41.16	23.53	11.41	5.08	0.00	0.00	0.00	0.00	0.00	0.00
1500	90.96	50.98	32.65	19.45	10.62	2.21	0.00	0.00	0.00	0.00	0.00
1750	88.82	59.04	40.09	25.69	15.38	3.28	0.00	0.00	0.00	0.00	0.00
2000	85.58	66.18	46.56	31.16	19.67	5.19	0.77	0.00	0.00	0.00	0.00
2250	80.63	71.33	51.34	35.37	23.20	7.00	1.26	0.00	0.00	0.00	0.00
2500	75.42	75.42	55.19	38.82	26.21	9.07	2.58	0.39	0.00	0.00	0.00
3000	66.85		63.57	46.77	33.65	15.23	5.91	2.35	1.04	0.00	0.00
3500	58.98			48.85	35.64	16.92	6.33	2.47	1.19	0.00	0.00
4000	53.66				39.91	20.37	9.07	4.27	2.23	0.00	0.00
4500	46.83					24.29	12.67	7.41	4.85	0.20	0.00
5000	39.56					28.18	16.30	10.70	7.69	0.91	0.00
6000	29.53						22.35	16.27	12.64	3.26	0.41

Base Flows	% at Base Flow	% Loss Persistent AWS									
		Peaking Flows									
		2500	3175	3850	4475	5400	6350	7025	7700	9525	11400
1300	0	45	63	77	85	94	99	100	100	100	100
1500	0	38	57	72	80	91	99	100	100	100	100
1750	0	29	50	66	76	88	98	99	100	100	100
2000	0	20	42	59	70	85	96	98	100	100	100
2250	0	10	34	53	65	81	93	97	99	100	100
2500	0	0	25	45	58	76	90	94	98	100	100
3000	0		6	30	45	66	83	90	95	100	100
3500	0			13	31	57	78	87	93	99	100
4000	0				16	46	71	81	88	98	100
4500	0					32	61	73	82	95	100
5000	0					16	49	63	73	90	99
6000	0						15	35	51	78	94

Base Flows	% at Base Flow	% Loss Persistent Quality AWS									
		Peaking Flows									
		2500	3175	3850	4475	5400	6350	7025	7700	9525	11400
1300	0	54	74	87	94	100	100	100	100	100	100
1500	0	44	64	79	88	98	100	100	100	100	100
1750	0	34	55	71	83	96	100	100	100	100	100
2000	0	23	46	64	77	94	99	100	100	100	100
2250	0	12	36	56	71	91	98	100	100	100	100
2500	0	0	27	49	65	88	97	99	100	100	100
3000	0		5	30	50	77	91	96	98	100	100
3500	0			12	36	70	89	96	98	100	100
4000	0				20	59	82	91	96	100	100
4500	0					44	71	83	89	100	100
5000	0					22	55	70	79	97	100
6000	0						15	38	52	88	98

Bellows Falls CR Tessellated Darter persistent and persistent quality habitat.

Base Flows	Base Flow AWS	CR Persistent AWS (ft ² /ft)									
		Peaking Flows									
		2500	3175	3850	4475	5400	6350	7025	7700	9525	11400
1300	111.93	66.75	45.13	27.72	18.44	8.59	0.92	0.00	0.00	0.00	0.00
1500	114.89	76.94	54.23	35.81	25.22	12.59	1.54	0.17	0.00	0.00	0.00
1750	118.27	89.43	65.81	45.84	33.53	18.22	4.08	1.52	0.43	0.00	0.00
2000	119.62	99.93	75.25	54.03	40.43	23.71	6.95	2.65	0.75	0.00	0.00
2250	121.09	110.52	85.21	62.88	48.44	29.90	10.86	5.22	2.36	0.00	0.00
2500	119.91	119.91	94.10	71.07	55.77	35.94	15.65	8.08	3.84	0.00	0.00
3000	111.44		105.61	81.65	65.27	43.73	20.95	11.79	6.04	0.00	0.00
3500	102.02			89.90	72.71	49.75	25.47	15.41	8.62	0.39	0.00
4000	91.80				78.79	55.06	29.80	18.92	11.50	1.33	0.07
4500	85.54					62.04	36.26	24.79	16.58	4.17	0.45
5000	81.38					70.89	44.59	32.60	23.83	9.15	1.21
6000	67.25					57.96	44.88	34.68	16.06	5.03	

Base Flows	Base Flow AWS	CR Persistent Quality AWS (ft ² /ft)									
		Peaking Flows									
		2500	3175	3850	4475	5400	6350	7025	7700	9525	11400
1300	98.28	48.77	28.33	12.84	5.86	0.00	0.00	0.00	0.00	0.00	0.00
1500	104.25	62.69	41.14	24.41	14.68	3.20	0.00	0.00	0.00	0.00	0.00
1750	106.45	75.14	52.69	34.41	21.76	4.14	0.00	0.00	0.00	0.00	0.00
2000	105.71	85.15	61.63	42.10	28.17	7.56	1.09	0.00	0.00	0.00	0.00
2250	106.44	95.58	71.43	50.79	35.78	11.13	1.69	0.00	0.00	0.00	0.00
2500	103.69	103.69	79.05	57.70	41.83	15.67	4.52	0.52	0.00	0.00	0.00
3000	99.21		94.00	71.73	54.77	26.48	9.48	3.17	0.30	0.00	0.00
3500	88.47			79.03	61.01	31.31	11.94	4.23	0.90	0.00	0.00
4000	82.86				68.40	37.16	16.13	7.14	2.31	0.00	0.00
4500	74.25					43.19	21.65	11.85	5.83	0.28	0.00
5000	66.63					52.38	30.33	19.78	12.73	2.36	0.00
6000	51.61						43.30	31.67	23.03	7.89	0.86

Base Flows	% at Base Flow	% Loss CR Persistent AWS									
		Peaking Flows									
		2500	3175	3850	4475	5400	6350	7025	7700	9525	11400
1300	0	40	60	75	84	92	99	100	100	100	100
1500	0	33	53	69	78	89	99	100	100	100	100
1750	0	24	44	61	72	85	97	99	100	100	100
2000	0	16	37	55	66	80	94	98	99	100	100
2250	0	9	30	48	60	75	91	96	98	100	100
2500	0	0	22	41	53	70	87	93	97	100	100
3000	0		5	27	41	61	81	89	95	100	100
3500	0			12	29	51	75	85	92	100	100
4000	0				14	40	68	79	87	99	100
4500	0					27	58	71	81	95	99
5000	0					13	45	60	71	89	99
6000	0						14	33	48	76	93

Base Flows	% at Base Flow	% Loss CR Persistent Quality AWS									
		Peaking Flows									
		2500	3175	3850	4475	5400	6350	7025	7700	9525	11400
1300	0	50	71	87	94	100	100	100	100	100	100
1500	0	40	61	77	86	97	100	100	100	100	100
1750	0	29	51	68	80	96	100	100	100	100	100
2000	0	19	42	60	73	93	99	100	100	100	100
2250	0	10	33	52	66	90	98	100	100	100	100
2500	0	0	24	44	60	85	96	100	100	100	100
3000	0		5	28	45	73	90	97	100	100	100
3500	0			11	31	65	87	95	99	100	100
4000	0				17	55	81	91	97	100	100
4500	0					42	71	84	92	100	100
5000	0					21	54	70	81	96	100
6000	0						16	39	55	85	98

Bellows Falls Macroinvertebrates persistent and persistent quality habitat.

Base Flows	Base Flow AWS	Persistent AWS (ft ² /ft)									
		Peaking Flows									
		2500	3175	3850	4475	5400	6350	7025	7700	9525	11400
1300	126.21	122.80	120.52	118.03	115.58	111.94	108.20	105.71	103.23	96.70	90.60
1500	139.19	136.05	133.56	130.89	128.26	124.25	120.07	117.25	114.46	107.09	100.38
1750	153.39	150.77	148.05	145.14	142.28	137.83	133.12	129.92	126.70	118.46	110.98
2000	167.60	165.68	162.78	159.69	156.58	151.69	146.49	142.95	139.45	130.32	122.14
2250	178.88	177.86	174.84	171.56	168.21	162.91	157.32	153.50	149.68	139.85	131.19
2500	191.01	191.01	187.90	184.39	180.78	175.17	169.24	165.16	161.09	150.76	141.71
3000	209.10		208.18	204.34	200.43	194.32	187.89	183.49	179.10	167.93	158.11
3500	220.55			218.43	214.35	207.93	201.17	196.51	191.88	179.97	169.50
4000	228.86				225.61	218.99	211.98	207.16	202.29	189.76	178.62
4500	234.78					228.20	221.03	216.05	211.02	197.91	185.81
5000	239.87					236.86	229.57	224.46	219.28	205.51	192.63
6000	245.77						243.02	237.66	232.16	217.40	203.83

Base Flows	Base Flow AWS	Persistent Quality AWS (ft ² /ft)									
		Peaking Flows									
		2500	3175	3850	4475	5400	6350	7025	7700	9525	11400
1300	88.65	83.23	79.27	74.25	68.47	61.06	55.50	50.68	46.66	34.23	21.37
1500	97.20	92.23	88.08	82.83	76.88	69.13	63.10	57.75	52.73	38.87	24.60
1750	108.11	104.02	99.68	94.20	87.93	79.44	72.95	67.06	61.14	45.21	29.18
2000	116.76	113.74	109.24	103.60	97.10	88.00	81.09	74.68	68.53	51.01	32.99
2250	123.03	121.66	117.05	111.17	104.46	94.79	87.29	80.65	74.14	55.63	36.88
2500	129.28	129.28	124.58	118.50	111.37	101.35	93.24	86.37	79.64	60.19	41.04
3000	139.36		137.76	130.97	123.26	112.59	103.32	95.72	88.24	67.69	47.14
3500	151.72			148.29	140.36	129.43	119.37	111.44	102.63	80.80	58.80
4000	160.09				153.50	142.05	131.17	123.08	113.83	91.08	67.43
4500	163.44					152.00	140.98	132.50	122.80	98.67	73.17
5000	164.50					160.26	149.13	140.54	130.76	105.99	79.45
6000	164.78						160.70	151.65	141.50	115.76	88.48

Base Flows	% at Base Flow	% Loss Persistent AWS									
		Peaking Flows									
		2500	3175	3850	4475	5400	6350	7025	7700	9525	11400
1300	0	3	5	6	8	11	14	16	18	23	28
1500	0	2	4	6	8	11	14	16	18	23	28
1750	0	2	3	5	7	10	13	15	17	23	28
2000	0	1	3	5	7	9	13	15	17	22	27
2250	0	1	2	4	6	9	12	14	16	22	27
2500	0	0	2	3	5	8	11	14	16	21	26
3000	0		0	2	4	7	10	12	14	20	24
3500	0			1	3	6	9	11	13	18	23
4000	0				1	4	7	9	12	17	22
4500	0					3	6	8	10	16	21
5000	0					1	4	6	9	14	20
6000	0						1	3	6	12	17

Base Flows	% at Base Flow	% Loss Persistent Quality AWS									
		Peaking Flows									
		2500	3175	3850	4475	5400	6350	7025	7700	9525	11400
1300	0	6	11	16	23	31	37	43	47	61	76
1500	0	5	9	15	21	29	35	41	46	60	75
1750	0	4	8	13	19	27	33	38	43	58	73
2000	0	3	6	11	17	25	31	36	41	56	72
2250	0	1	5	10	15	23	29	34	40	55	70
2500	0	0	4	8	14	22	28	33	38	53	68
3000	0		1	6	12	19	26	31	37	51	66
3500	0			2	7	15	21	27	32	47	61
4000	0				4	11	18	23	29	43	58
4500	0					7	14	19	25	40	55
5000	0					3	9	15	21	36	52
6000	0						2	8	14	30	46

Bellows Falls CR Macroinvertebrates persistent and persistent quality habitat.

Base Flows	Base Flow AWS	CR Persistent AWS (ft ² /ft)									
		Peaking Flows									
		2500	3175	3850	4475	5400	6350	7025	7700	9525	11400
1300	144.50	139.80	136.61	133.07	129.59	124.52	119.39	115.83	112.45	104.04	96.95
1500	157.87	153.57	150.19	146.36	142.66	137.25	131.55	127.58	123.88	114.54	106.61
1750	174.15	170.63	166.95	162.88	158.94	153.00	146.67	142.34	138.19	127.78	118.65
2000	187.39	184.90	181.04	176.74	172.55	166.12	159.32	154.62	150.10	138.33	128.01
2250	198.06	196.76	192.77	188.31	183.87	177.01	169.80	164.74	159.73	146.79	135.88
2500	210.35	210.35	206.32	201.67	196.93	189.75	182.15	176.72	171.32	157.75	146.11
3000	228.50		227.37	222.41	217.34	209.62	201.50	195.74	190.02	175.13	162.29
3500	240.17			237.41	232.17	224.15	215.77	209.71	203.63	187.77	174.06
4000	248.27				244.17	236.02	227.33	221.05	214.70	198.06	183.42
4500	254.27					246.20	237.36	230.86	224.41	207.15	191.11
5000	260.60					256.96	248.00	241.41	234.82	216.69	199.43
6000	267.86						264.43	257.61	250.67	231.16	212.82

Base Flows	Base Flow AWS	CR Persistent Quality AWS (ft ² /ft)									
		Peaking Flows									
		2500	3175	3850	4475	5400	6350	7025	7700	9525	11400
1300	108.16	99.47	93.02	87.08	80.29	71.36	61.33	53.30	44.33	27.21	12.25
1500	120.82	113.07	106.45	100.01	93.01	83.76	72.96	64.56	55.07	36.69	18.82
1750	135.31	129.44	122.57	115.91	108.68	98.63	87.28	78.58	68.16	48.80	29.07
2000	147.80	143.43	136.41	129.54	122.08	111.32	99.57	90.23	79.45	58.46	36.76
2250	156.65	154.42	147.29	140.02	132.37	120.95	108.49	98.80	87.56	65.43	43.15
2500	165.46	165.46	158.29	150.87	142.67	130.71	117.88	107.83	96.22	73.16	50.18
3000	176.66		174.21	165.95	157.16	144.43	130.49	120.13	108.18	83.86	59.73
3500	190.48			186.69	177.78	164.77	150.58	139.92	127.33	102.11	76.88
4000	200.60				193.34	180.20	165.70	154.82	141.97	115.72	89.02
4500	205.78					192.68	178.03	166.64	153.37	125.90	96.89
5000	209.63						203.39	188.61	177.12	163.73	135.39
6000	212.07							206.89	195.16	181.42	151.73

Base Flows	% at Base Flow	% Loss CR Persistent AWS									
		Peaking Flows									
		2500	3175	3850	4475	5400	6350	7025	7700	9525	11400
1300	0	3	5	8	10	14	17	20	22	28	33
1500	0	3	5	7	10	13	17	19	22	27	32
1750	0	2	4	6	9	12	16	18	21	27	32
2000	0	1	3	6	8	11	15	17	20	26	32
2250	0	1	3	5	7	11	14	17	19	26	31
2500	0	0	2	4	6	10	13	16	19	25	31
3000	0		0	3	5	8	12	14	17	23	29
3500	0			1	3	7	10	13	15	22	28
4000	0				2	5	8	11	14	20	26
4500	0					3	7	9	12	19	25
5000	0					1	5	7	10	17	23
6000	0						1	4	6	14	21

Base Flows	% at Base Flow	% Loss CR Persistent Quality AWS									
		Peaking Flows									
		2500	3175	3850	4475	5400	6350	7025	7700	9525	11400
1300	0	8	14	19	26	34	43	51	59	75	89
1500	0	6	12	17	23	31	40	47	54	70	84
1750	0	4	9	14	20	27	35	42	50	64	79
2000	0	3	8	12	17	25	33	39	46	60	75
2250	0	1	6	11	15	23	31	37	44	58	72
2500	0	0	4	9	14	21	29	35	42	56	70
3000	0		1	6	11	18	26	32	39	53	66
3500	0			2	7	13	21	27	33	46	60
4000	0				4	10	17	23	29	42	56
4500	0					6	13	19	25	39	53
5000	0						3	10	16	22	35
6000	0							2	8	14	28

Bellows Falls and Bellows Falls CR GHC Deep-Fast persistent habitat.

Base Flows	Base Flow AWS	Persistent AWS (ft ² /ft)									
		Peaking Flows									
		2500	3175	3850	4475	5400	6350	7025	7700	9525	11400
1300	81.06	81.06	81.06	81.06	81.06	81.06	81.06	81.06	81.06	81.06	81.06
1500	100.20	100.20	100.20	100.20	100.20	100.20	100.20	100.20	100.20	100.20	100.20
1750	118.51	118.51	118.51	118.51	118.51	118.51	118.51	118.51	118.51	118.51	118.51
2000	140.24	140.24	140.24	140.24	140.24	140.24	140.24	140.24	140.24	140.24	140.24
2250	166.12	166.12	166.12	166.12	166.12	166.12	166.12	166.12	166.12	166.12	166.12
2500	190.53	190.53	190.53	190.53	190.53	190.53	190.53	190.53	190.53	190.53	190.53
3000	225.46		225.46	225.46	225.46	225.46	225.46	225.46	225.46	225.46	225.46
3500	256.44			256.44	256.44	256.44	256.44	256.44	256.44	256.44	256.44
4000	285.44				285.44	285.44	285.44	285.44	285.44	285.44	285.44
4500	320.44					320.44	320.44	320.44	320.44	320.44	320.44
5000	346.44						346.44	346.44	346.44	346.44	346.44
6000	376.78							376.78	376.78	376.78	376.78

Base Flows	Base Flow AWS	CR Persistent AWS (ft ² /ft)									
		Peaking Flows									
		2500	3175	3850	4475	5400	6350	7025	7700	9525	11400
1300	121.48	121.48	121.48	121.48	121.48	121.48	121.48	121.48	121.48	121.48	121.48
1500	139.36	139.36	139.36	139.36	139.36	139.36	139.36	139.36	139.36	139.36	139.36
1750	157.88	157.88	157.88	157.88	157.88	157.88	157.88	157.88	157.88	157.88	157.88
2000	180.82	180.82	180.82	180.82	180.82	180.82	180.82	180.82	180.82	180.82	180.82
2250	205.12	205.12	205.12	205.12	205.12	205.12	205.12	205.12	205.12	205.12	205.12
2500	220.29	220.29	220.29	220.29	220.29	220.29	220.29	220.29	220.29	220.29	220.29
3000	241.33		241.33	241.33	241.33	241.33	241.33	241.33	241.33	241.33	241.33
3500	258.24			258.24	258.24	258.24	258.24	258.24	258.24	258.24	258.24
4000	279.20				279.20	279.20	279.20	279.20	279.20	279.20	279.20
4500	304.99					304.99	304.99	304.99	304.99	304.99	304.99
5000	329.35						329.35	329.35	329.35	329.35	329.35
6000	360.46							360.46	360.46	360.46	360.46

Base Flows	% at Base Flow	% Loss Persistent AWS									
		Peaking Flows									
		2500	3175	3850	4475	5400	6350	7025	7700	9525	11400
1300	0	0	0	0	0	0	0	0	0	0	0
1500	0	0	0	0	0	0	0	0	0	0	0
1750	0	0	0	0	0	0	0	0	0	0	0
2000	0	0	0	0	0	0	0	0	0	0	0
2250	0	0	0	0	0	0	0	0	0	0	0
2500	0	0	0	0	0	0	0	0	0	0	0
3000	0		0	0	0	0	0	0	0	0	0
3500	0			0	0	0	0	0	0	0	0
4000	0				0	0	0	0	0	0	0
4500	0					0	0	0	0	0	0
5000	0						0	0	0	0	0
6000	0							0	0	0	0

Base Flows	% at Base Flow	% Loss CR Persistent AWS									
		Peaking Flows									
		2500	3175	3850	4475	5400	6350	7025	7700	9525	11400
1300	0	0	0	0	0	0	0	0	0	0	0
1500	0	0	0	0	0	0	0	0	0	0	0
1750	0	0	0	0	0	0	0	0	0	0	0
2000	0	0	0	0	0	0	0	0	0	0	0
2250	0	0	0	0	0	0	0	0	0	0	0
2500	0	0	0	0	0	0	0	0	0	0	0
3000	0		0	0	0	0	0	0	0	0	0
3500	0			0	0	0	0	0	0	0	0
4000	0				0	0	0	0	0	0	0
4500	0					0	0	0	0	0	0
5000	0						0	0	0	0	0
6000	0							0	0	0	0

Bellows Falls and Bellows Falls CR GHC Deep-Slow persistent habitat.

Base Flows	Base Flow AWS	Persistent AWS (ft ² /ft)									
		Peaking Flows									
		2500	3175	3850	4475	5400	6350	7025	7700	9525	11400
1300	252.82	178.21	145.83	127.42	105.53	90.92	80.52	76.64	73.83	63.67	57.12
1500	254.21	189.40	155.96	135.65	112.26	97.65	87.11	83.23	80.42	70.26	63.70
1750	253.75	199.26	162.44	141.73	117.23	101.93	90.37	86.36	83.40	73.25	65.35
2000	246.14	207.09	169.49	148.25	122.84	104.47	91.77	87.76	84.80	74.65	66.75
2250	232.61	213.12	173.82	152.57	126.72	106.78	93.45	89.16	86.20	76.05	68.15
2500	217.54	217.54	177.24	154.45	128.39	107.55	94.04	89.30	86.34	76.19	68.29
3000	198.99		186.74	161.70	134.41	110.85	96.26	91.37	88.28	77.92	69.88
3500	186.12			171.39	140.45	115.51	99.42	94.22	90.50	79.25	71.21
4000	174.22				145.64	118.75	101.45	96.04	91.98	80.36	72.32
4500	150.33					120.95	103.65	98.07	93.87	82.22	74.03
5000	135.12					125.39	107.50	101.27	96.61	83.66	75.47
6000	121.09						115.21	108.59	103.94	90.33	81.19

Base Flows	Base Flow AWS	CR Persistent AWS (ft ² /ft)									
		Peaking Flows									
		2500	3175	3850	4475	5400	6350	7025	7700	9525	11400
1300	64.76	12.23	5.25	3.50	1.12	0.63	0.00	0.00	0.00	0.00	0.00
1500	62.40	15.73	7.63	4.75	1.12	0.63	0.00	0.00	0.00	0.00	0.00
1750	59.43	17.60	8.88	6.00	1.74	1.25	0.00	0.00	0.00	0.00	0.00
2000	46.70	22.34	12.99	9.61	4.73	1.25	0.00	0.00	0.00	0.00	0.00
2250	36.83	27.60	15.63	12.25	7.37	1.75	0.00	0.00	0.00	0.00	0.00
2500	34.38	34.38	20.50	13.50	8.62	2.37	0.63	0.00	0.00	0.00	0.00
3000	30.89		26.86	16.66	11.15	3.50	1.13	0.50	0.50	0.50	0.00
3500	31.16			22.50	12.74	3.75	1.13	0.50	0.50	0.50	0.00
4000	31.16				16.32	5.28	1.63	1.00	0.50	0.50	0.00
4500	22.17					5.78	2.13	1.50	1.00	1.00	0.00
5000	18.79						10.79	6.64	4.75	3.63	1.50
6000	11.72							10.83	8.58	7.46	5.33

Base Flows	% at Base Flow	% Loss Persistent AWS									
		Peaking Flows									
		2500	3175	3850	4475	5400	6350	7025	7700	9525	11400
1300	0	30	42	50	58	64	68	70	71	75	77
1500	0	25	39	47	56	62	66	67	68	72	75
1750	0	21	36	44	54	60	64	66	67	71	74
2000	0	16	31	40	50	58	63	64	66	70	73
2250	0	8	25	34	46	54	60	62	63	67	71
2500	0	0	19	29	41	51	57	59	60	65	69
3000	0		6	19	32	44	52	54	56	61	65
3500	0			8	25	38	47	49	51	57	62
4000	0				16	32	42	45	47	54	58
4500	0					20	31	35	38	45	51
5000	0					7	20	25	28	38	44
6000	0						5	10	14	25	33

Base Flows	% at Base Flow	% Loss CR Persistent AWS									
		Peaking Flows									
		2500	3175	3850	4475	5400	6350	7025	7700	9525	11400
1300	0	81	92	95	98	99	100	100	100	100	100
1500	0	75	88	92	98	99	100	100	100	100	100
1750	0	70	85	90	97	98	100	100	100	100	100
2000	0	52	72	79	90	97	100	100	100	100	100
2250	0	25	58	67	80	95	100	100	100	100	100
2500	0	0	40	61	75	93	98	100	100	100	100
3000	0		13	46	64	89	96	98	98	98	100
3500	0			28	59	88	96	98	98	98	100
4000	0				48	83	95	97	98	98	100
4500	0					74	90	93	95	95	100
5000	0						43	65	75	81	92
6000	0							8	27	36	54

Bellows Falls and Bellows Falls CR GHC Shallow-Fast persistent habitat.

Base Flows	Base Flow AWS	Persistent AWS (ft ² /ft)									
		Peaking Flows									
		2500	3175	3850	4475	5400	6350	7025	7700	9525	11400
1300	14.48	3.08	0.85	0.00	0.00	0.00	0.00	0.00	0.00	0.00	0.00
1500	15.41	4.30	1.51	0.14	0.00	0.00	0.00	0.00	0.00	0.00	0.00
1750	16.60	6.27	2.22	0.56	0.00	0.00	0.00	0.00	0.00	0.00	0.00
2000	19.42	10.66	5.15	2.91	1.80	0.00	0.00	0.00	0.00	0.00	0.00
2250	18.74	14.99	7.50	4.47	2.91	0.00	0.00	0.00	0.00	0.00	0.00
2500	17.90	17.90	9.61	5.94	3.91	0.28	0.00	0.00	0.00	0.00	0.00
3000	17.66		14.23	8.59	6.09	1.11	0.00	0.00	0.00	0.00	0.00
3500	16.09			12.09	8.48	2.71	0.56	0.28	0.00	0.00	0.00
4000	14.78				12.19	5.09	1.91	0.57	0.14	0.00	0.00
4500	15.17					7.83	3.66	1.88	0.56	0.00	0.00
5000	13.67					11.40	6.49	4.39	2.92	0.14	0.00
6000	14.84						13.50	10.61	8.69	1.28	0.00

Base Flows	Base Flow AWS	CR Persistent AWS (ft ² /ft)									
		Peaking Flows									
		2500	3175	3850	4475	5400	6350	7025	7700	9525	11400
1300	21.40	1.92	0.50	0.00	0.00	0.00	0.00	0.00	0.00	0.00	0.00
1500	23.00	5.00	2.00	0.50	0.00	0.00	0.00	0.00	0.00	0.00	0.00
1750	24.47	9.50	4.00	2.00	0.00	0.00	0.00	0.00	0.00	0.00	0.00
2000	36.00	23.03	13.50	10.50	6.48	0.00	0.00	0.00	0.00	0.00	0.00
2250	38.00	32.65	20.00	15.50	10.48	0.00	0.00	0.00	0.00	0.00	0.00
2500	39.15	39.15	25.25	18.50	12.98	1.00	0.00	0.00	0.00	0.00	0.00
3000	41.87		37.77	26.13	19.17	3.50	0.00	0.00	0.00	0.00	0.00
3500	41.53			35.24	25.91	8.00	2.00	1.00	0.00	0.00	0.00
4000	41.94				35.55	15.14	6.00	2.00	0.50	0.00	0.00
4500	43.16					23.20	10.50	6.00	2.00	0.00	0.00
5000	38.04					31.50	17.13	12.00	8.00	0.50	0.00
6000	36.66						33.41	26.57	21.44	2.94	0.00

Base Flows	% at Base Flow	% Loss Persistent AWS									
		Peaking Flows									
		2500	3175	3850	4475	5400	6350	7025	7700	9525	11400
1300	0	79	94	100	100	100	100	100	100	100	100
1500	0	72	90	99	100	100	100	100	100	100	100
1750	0	62	87	97	100	100	100	100	100	100	100
2000	0	45	73	85	91	100	100	100	100	100	100
2250	0	20	60	76	84	100	100	100	100	100	100
2500	0	0	46	67	78	98	100	100	100	100	100
3000	0		19	51	65	94	100	100	100	100	100
3500	0			25	47	83	97	98	100	100	100
4000	0				18	66	87	96	99	100	100
4500	0					48	76	88	96	100	100
5000	0					17	53	68	79	99	100
6000	0						9	28	41	91	100

Base Flows	% at Base Flow	% Loss CR Persistent AWS									
		Peaking Flows									
		2500	3175	3850	4475	5400	6350	7025	7700	9525	11400
1300	0	91	98	100	100	100	100	100	100	100	100
1500	0	78	91	98	100	100	100	100	100	100	100
1750	0	61	84	92	100	100	100	100	100	100	100
2000	0	36	63	71	82	100	100	100	100	100	100
2250	0	14	47	59	72	100	100	100	100	100	100
2500	0	0	36	53	67	97	100	100	100	100	100
3000	0		10	38	54	92	100	100	100	100	100
3500	0			15	38	81	95	98	100	100	100
4000	0				15	64	86	95	99	100	100
4500	0					46	76	86	95	100	100
5000	0					17	55	68	79	99	100
6000	0						9	28	42	92	100

Bellows Falls and Bellows Falls CR GHC Shallow-Slow persistent habitat.

Base Flows	Base Flow AWS	Persistent AWS (ft ² /ft)									
		Peaking Flows									
		2500	3175	3850	4475	5400	6350	7025	7700	9525	11400
1300	161.14	85.62	65.65	47.19	36.03	26.33	21.61	18.59	16.21	12.40	4.54
1500	143.78	88.25	67.95	49.32	36.51	26.33	21.61	18.59	16.21	12.40	4.54
1750	126.46	90.82	70.22	51.25	37.83	26.78	21.61	18.59	16.21	12.40	4.54
2000	117.45	96.95	76.35	56.99	42.19	28.79	22.02	18.59	16.21	12.40	4.54
2250	107.72	99.70	78.81	59.30	44.49	29.60	22.02	18.59	16.21	12.40	4.54
2500	102.27	102.27	80.94	61.28	46.47	31.10	22.93	18.59	16.21	12.40	4.54
3000	100.16		94.66	73.96	57.89	39.21	27.98	21.59	16.51	12.40	4.54
3500	84.55			75.66	59.30	40.54	29.04	22.46	16.51	12.40	4.54
4000	71.03				61.32	42.42	30.77	24.19	17.81	12.40	4.54
4500	61.56					43.33	31.53	24.67	18.29	12.40	4.54
5000	52.74					44.15	32.35	25.48	19.00	12.74	4.54
6000	39.20						35.31	27.74	21.11	14.77	4.54

Base Flows	Base Flow AWS	CR Persistent AWS (ft ² /ft)									
		Peaking Flows									
		2500	3175	3850	4475	5400	6350	7025	7700	9525	11400
1300	156.23	73.62	52.25	37.96	24.42	16.67	13.51	12.20	10.28	7.36	3.92
1500	144.36	77.74	55.25	40.34	24.42	16.67	13.51	12.20	10.28	7.36	3.92
1750	133.80	81.74	58.25	42.09	25.54	16.67	13.51	12.20	10.28	7.36	3.92
2000	118.75	88.49	65.00	47.59	27.29	16.67	13.51	12.20	10.28	7.36	3.92
2250	107.49	94.12	69.62	51.71	31.40	17.29	13.51	12.20	10.28	7.36	3.92
2500	98.49	98.49	72.50	54.09	33.77	17.91	13.51	12.20	10.28	7.36	3.92
3000	117.52		111.47	89.55	65.08	38.26	24.60	19.20	11.28	7.36	3.92
3500	104.00			93.10	67.63	40.55	26.05	20.65	11.28	7.36	3.92
4000	86.86				70.24	42.66	28.16	22.76	12.35	7.36	3.92
4500	71.51					43.60	28.60	23.20	12.78	7.36	3.92
5000	57.55					44.80	29.80	24.40	13.99	7.36	3.92
6000	40.46						34.40	26.70	15.79	9.16	3.92

Base Flows	% at Base Flow	% Loss Persistent AWS									
		Peaking Flows									
		2500	3175	3850	4475	5400	6350	7025	7700	9525	11400
1300	0	47	59	71	78	84	87	88	90	92	97
1500	0	39	53	66	75	82	85	87	89	91	97
1750	0	28	44	59	70	79	83	85	87	90	96
2000	0	17	35	51	64	75	81	84	86	89	96
2250	0	7	27	45	59	73	80	83	85	88	96
2500	0	0	21	40	55	70	78	82	84	88	96
3000	0		5	26	42	61	72	78	84	88	95
3500	0			11	30	52	66	73	80	85	95
4000	0				14	40	57	66	75	83	94
4500	0					30	49	60	70	80	93
5000	0					16	39	52	64	76	91
6000	0						10	29	46	62	88

Base Flows	% at Base Flow	% Loss CR Persistent AWS									
		Peaking Flows									
		2500	3175	3850	4475	5400	6350	7025	7700	9525	11400
1300	0	53	67	76	84	89	91	92	93	95	97
1500	0	46	62	72	83	88	91	92	93	95	97
1750	0	39	56	69	81	88	90	91	92	95	97
2000	0	25	45	60	77	86	89	90	91	94	97
2250	0	12	35	52	71	84	87	89	90	93	96
2500	0	0	26	45	66	82	86	88	90	93	96
3000	0		5	24	45	67	79	84	90	94	97
3500	0			10	35	61	75	80	89	93	96
4000	0				19	51	68	74	86	92	95
4500	0					39	60	68	82	90	95
5000	0					22	48	58	76	87	93
6000	0						15	34	61	77	90

Bellows Falls Dwarf Wedgemussel persistent and persistent quality habitat.

Base Flows	Base Flow AWS	Persistent AWS (ft ² /ft)									
		Peaking Flows									
		2500	3175	3850	4475	5400	6350	7025	7700	9525	11400
1300	118.02	78.14	61.75	51.57	44.34	35.23	27.21	23.25	20.59	15.53	12.45
1500	115.72	83.15	66.24	55.31	47.53	37.22	28.57	24.39	21.52	16.21	12.98
1750	113.31	88.73	71.24	59.61	51.23	39.42	30.04	25.65	22.56	17.02	13.65
2000	110.53	93.53	75.57	63.40	54.40	41.14	31.27	26.72	23.45	17.71	14.19
2250	106.00	97.53	79.09	66.52	56.92	42.67	32.49	27.71	24.29	18.37	14.75
2500	100.82	100.82	82.00	69.12	58.98	44.02	33.58	28.63	25.14	19.04	15.30
3000	90.77		86.44	73.14	61.99	46.25	35.38	30.13	26.59	20.27	16.24
3500	82.85			76.04	64.22	48.00	36.77	31.36	27.75	21.26	17.12
4000	75.55				66.19	49.65	38.11	32.59	28.87	22.08	17.88
4500	67.31					50.98	39.16	33.55	29.71	22.74	18.49
5000	59.06					52.18	40.13	34.44	30.52	23.36	19.02
6000	45.61						41.82	36.00	31.96	24.45	19.98

Base Flows	Base Flow AWS	Persistent Quality AWS (ft ² /ft)									
		Peaking Flows									
		2500	3175	3850	4475	5400	6350	7025	7700	9525	11400
1300	41.49	20.77	13.52	10.52	6.75	4.55	4.17	2.04	1.35	0.00	0.00
1500	43.78	25.66	17.95	14.12	9.82	6.72	6.03	3.85	3.13	0.68	0.00
1750	45.83	30.07	21.44	17.34	12.74	8.62	6.59	4.39	3.63	1.05	0.00
2000	45.38	33.69	24.46	19.98	15.34	10.03	7.87	5.63	4.82	2.14	0.69
2250	43.00	36.87	27.20	22.25	17.57	11.57	9.41	6.91	6.01	3.26	1.77
2500	38.68	38.68	28.63	23.53	18.57	12.15	9.99	7.49	6.55	3.74	2.18
3000	36.29		34.29	28.39	21.89	14.55	12.05	9.54	8.60	5.75	4.04
3500	36.55			32.68	23.88	15.78	12.92	10.39	9.45	6.37	4.61
4000	29.03				24.56	15.93	13.04	10.50	9.56	6.48	4.72
4500	26.10					17.26	13.91	11.12	10.09	6.90	5.14
5000	21.13						18.34	14.72	11.91	10.88	7.36
6000	17.59								17.01	13.97	12.92

Base Flows	% at Base Flow	% Loss Persistent AWS									
		Peaking Flows									
		2500	3175	3850	4475	5400	6350	7025	7700	9525	11400
1300	0	34	48	56	62	70	77	80	83	87	89
1500	0	28	43	52	59	68	75	79	81	86	89
1750	0	22	37	47	55	65	73	77	80	85	88
2000	0	15	32	43	51	63	72	76	79	84	87
2250	0	8	25	37	46	60	69	74	77	83	86
2500	0	0	19	31	42	56	67	72	75	81	85
3000	0		5	19	32	49	61	67	71	78	82
3500	0			8	22	42	56	62	67	74	79
4000	0				12	34	50	57	62	71	76
4500	0					24	42	50	56	66	73
5000	0						12	32	42	48	60
6000	0							8	21	30	46

Base Flows	% at Base Flow	% Loss Persistent Quality AWS									
		Peaking Flows									
		2500	3175	3850	4475	5400	6350	7025	7700	9525	11400
1300	0	50	67	75	84	89	90	95	97	100	100
1500	0	41	59	68	78	85	86	91	93	98	100
1750	0	34	53	62	72	81	86	90	92	98	100
2000	0	26	46	56	66	78	83	88	89	95	98
2250	0	14	37	48	59	73	78	84	86	92	96
2500	0	0	26	39	52	69	74	81	83	90	94
3000	0		6	22	40	60	67	74	76	84	89
3500	0			11	35	57	65	72	74	83	87
4000	0				15	45	55	64	67	78	84
4500	0					34	47	57	61	74	80
5000	0						13	30	44	48	65
6000	0							3	21	27	47

Bellows Falls Co-occurring mussels persistent and persistent quality habitat.

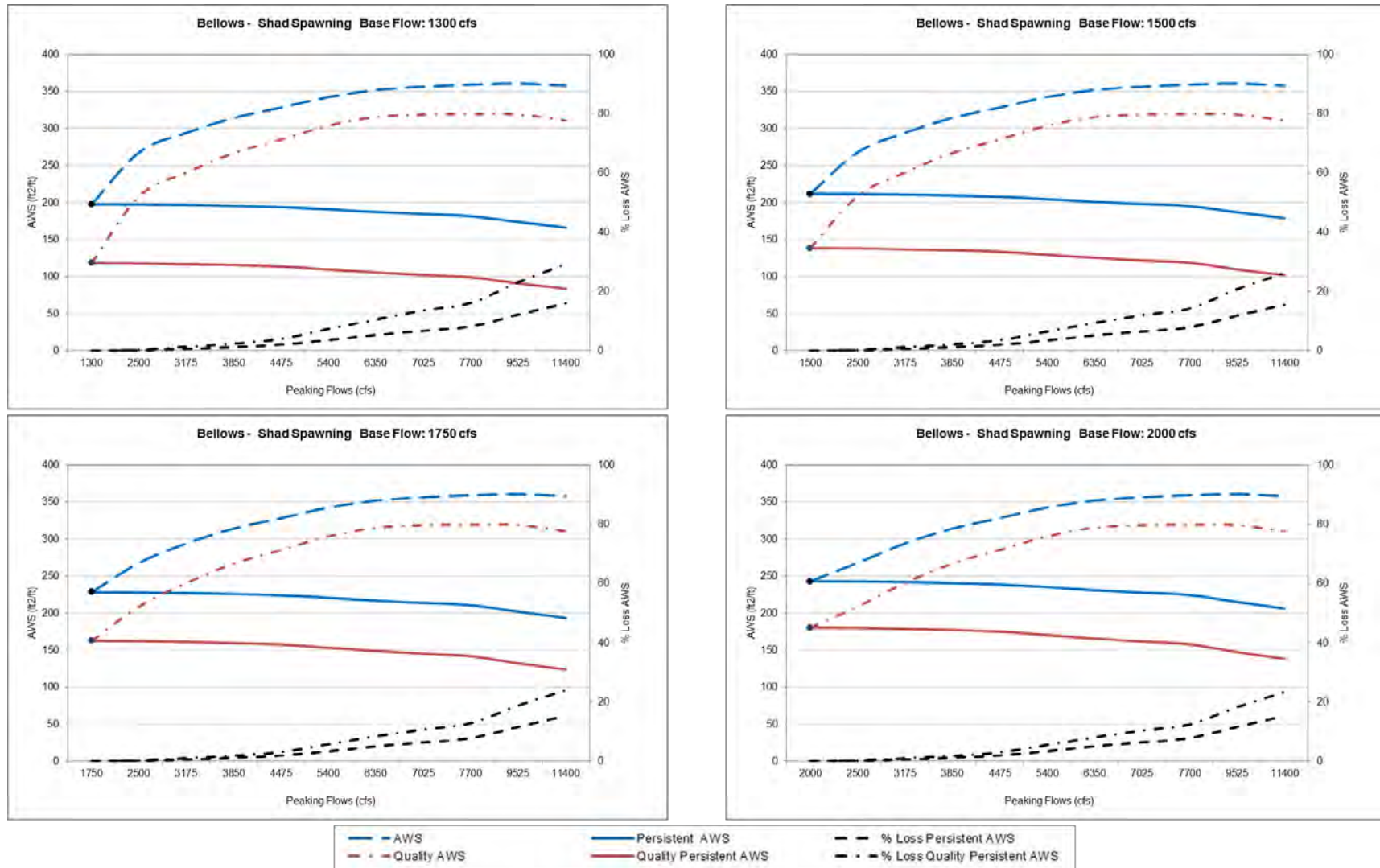
Base Flows	Base Flow AWS	Persistent AWS (ft ² /ft)									
		Peaking Flows									
		2500	3175	3850	4475	5400	6350	7025	7700	9525	11400
1300	186.00	167.41	158.42	149.74	141.99	131.20	120.20	112.50	104.98	86.41	70.93
1500	188.78	172.75	163.49	154.44	146.44	135.33	123.98	116.08	108.41	89.37	73.38
1750	190.93	178.61	169.05	159.65	151.32	139.85	128.19	120.07	112.23	92.59	75.90
2000	192.03	183.81	173.89	164.15	155.51	143.76	131.82	123.55	115.55	95.25	77.65
2250	192.37	188.25	178.05	168.06	159.27	147.30	135.22	126.75	118.57	97.49	79.13
2500	192.20	192.20	181.79	171.61	162.68	150.50	138.21	129.61	121.13	99.32	80.53
3000	190.29		187.56	177.20	168.01	155.50	142.79	133.81	124.91	102.10	82.85
3500	186.56			181.16	171.77	158.90	145.92	136.79	127.65	104.28	84.70
4000	182.19				175.00	161.84	148.64	139.30	129.98	106.29	86.43
4500	176.92					163.95	150.47	140.96	131.48	107.58	87.40
5000	171.55					165.82	152.22	142.58	133.00	108.70	88.27
6000	160.32						155.22	145.39	135.53	110.54	89.75

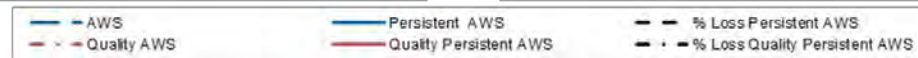
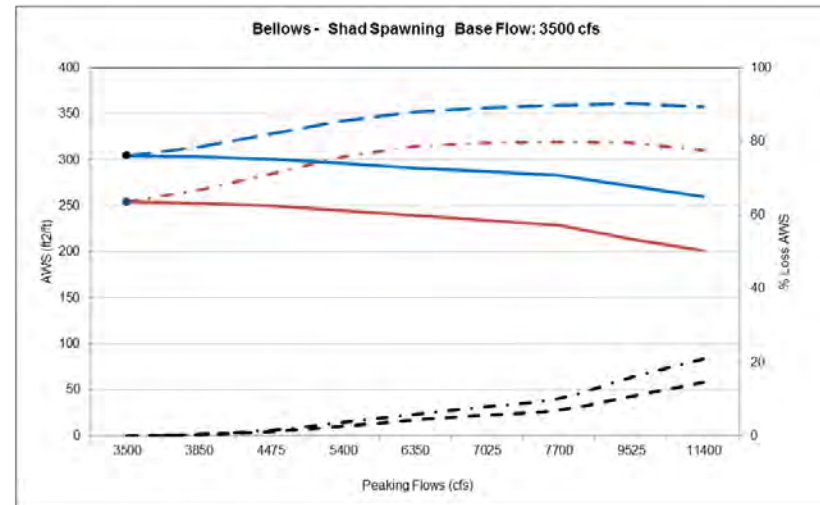
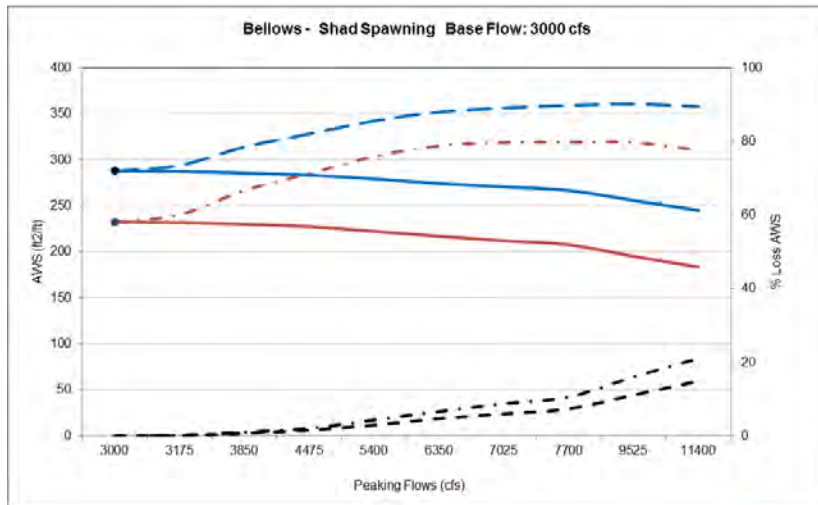
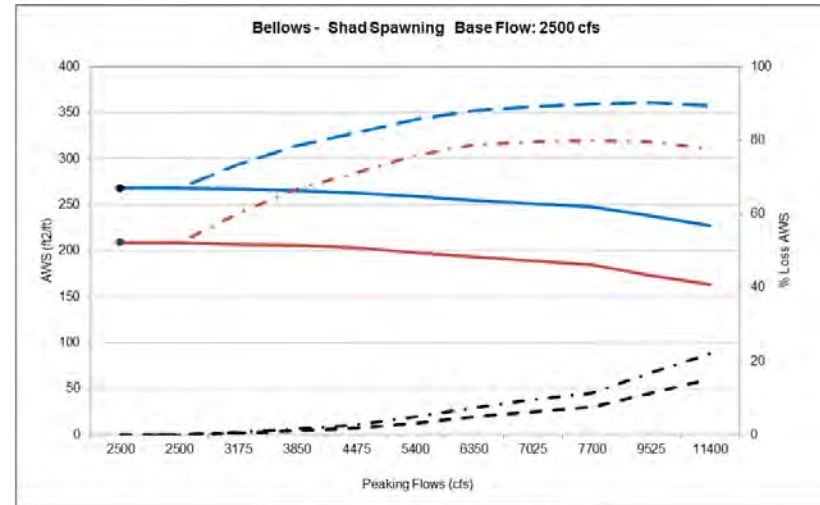
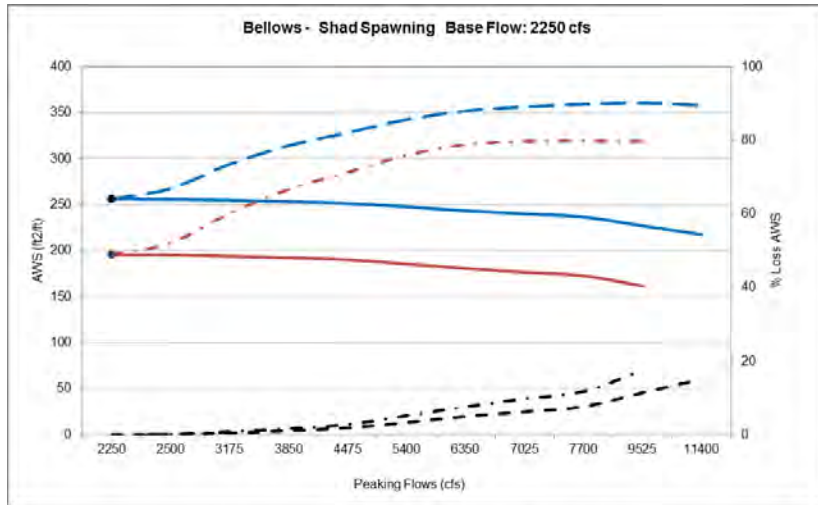
Base Flows	Base Flow AWS	Persistent Quality AWS (ft ² /ft)									
		Peaking Flows									
		2500	3175	3850	4475	5400	6350	7025	7700	9525	11400
1300	115.51	94.58	85.34	77.80	71.75	61.74	50.87	40.01	29.95	17.00	10.85
1500	118.14	100.78	90.79	82.70	76.53	66.40	55.14	43.70	33.64	19.47	13.17
1750	117.73	105.32	95.04	86.69	80.30	70.10	58.17	46.52	36.20	21.41	14.41
2000	118.18	110.24	99.32	90.85	84.24	73.73	61.44	49.45	38.93	23.47	15.72
2250	119.10	114.85	103.25	94.53	87.91	77.09	64.53	52.29	41.10	24.66	15.95
2500	119.97	119.97	108.05	99.31	92.63	81.79	68.66	56.05	43.92	25.82	16.33
3000	118.88		115.51	106.58	99.81	88.74	75.41	61.90	48.83	29.00	18.69
3500	113.75			109.63	102.78	91.35	77.94	64.09	50.79	30.21	19.59
4000	111.08				106.13	94.49	81.03	66.81	53.11	31.72	20.63
4500	107.92					96.50	82.92	68.63	54.64	33.08	21.59
5000	101.94					97.17	83.57	69.22	55.20	33.30	21.74
6000	90.97						85.04	70.67	56.60	34.29	22.26

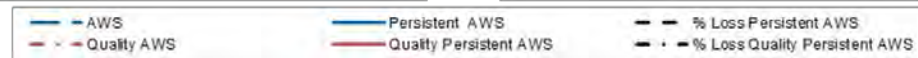
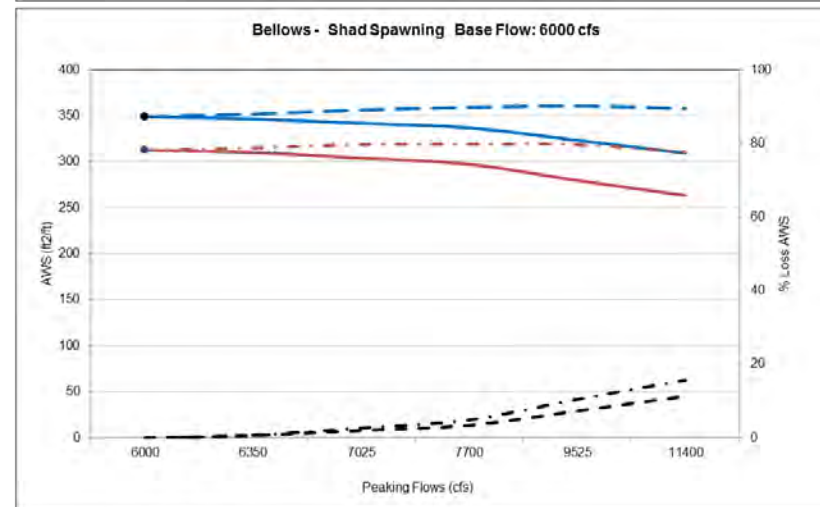
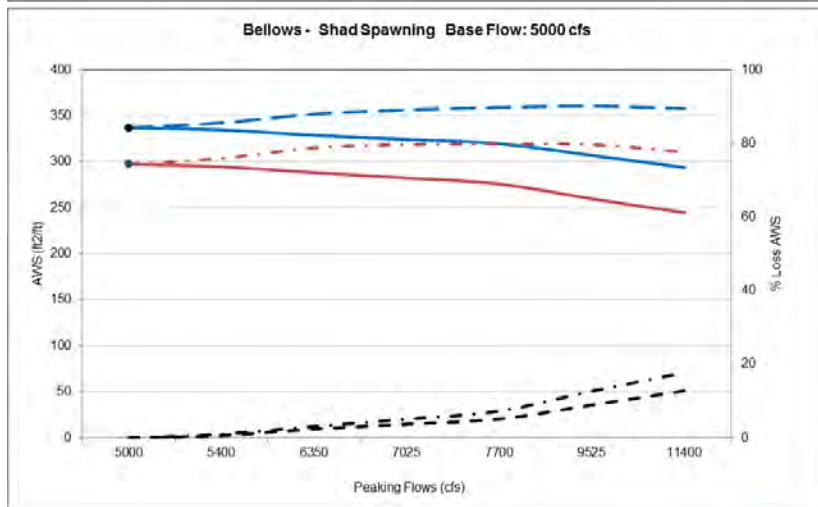
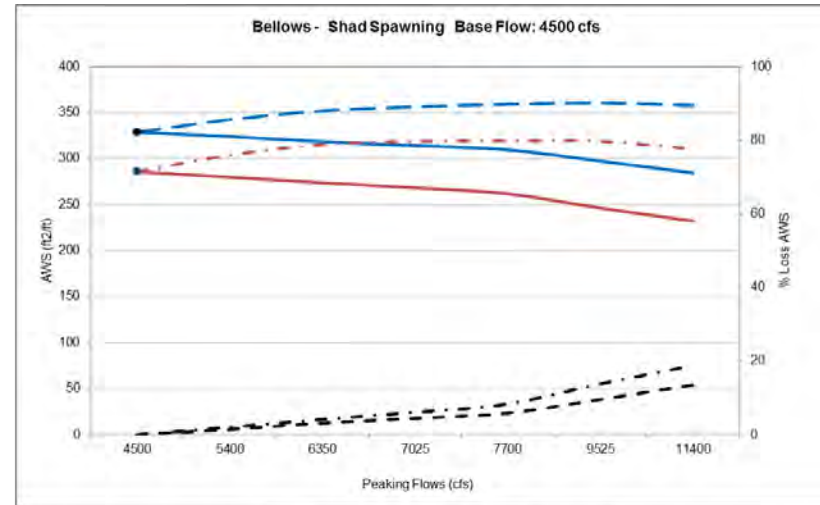
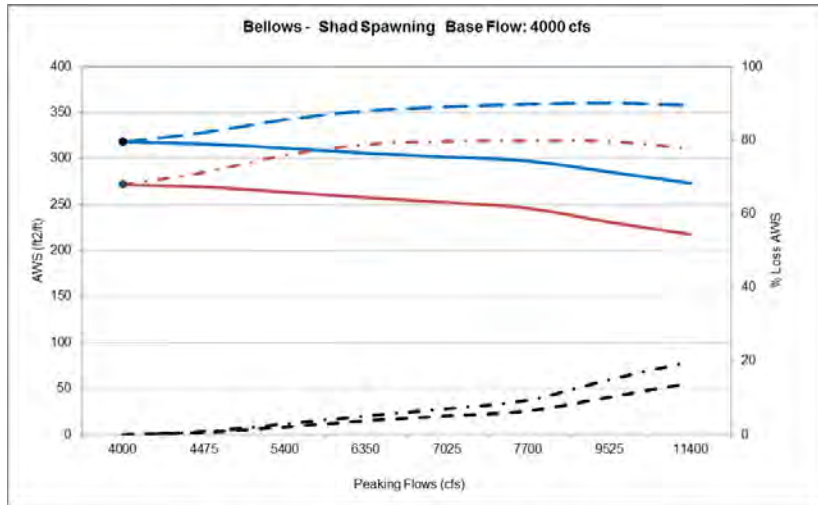
Base Flows	% at Base Flow	% Loss Persistent AWS									
		Peaking Flows									
		2500	3175	3850	4475	5400	6350	7025	7700	9525	11400
1300	0	10	15	19	24	29	35	40	44	54	62
1500	0	8	13	18	22	28	34	39	43	53	61
1750	0	6	11	16	21	27	33	37	41	52	60
2000	0	4	9	15	19	25	31	36	40	50	60
2250	0	2	7	13	17	23	30	34	38	49	59
2500	0	0	5	11	15	22	28	33	37	48	58
3000	0		1	7	12	18	25	30	34	46	56
3500	0			3	8	15	22	27	32	44	55
4000	0				4	11	18	24	29	42	53
4500	0					7	15	20	26	39	51
5000	0					3	11	17	22	37	49
6000	0						3	9	15	31	44

Base Flows	% at Base Flow	% Loss Persistent Quality AWS									
		Peaking Flows									
		2500	3175	3850	4475	5400	6350	7025	7700	9525	11400
1300	0	18	26	33	38	47	56	65	74	85	91
1500	0	15	23	30	35	44	53	63	72	84	89
1750	0	11	19	26	32	40	51	60	69	82	88
2000	0	7	16	23	29	38	48	58	67	80	87
2250	0	4	13	21	26	35	46	56	65	79	87
2500	0	0	10	17	23	32	43	53	63	78	86
3000	0		3	10	16	25	37	48	59	76	84
3500	0			4	10	20	31	44	55	73	83
4000	0				4	15	27	40	52	71	81
4500	0					11	23	36	49	69	80
5000	0					5	18	32	46	67	79
6000	0						7	22	38	62	76

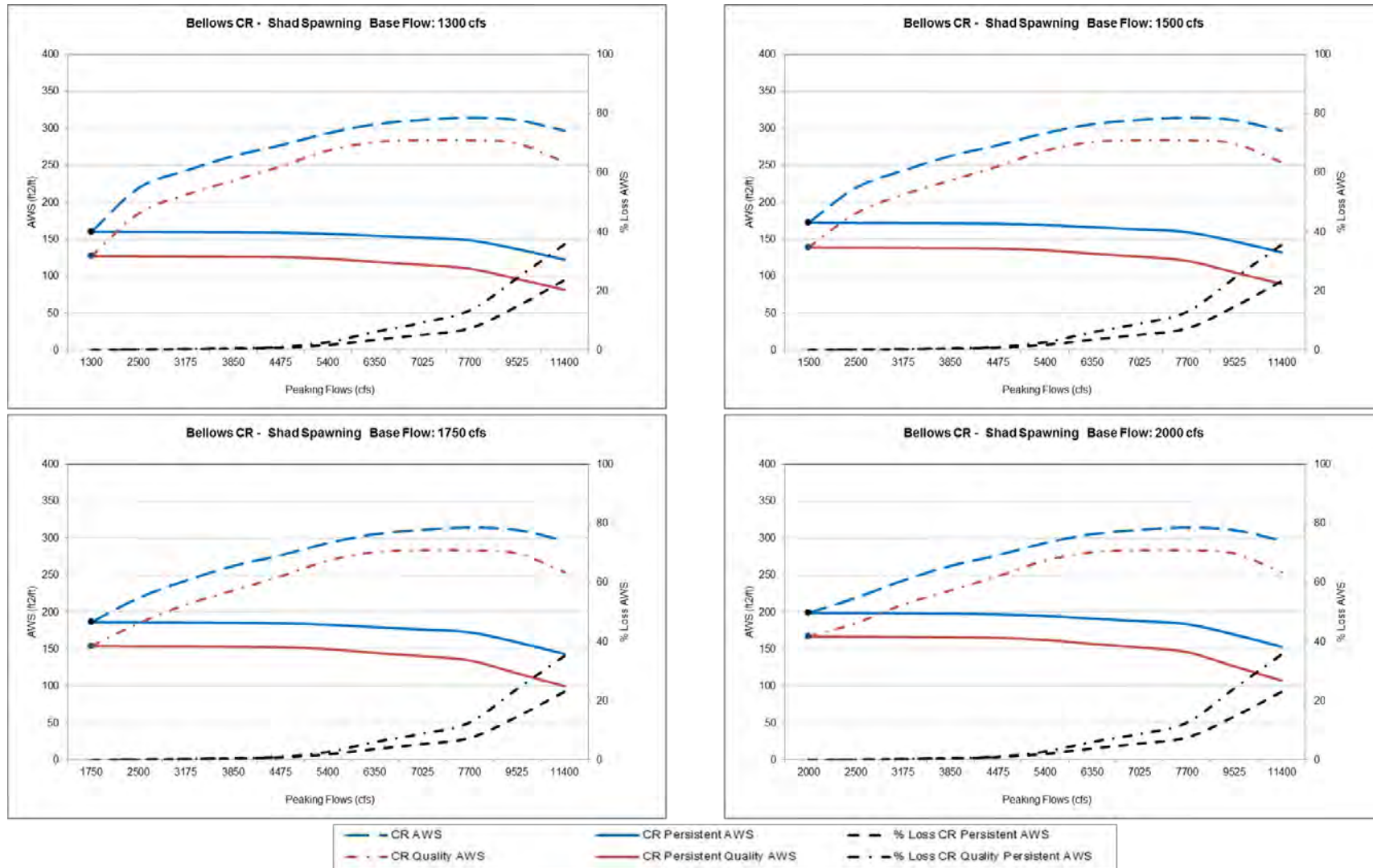
Bellows Falls American Shad spawning persistent and persistent quality habitat.

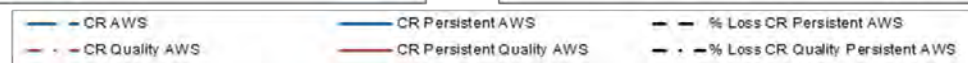
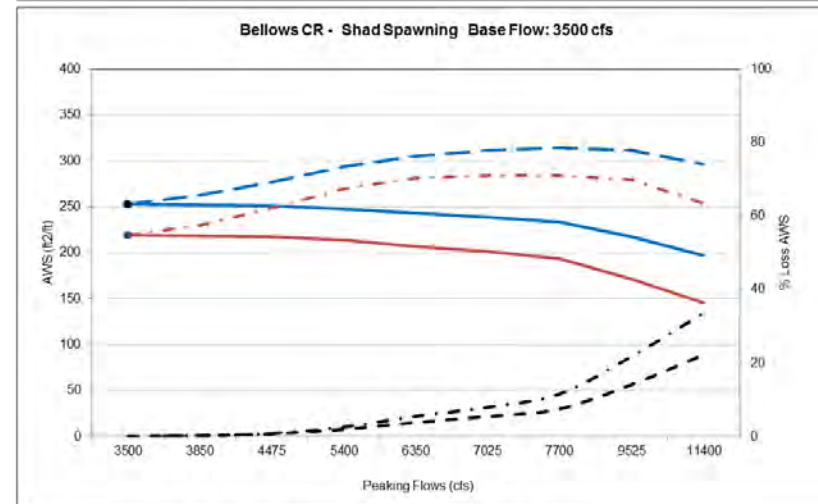
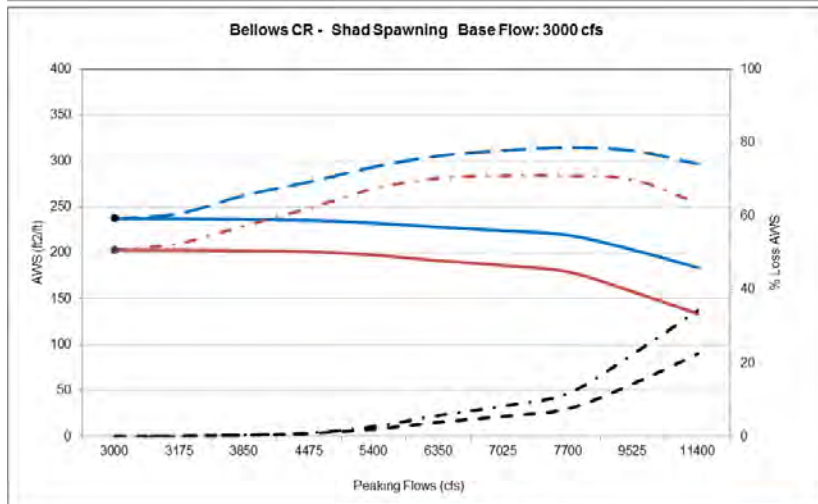
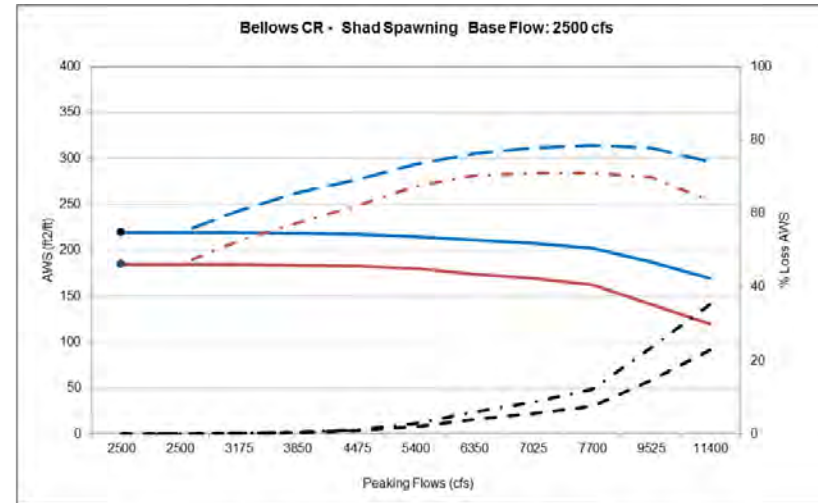
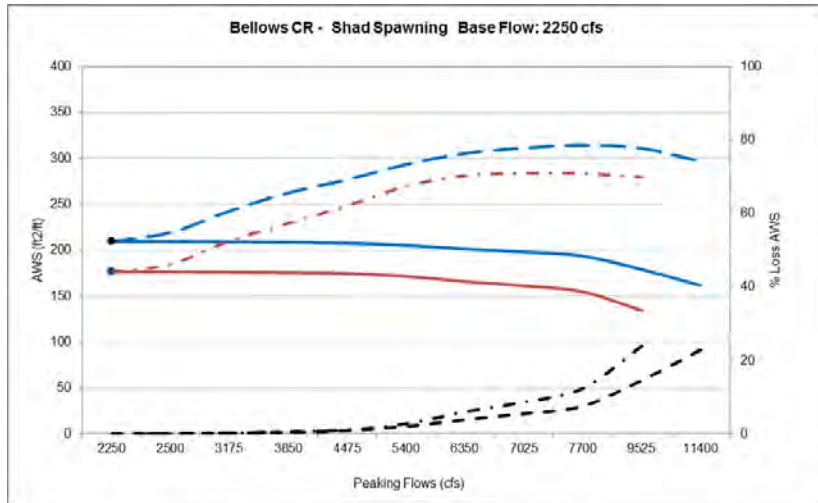


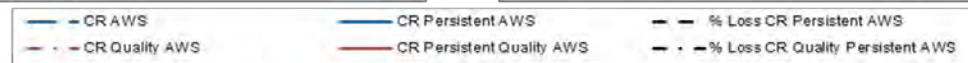
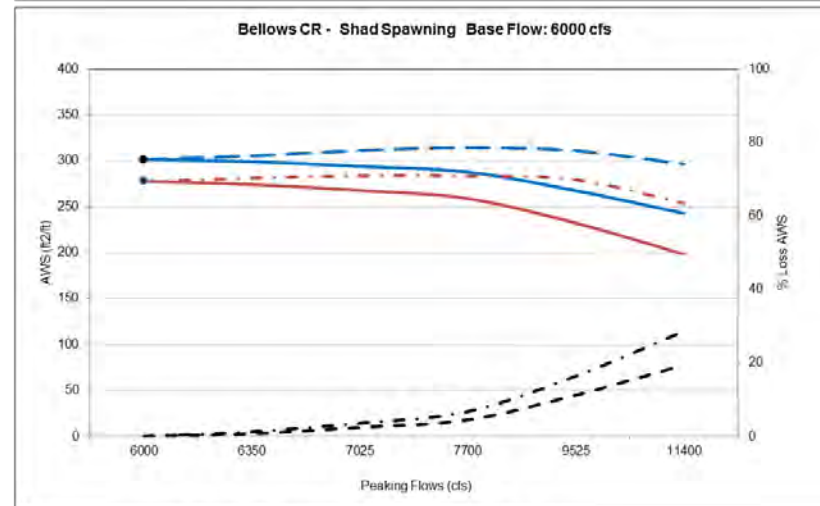
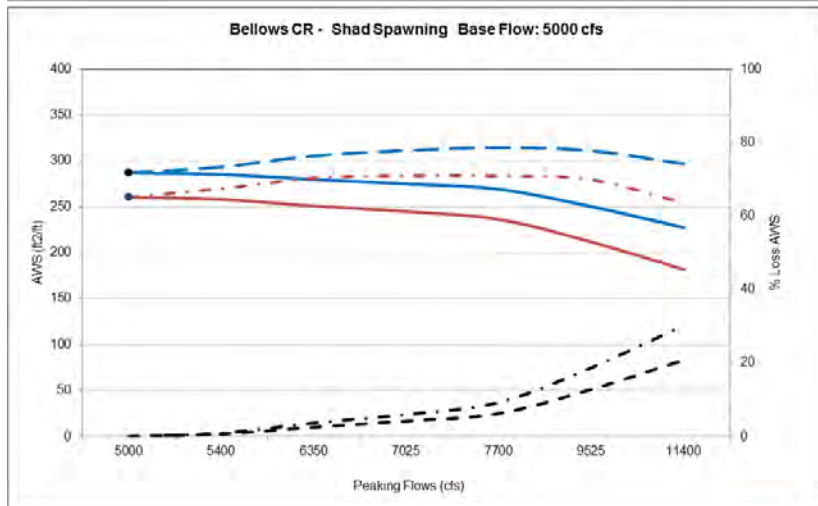
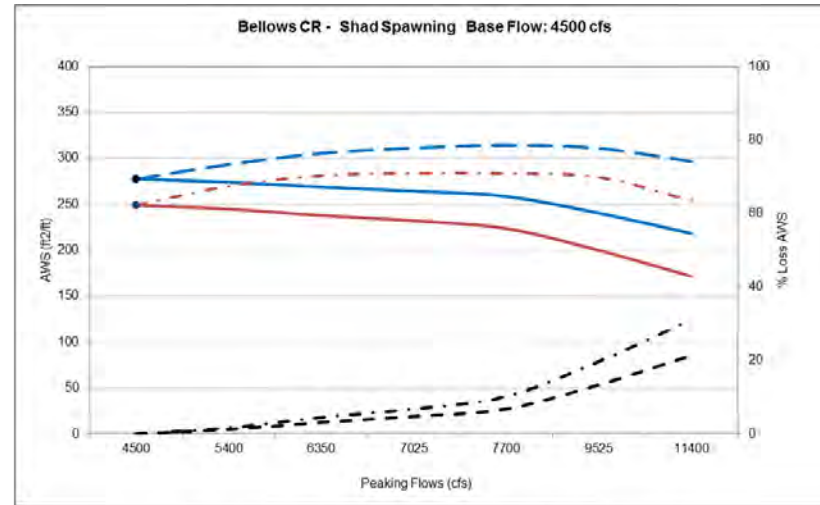
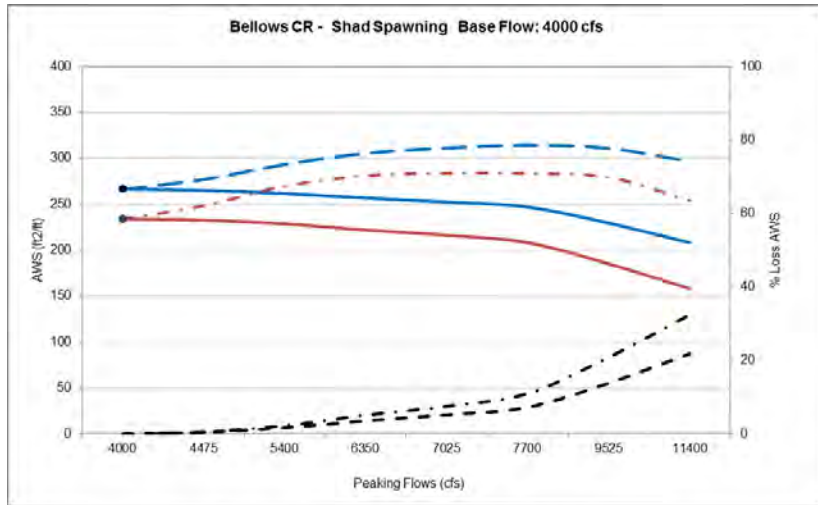




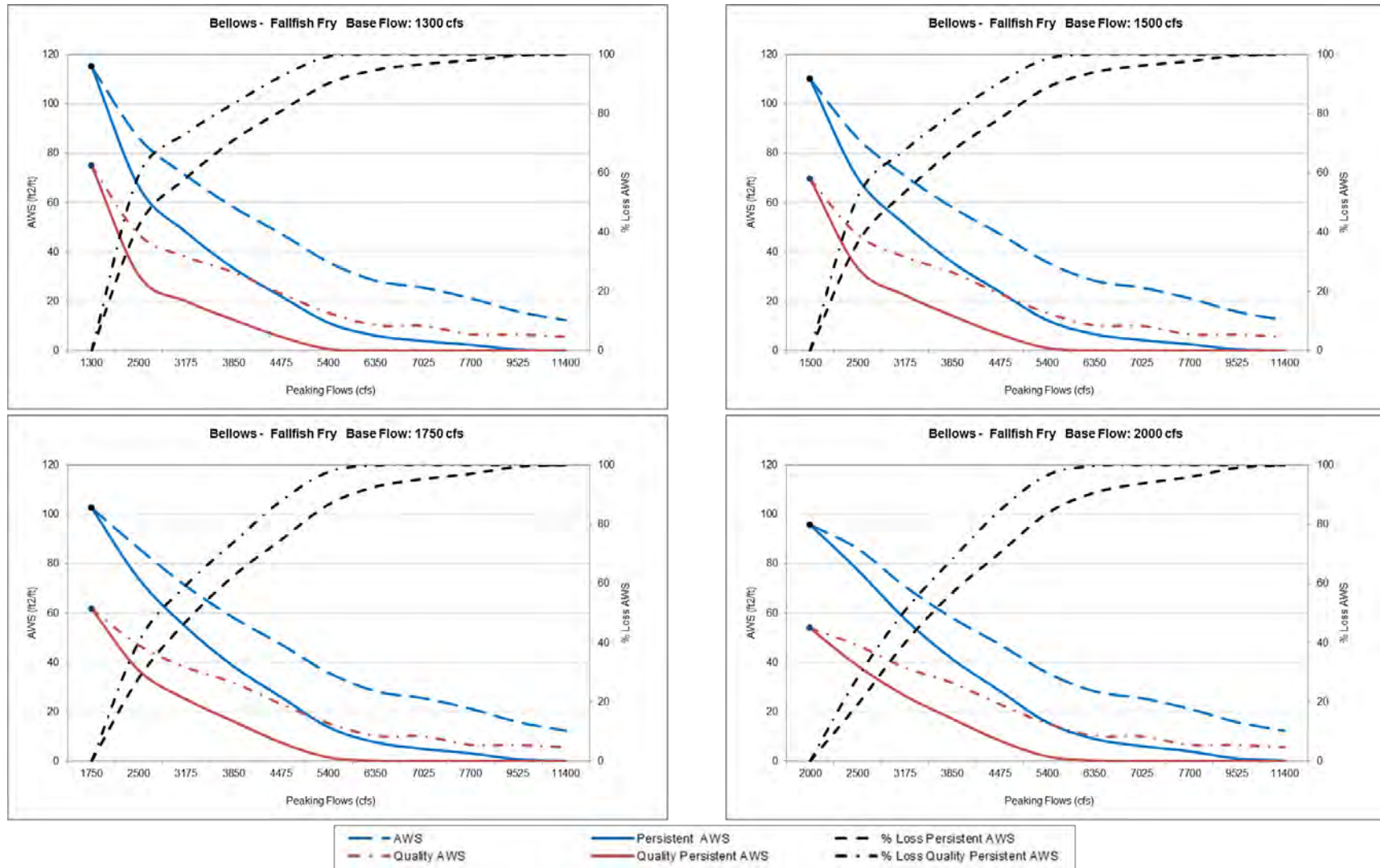
Bellows Falls CR American Shad spawning persistent and persistent quality habitat.

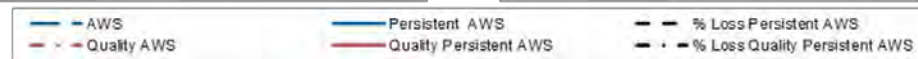
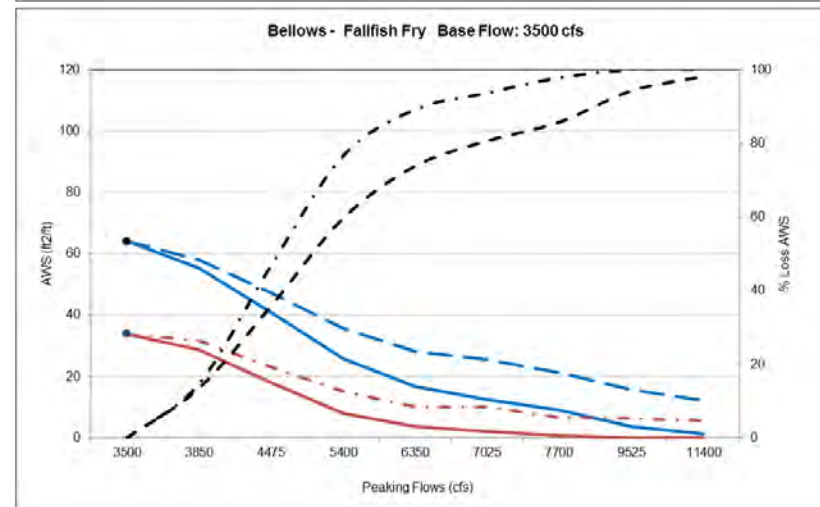
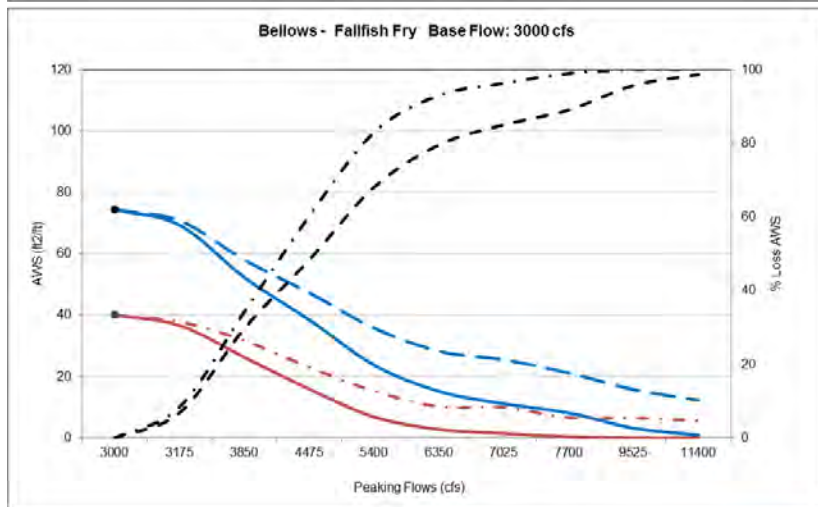
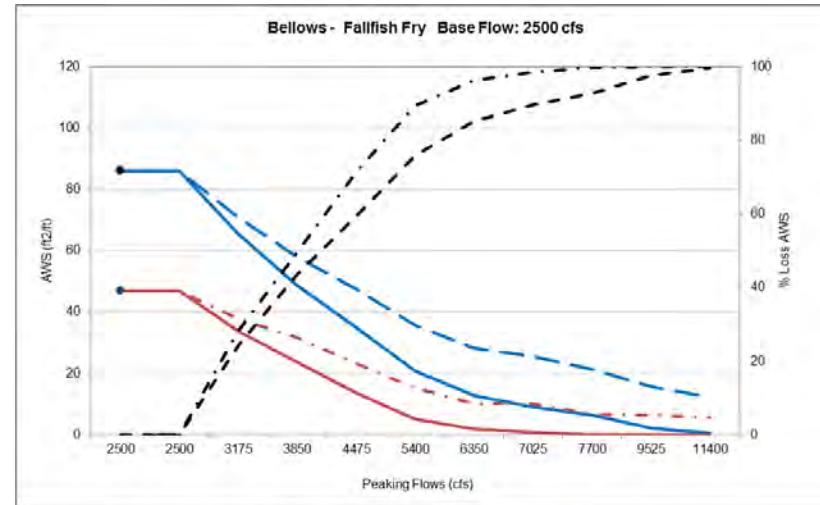
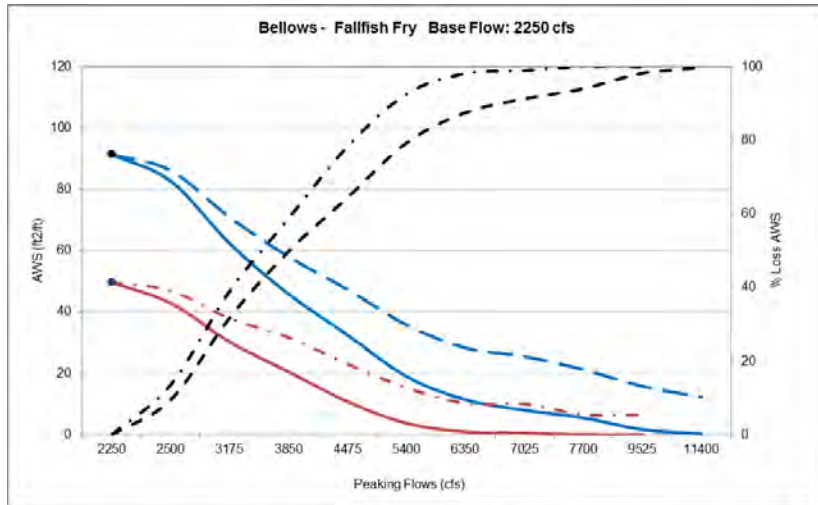


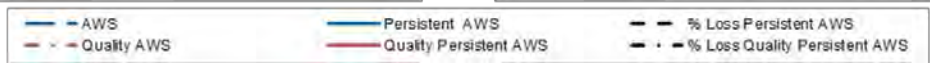
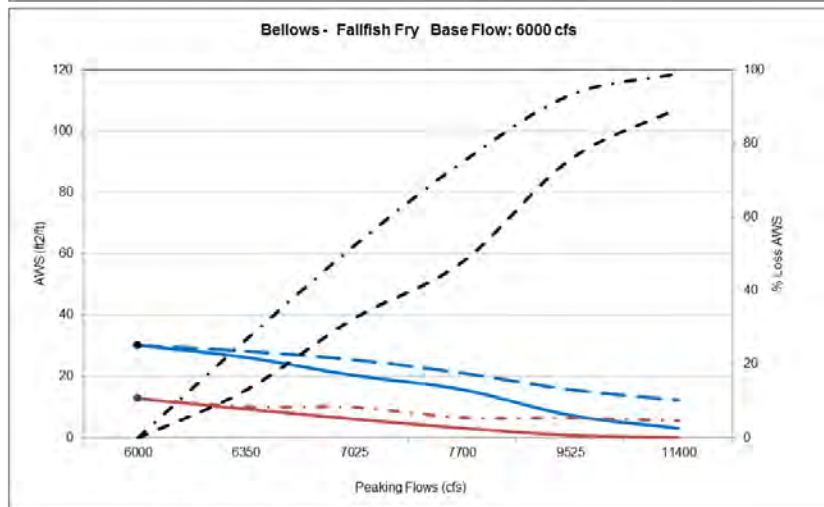
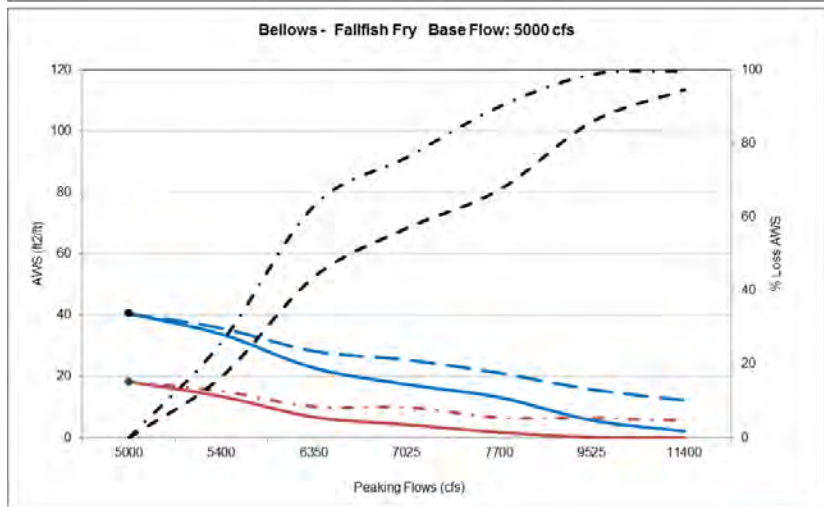
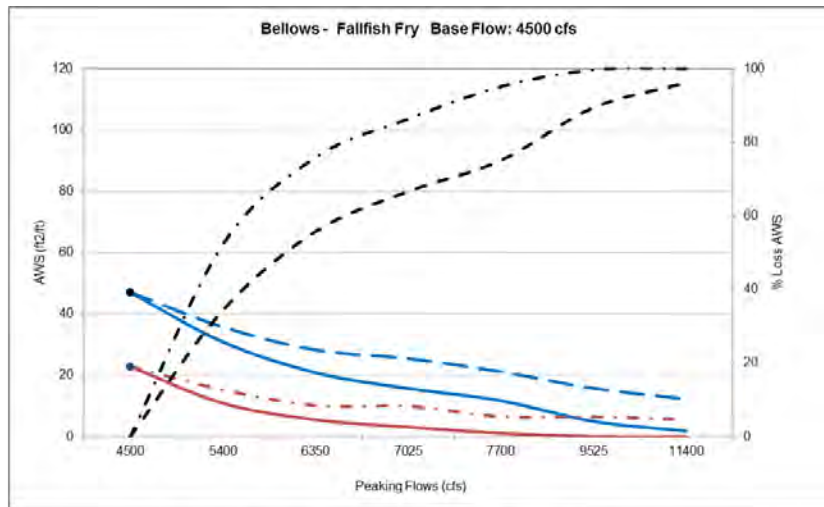
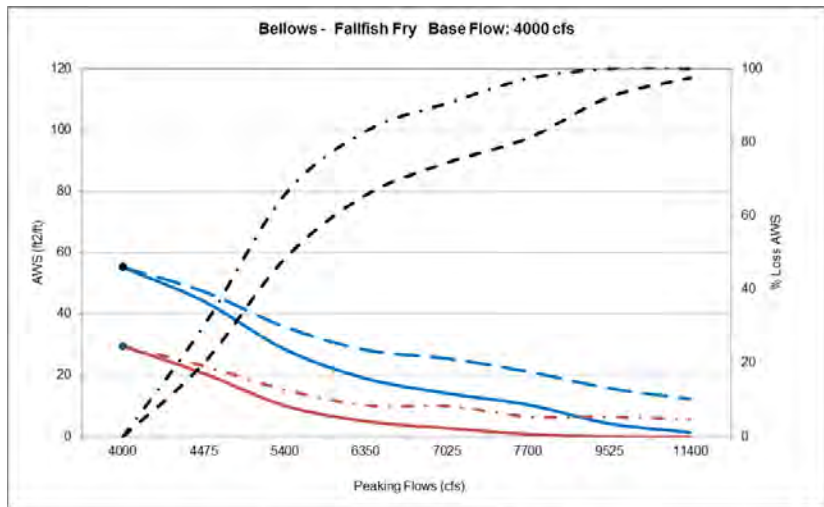




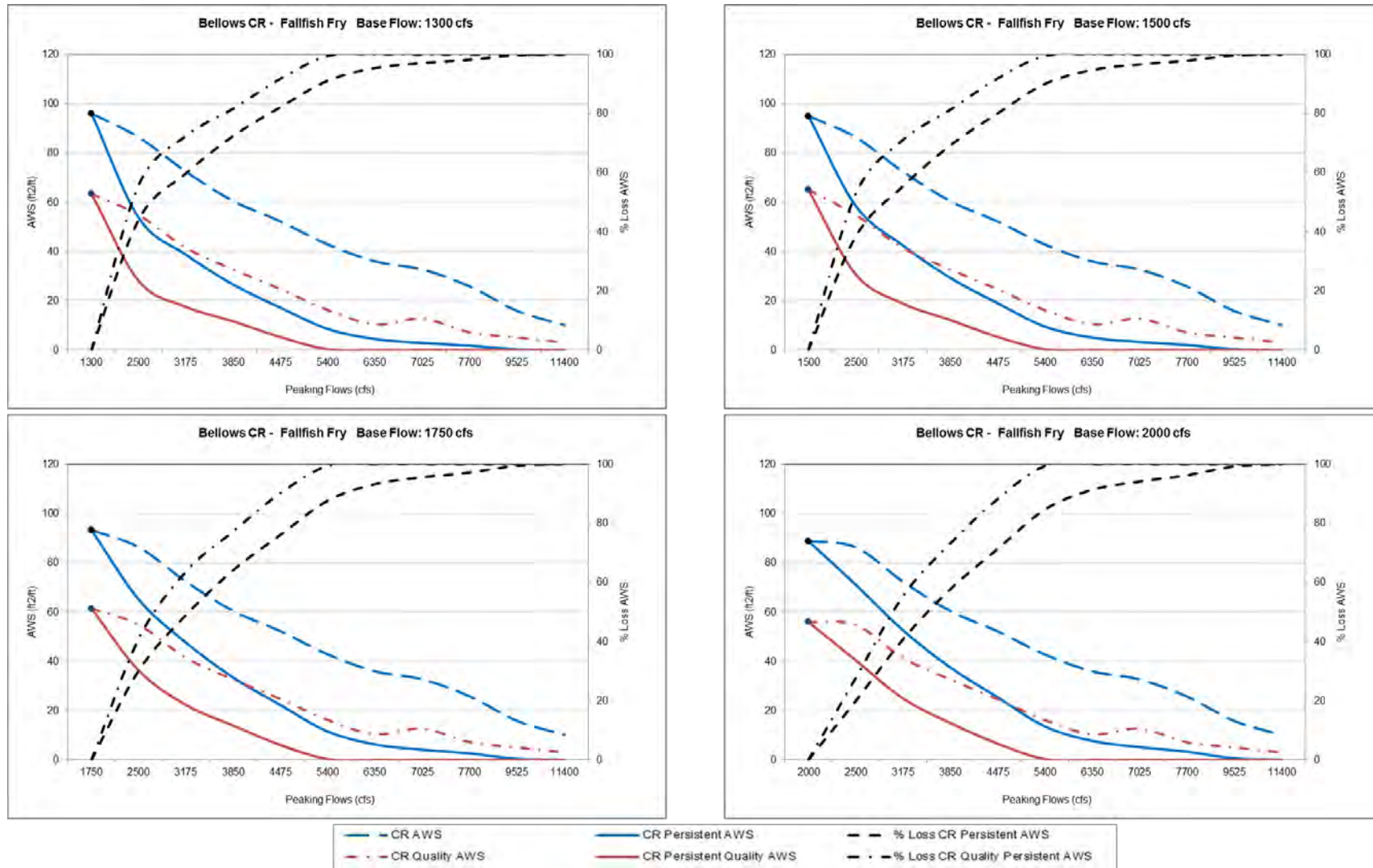
Bellows Falls Fallfish fry persistent and persistent quality habitat.

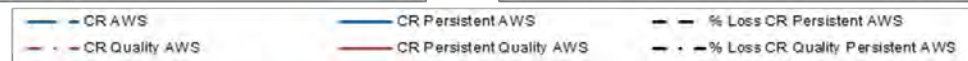
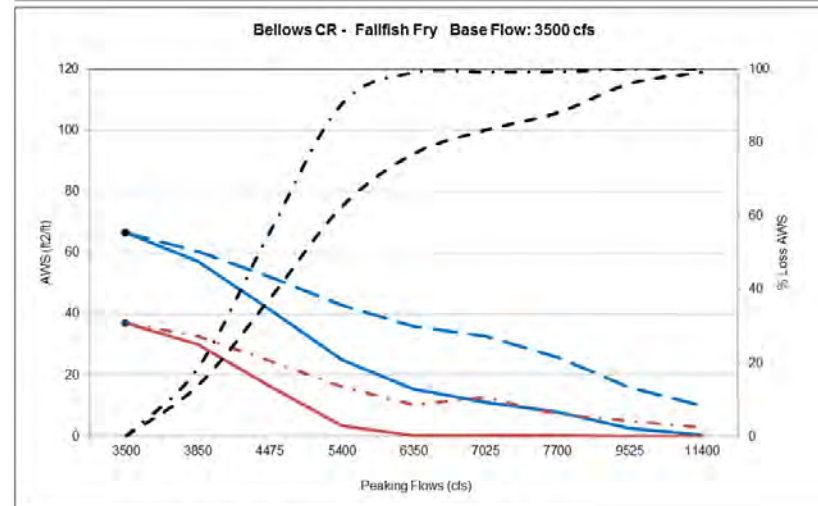
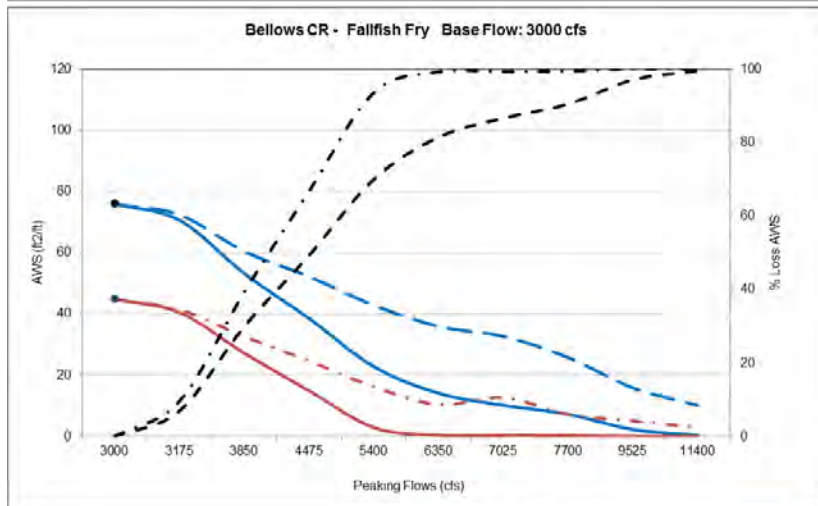
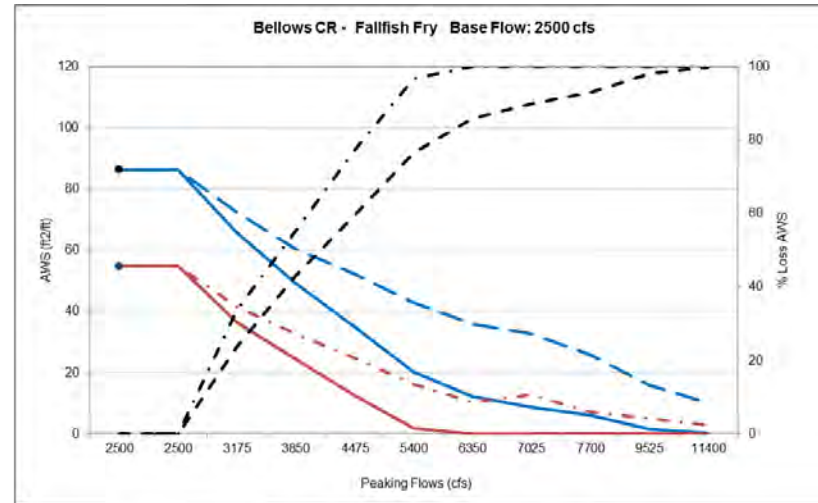
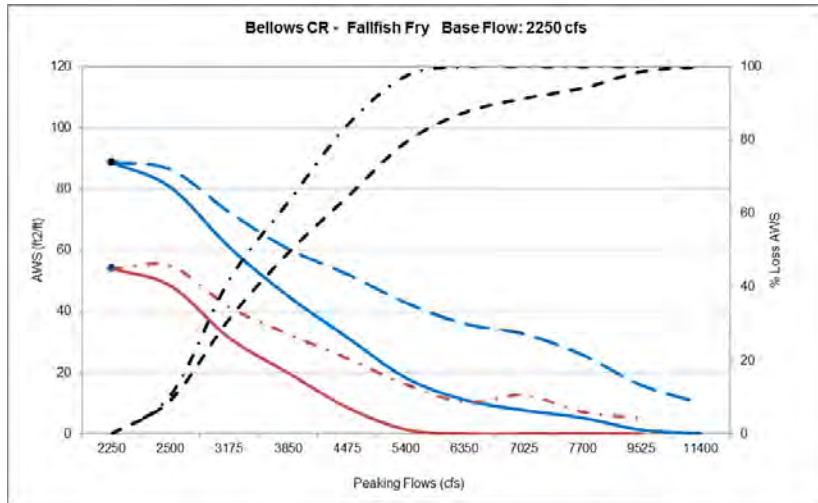


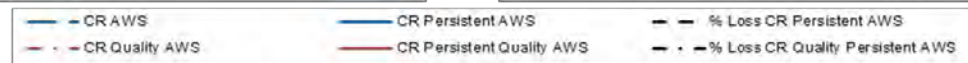
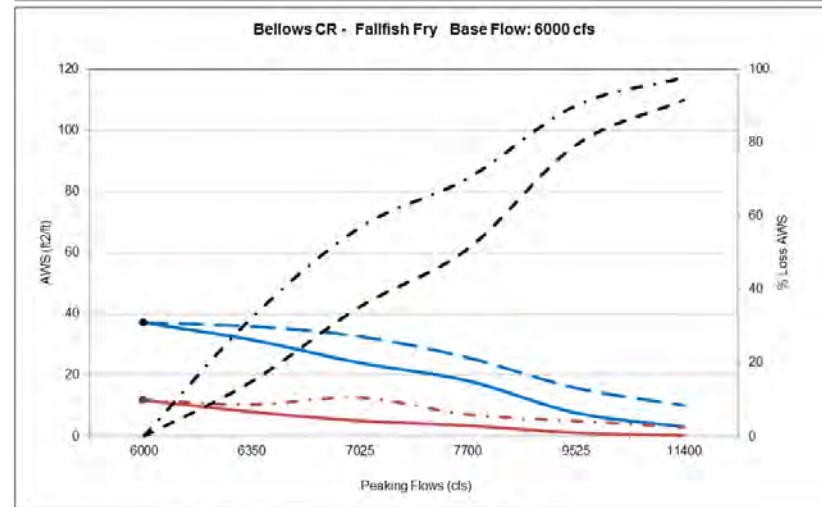
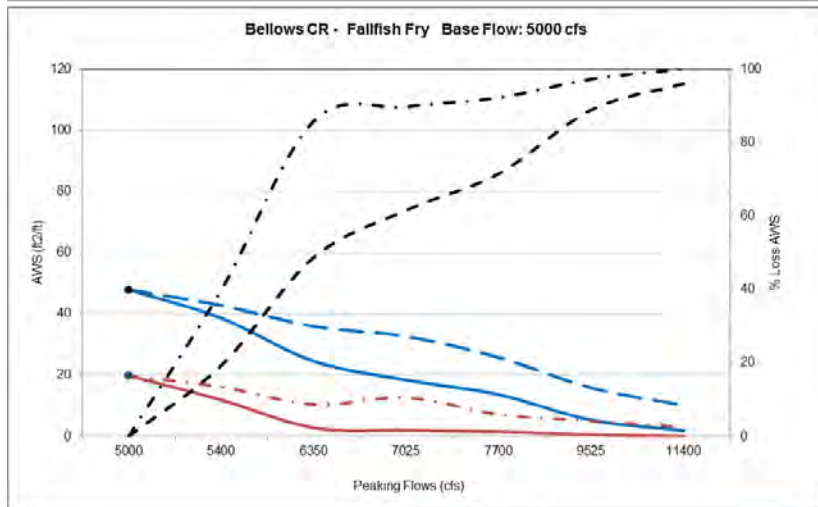
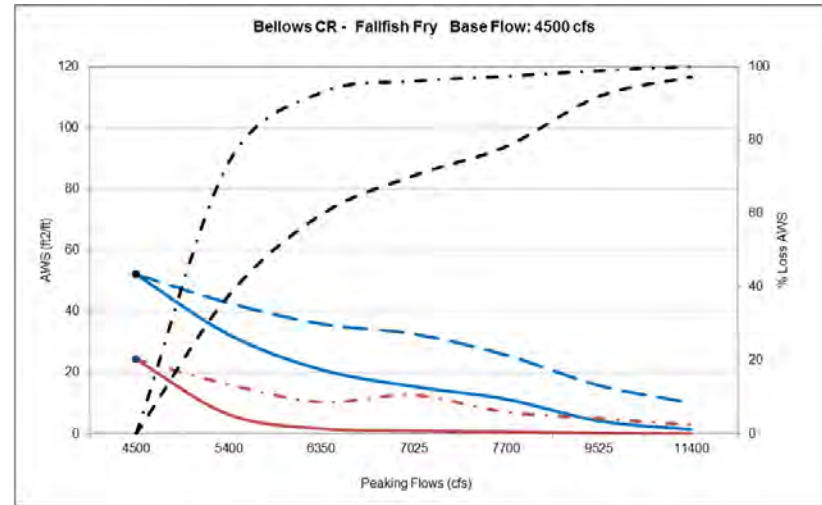
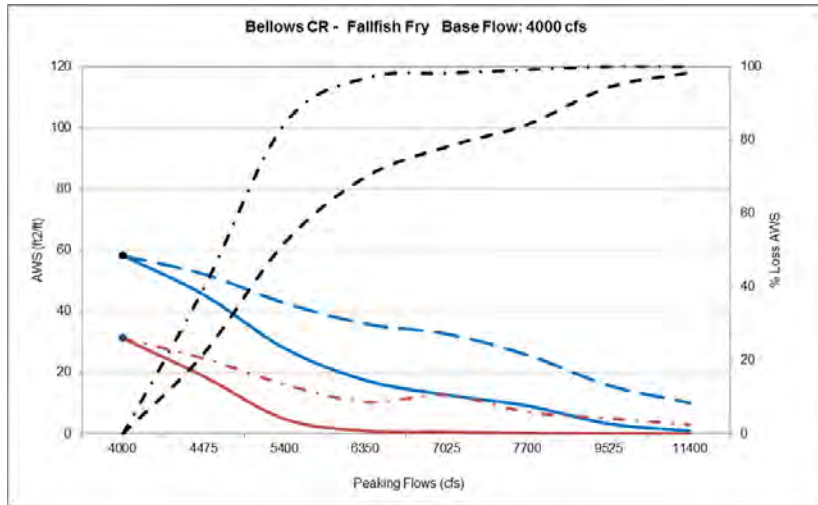




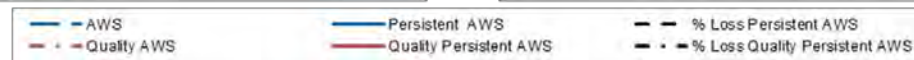
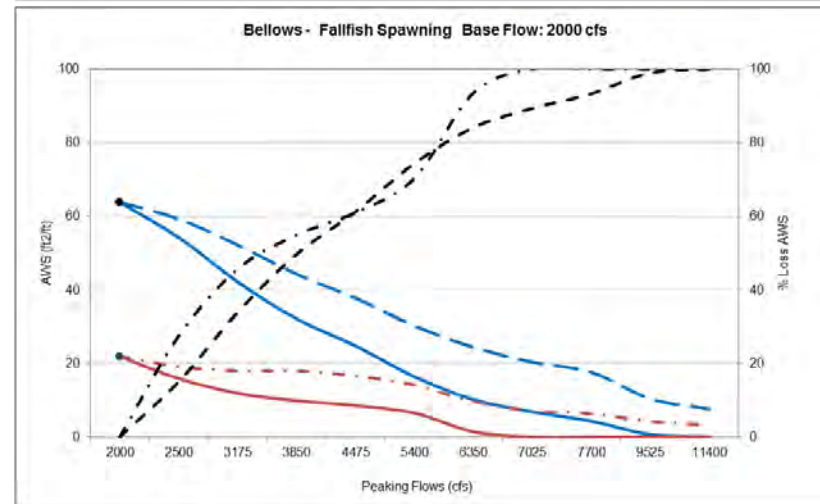
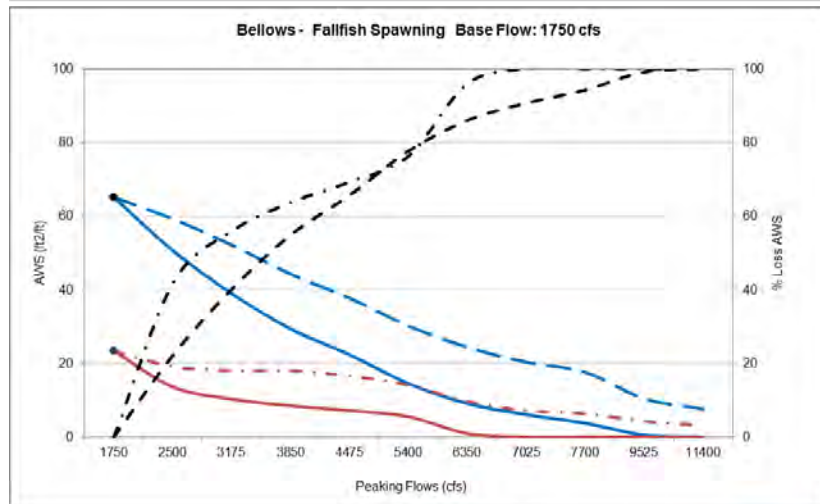
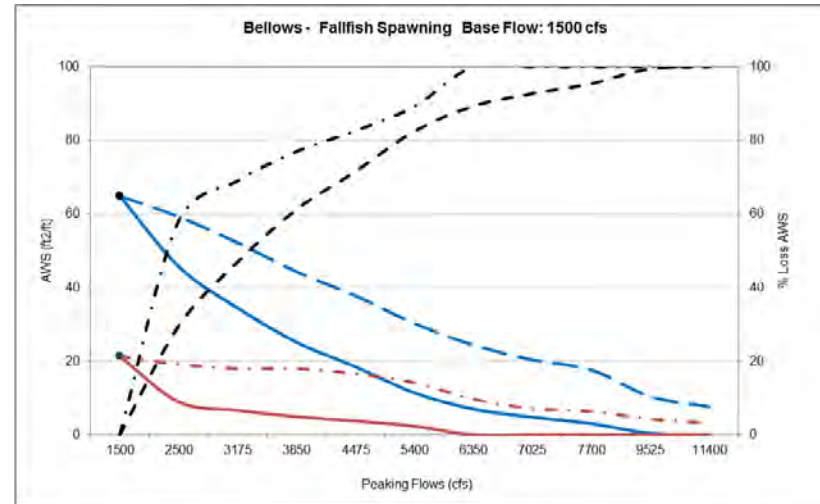
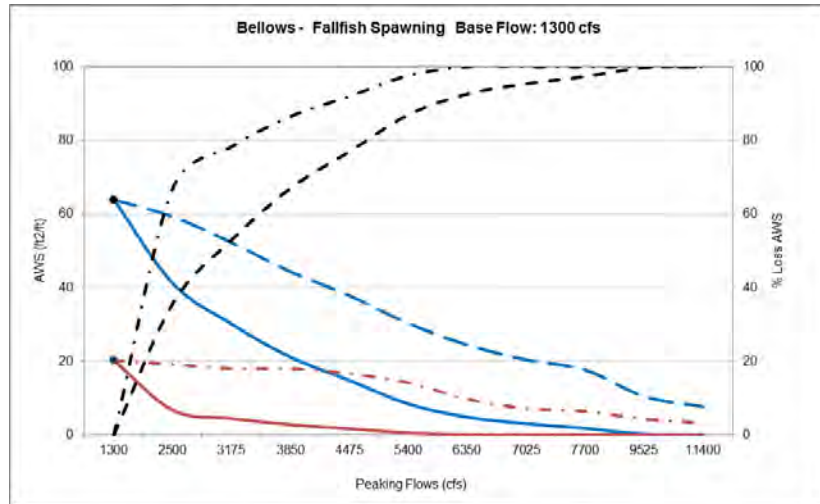
Bellows Falls CR Fallfish fry persistent and persistent quality habitat.

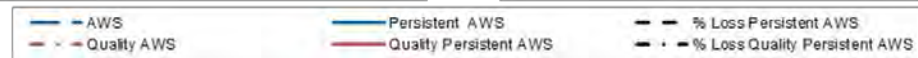
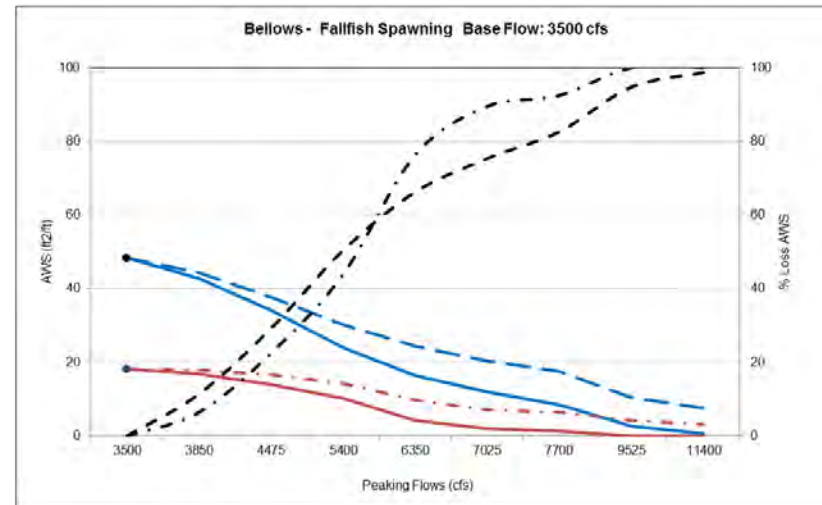
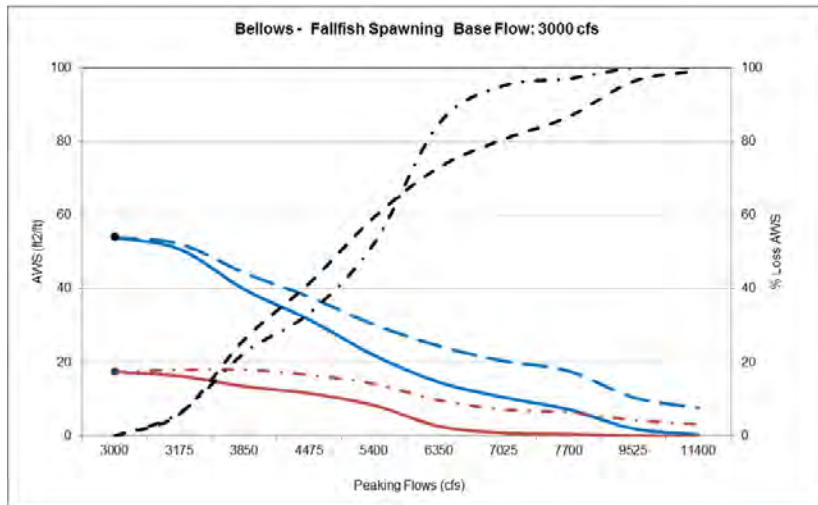
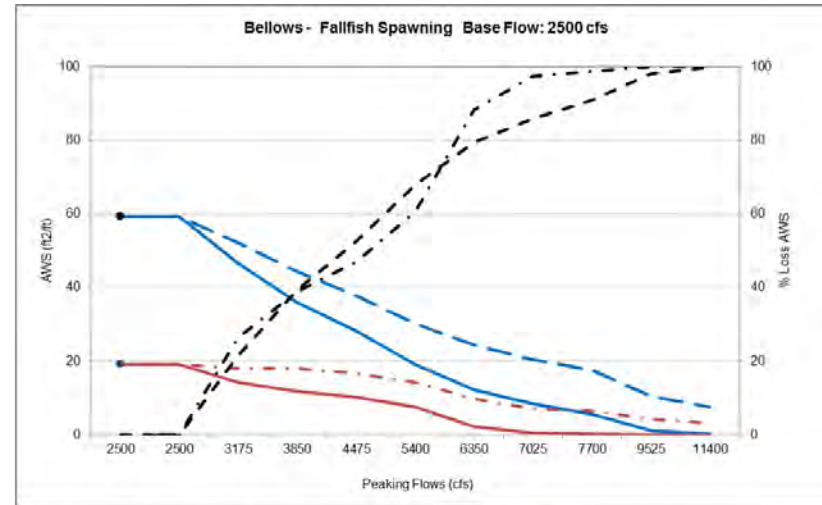
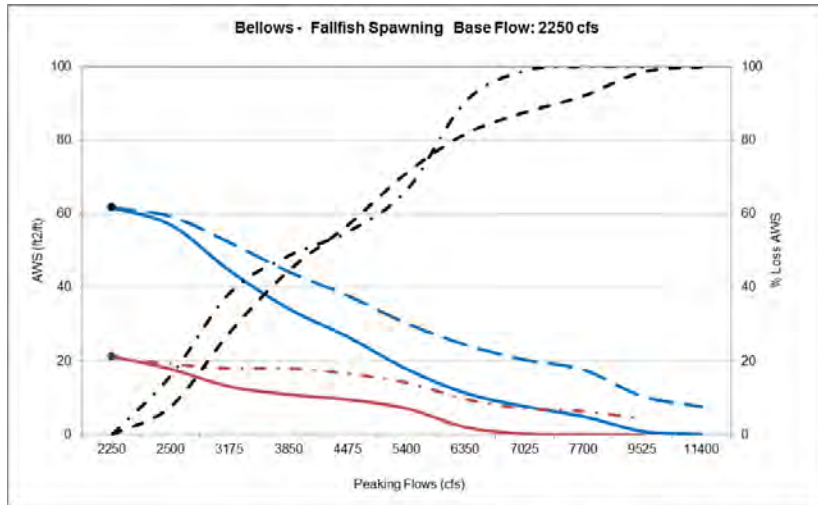


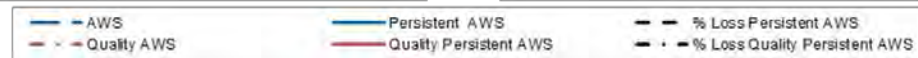
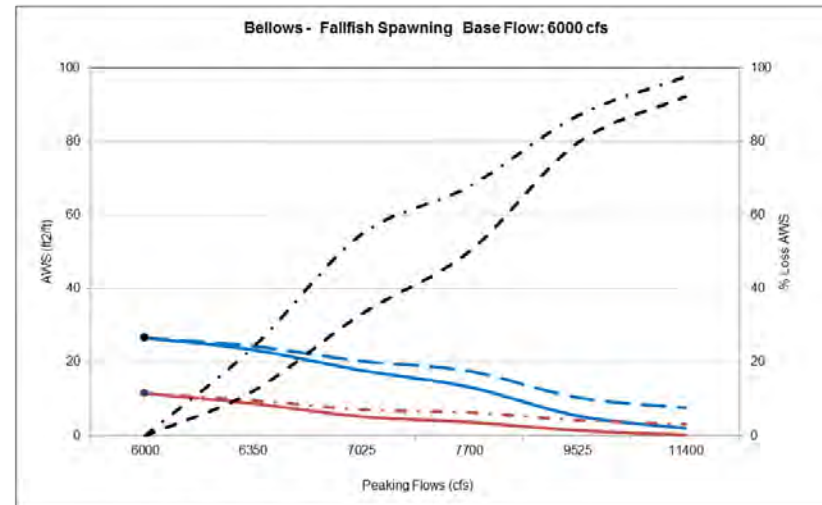
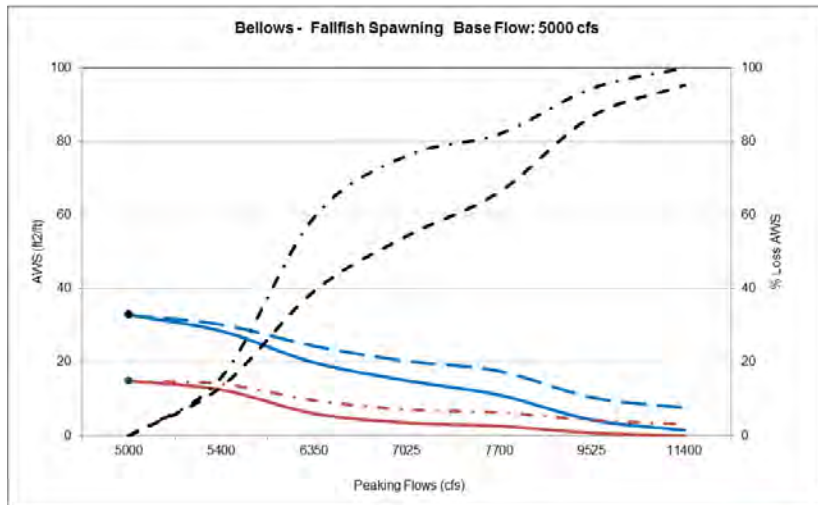
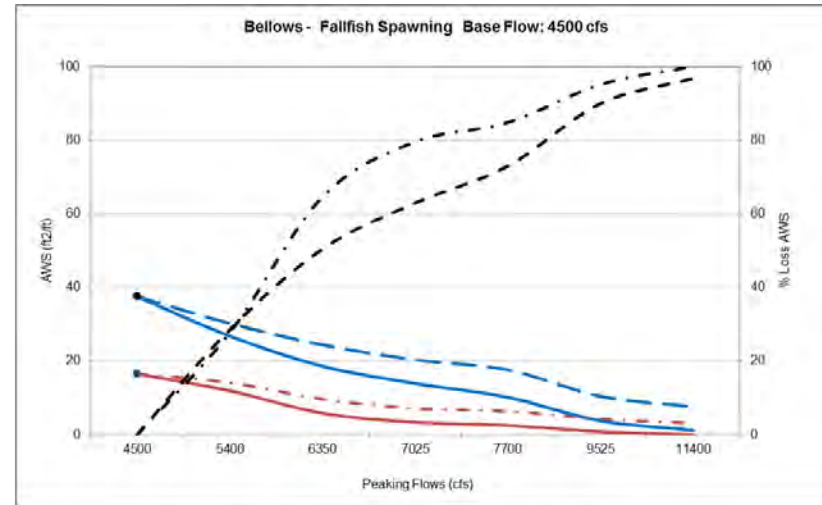
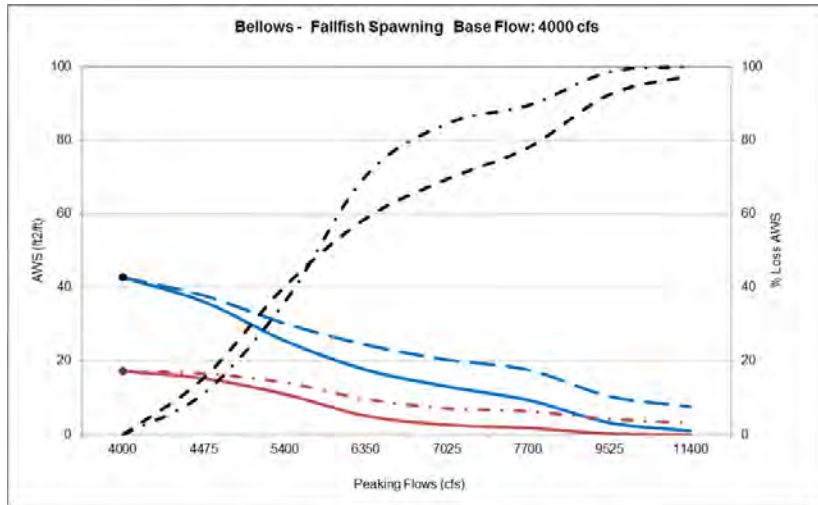




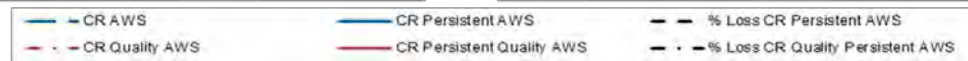
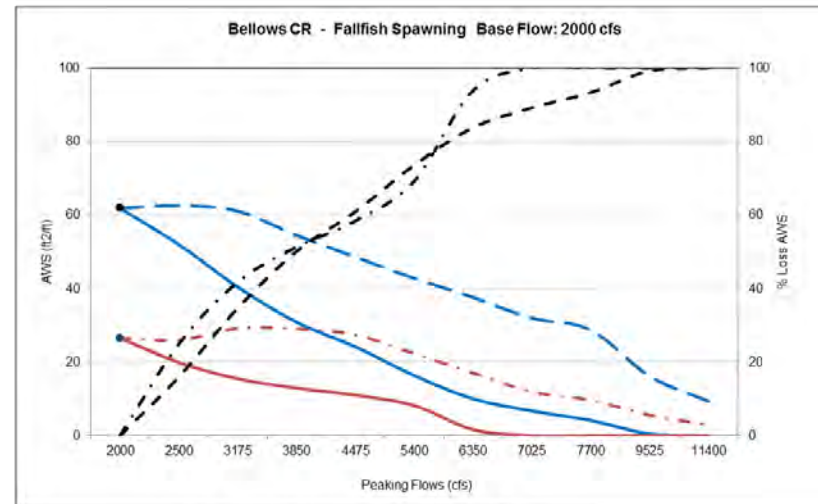
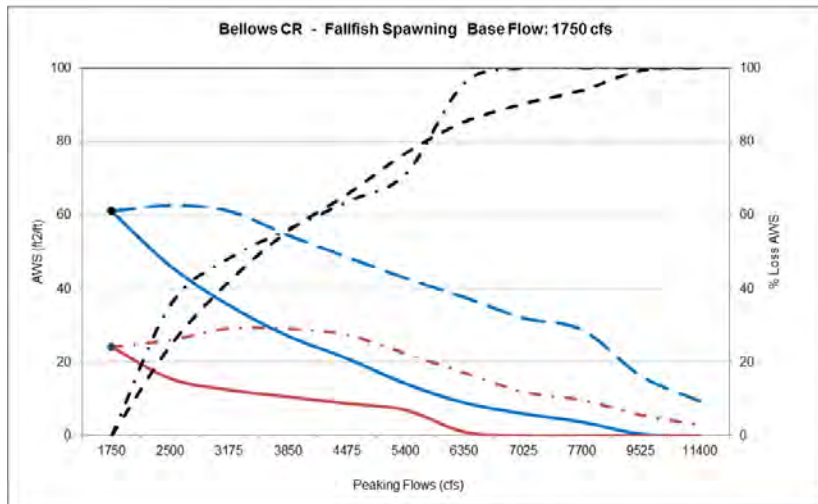
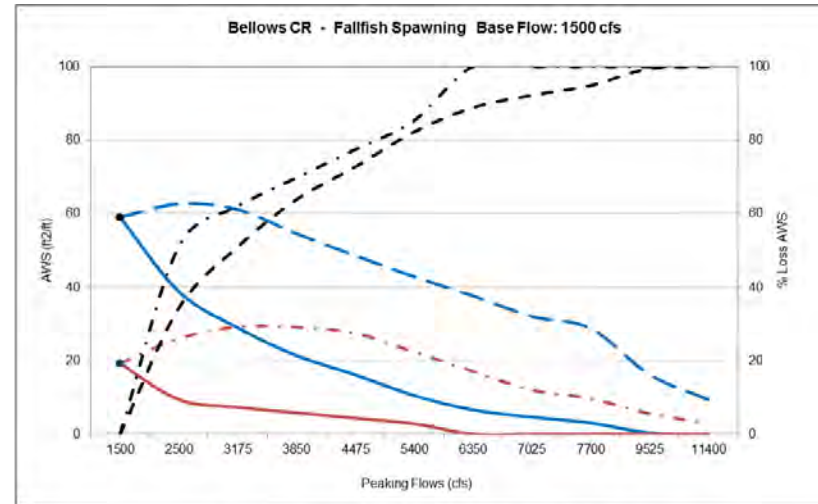
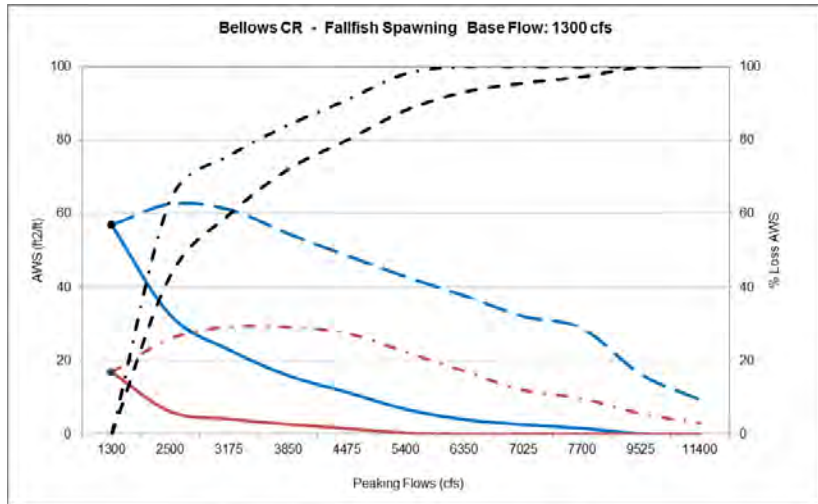
Bellows Falls Fallfish spawning persistent and persistent quality habitat.

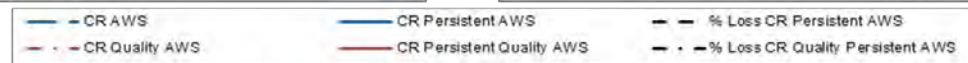
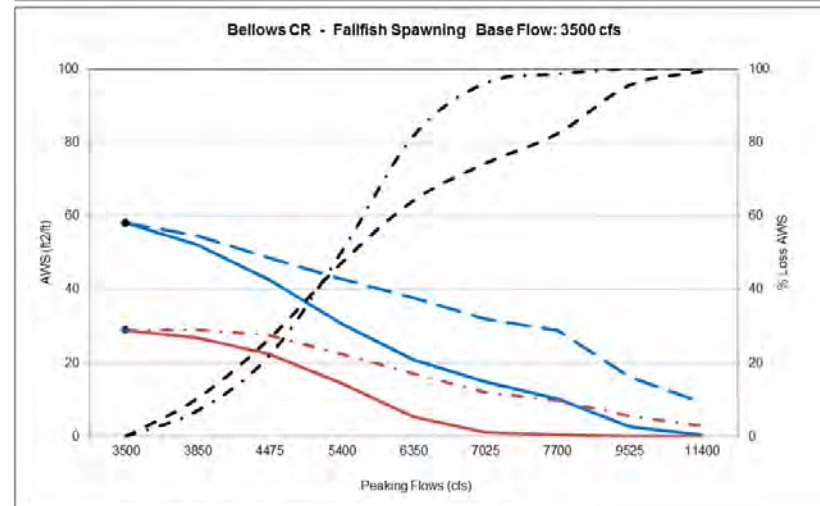
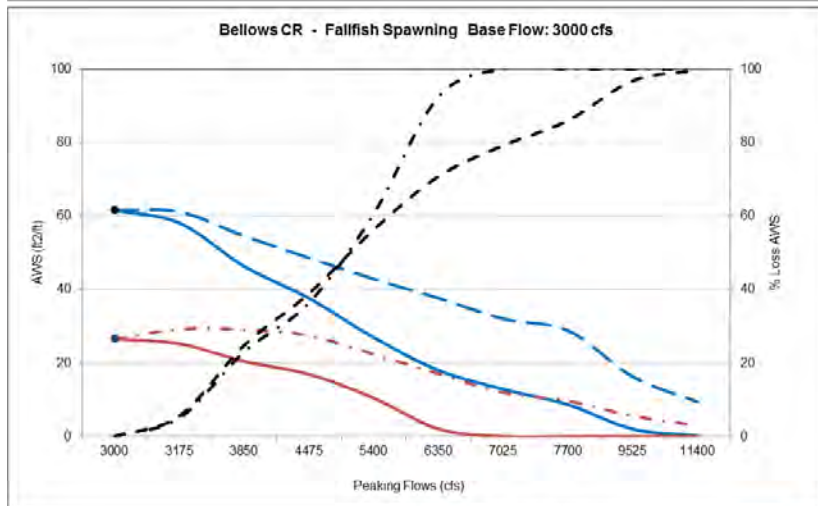
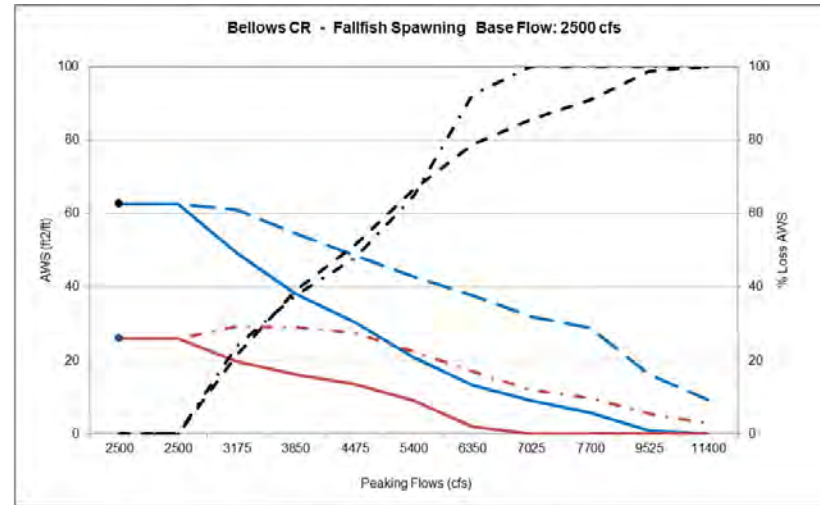
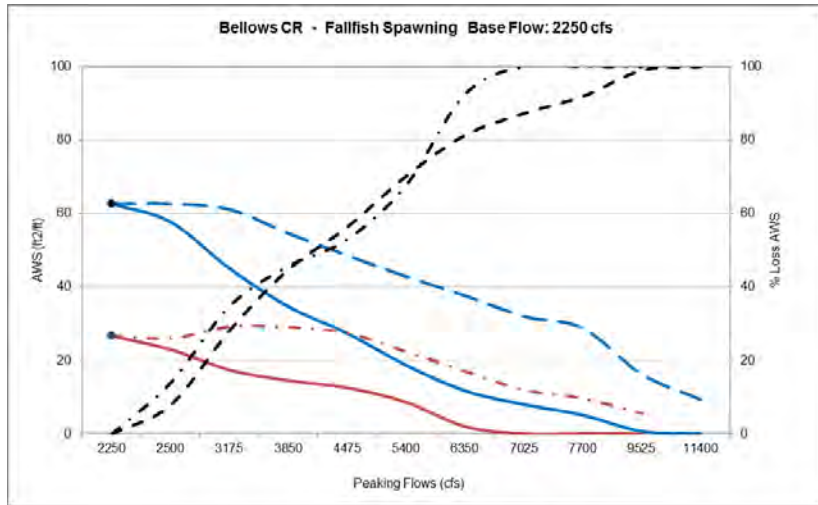


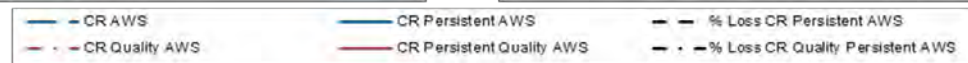
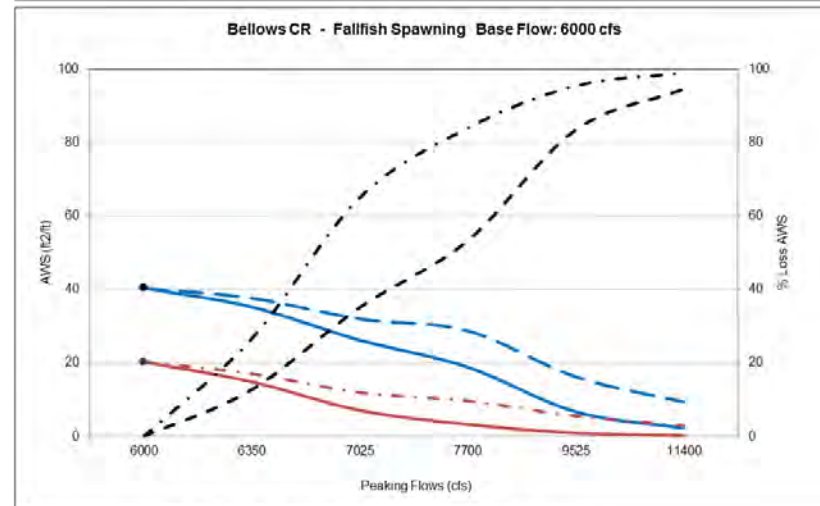
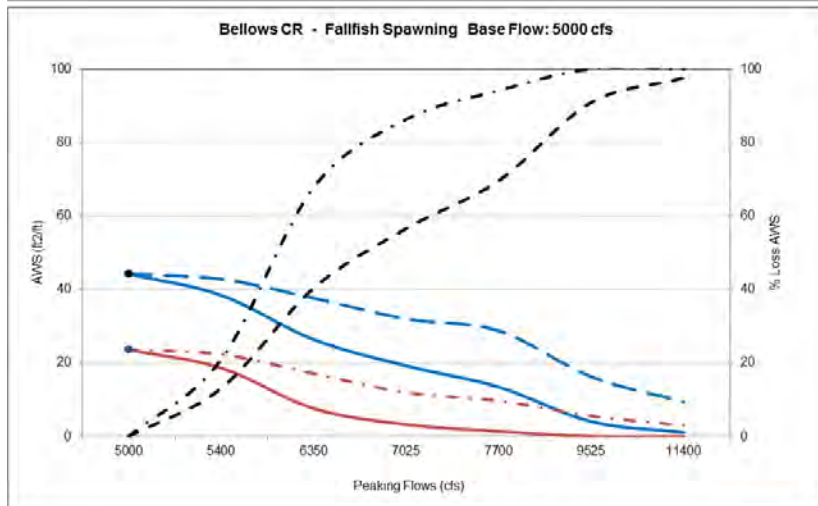
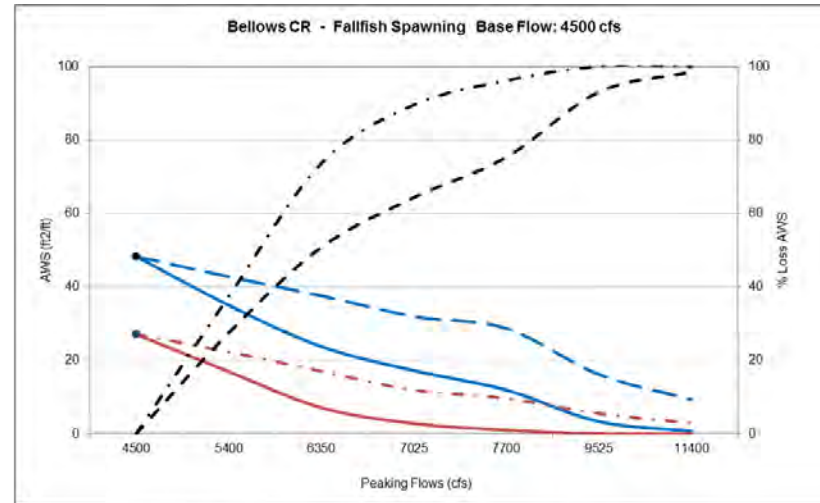
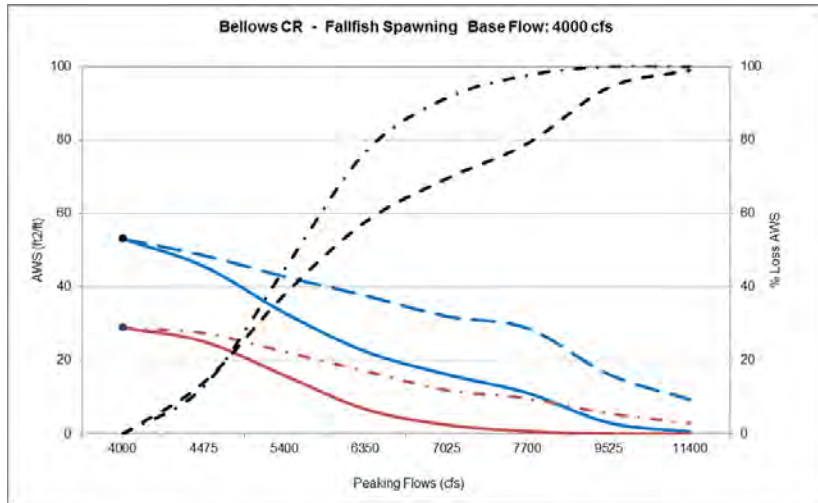




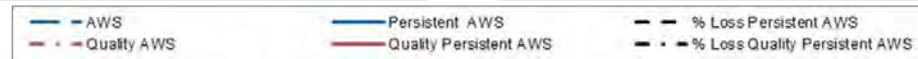
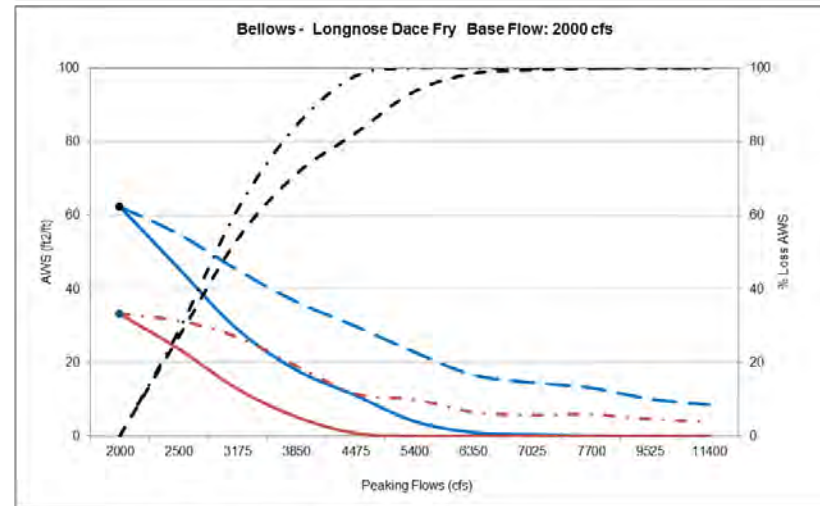
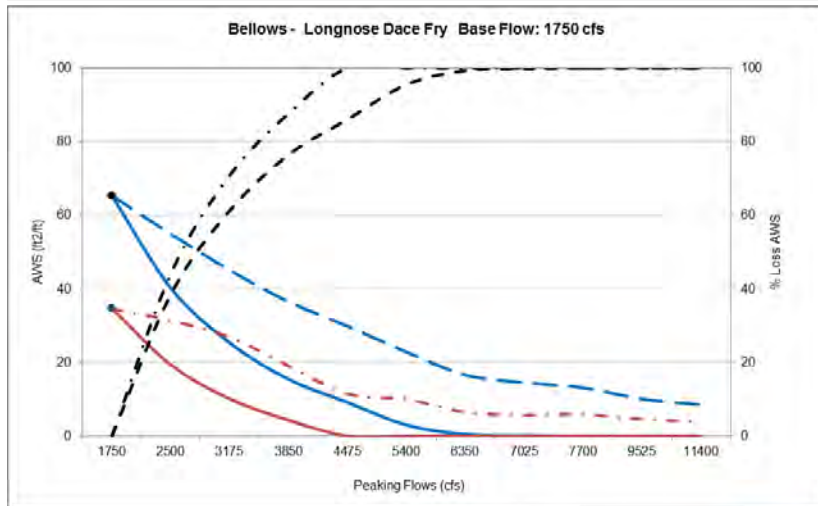
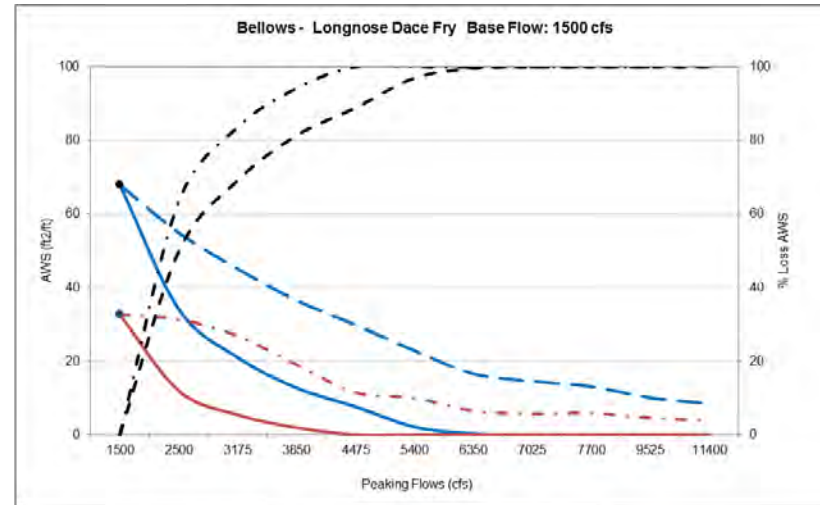
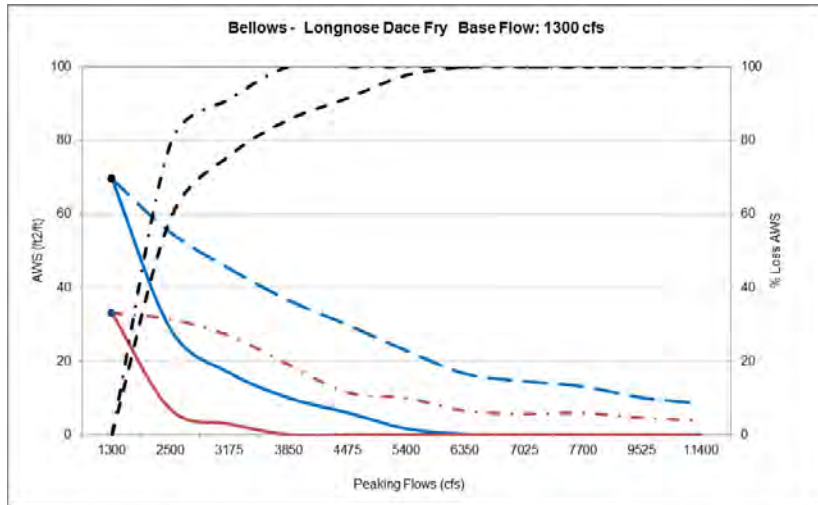
Bellows Falls CR Fallfish spawning persistent and persistent quality habitat.

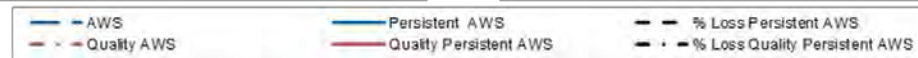
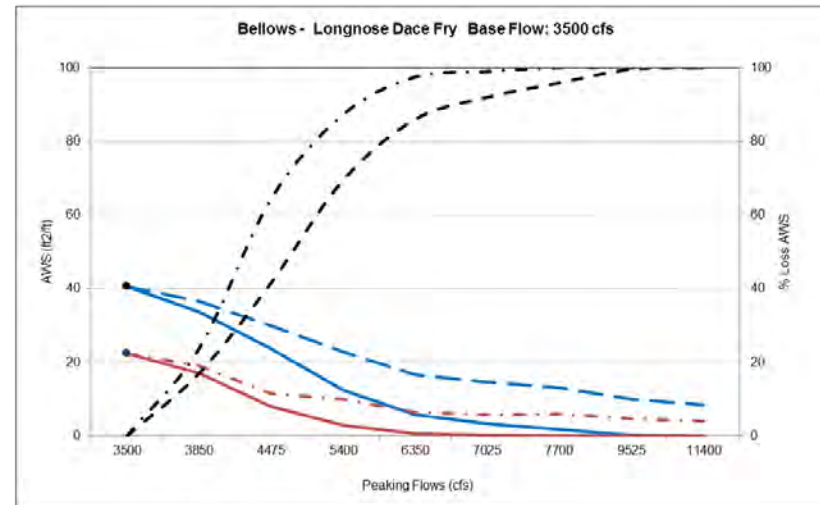
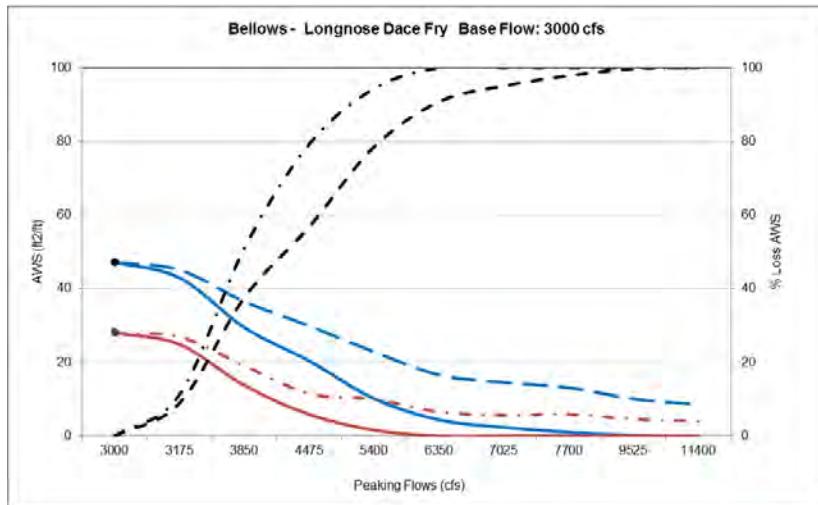
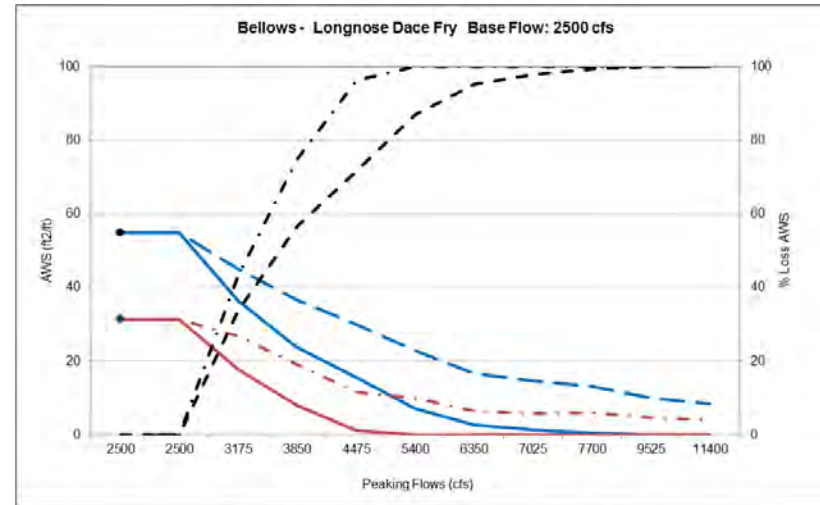
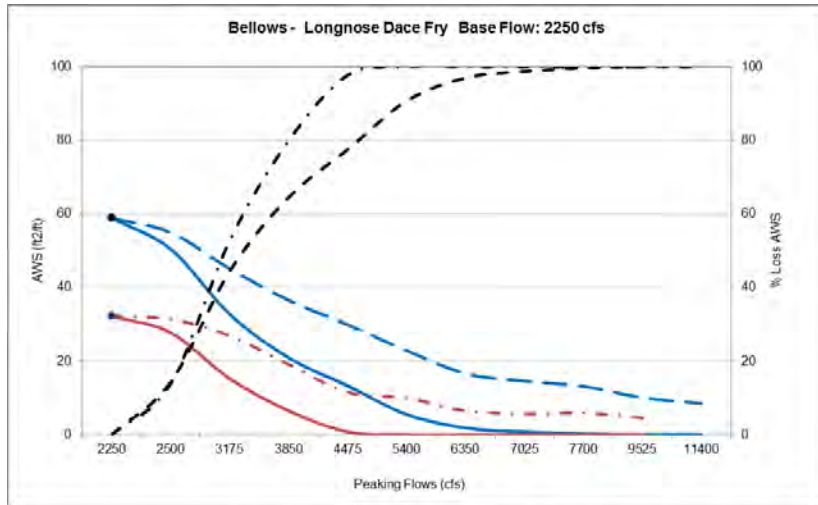


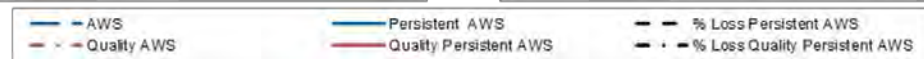
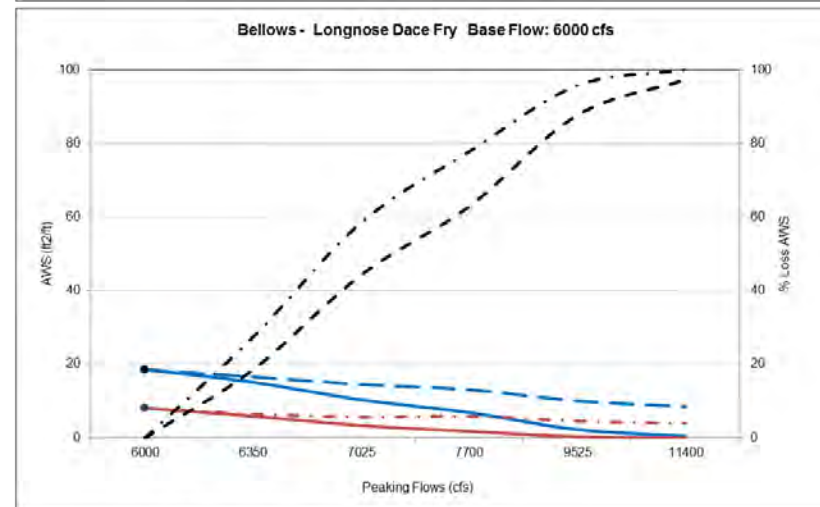
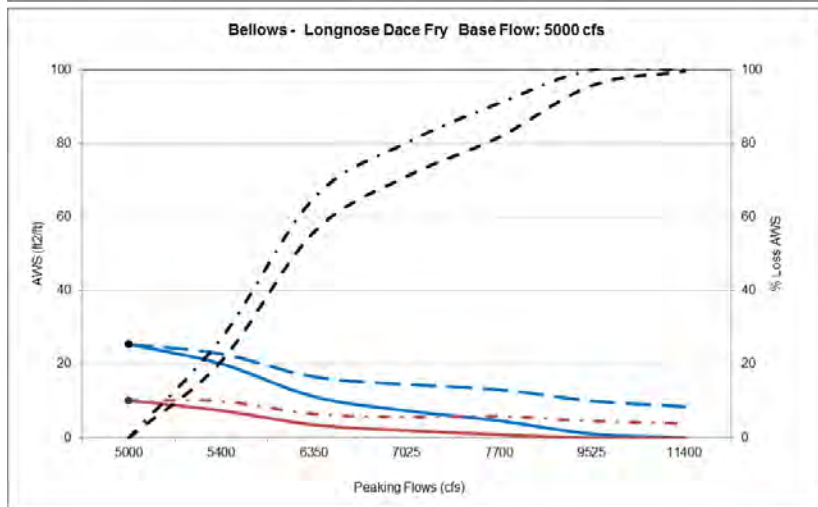
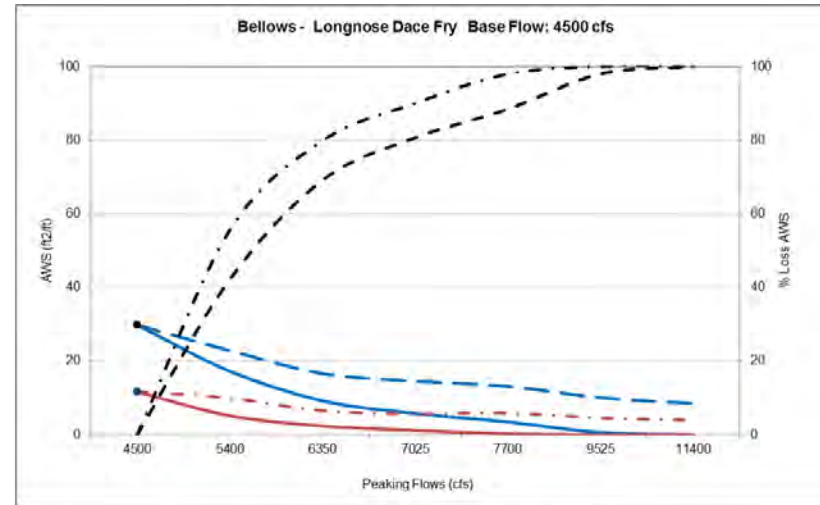
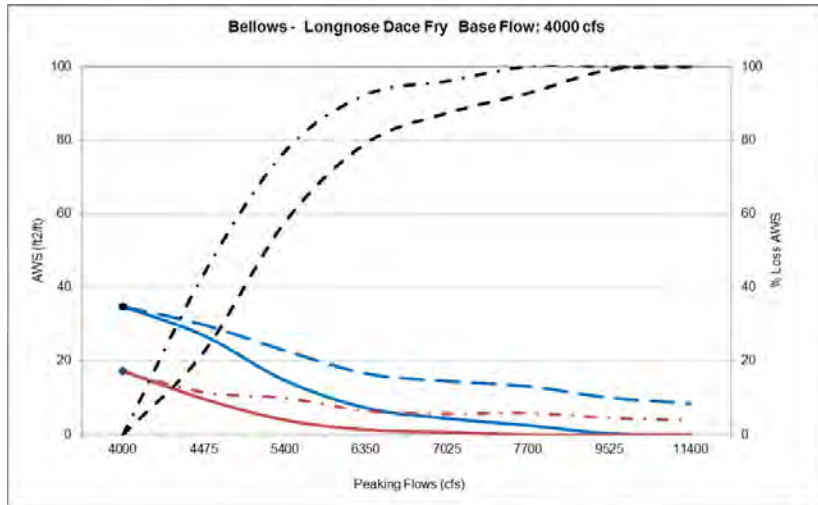




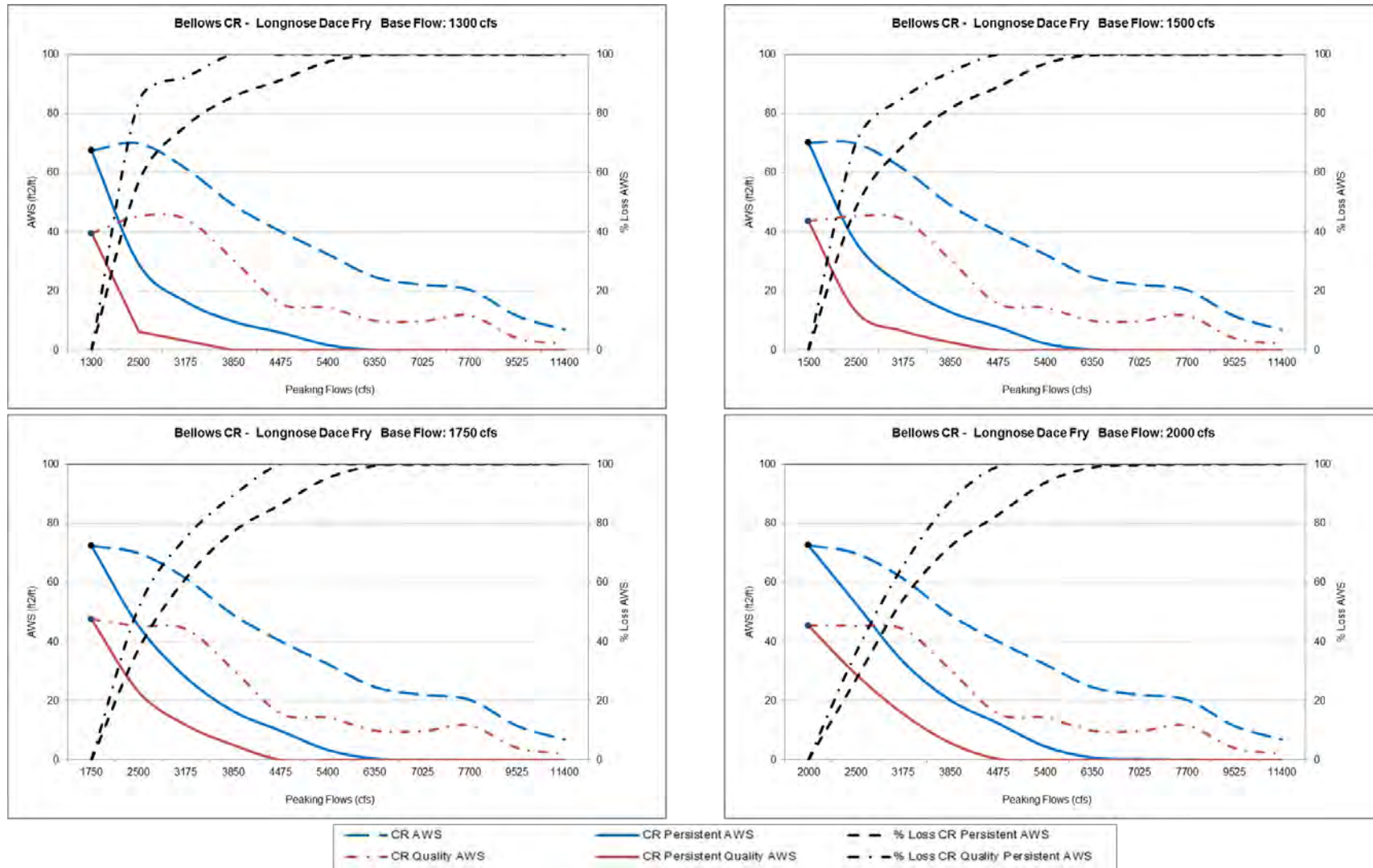
Bellows Falls Longnose Dace fry persistent and persistent quality habitat.

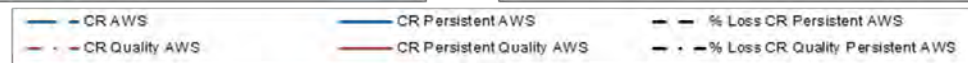
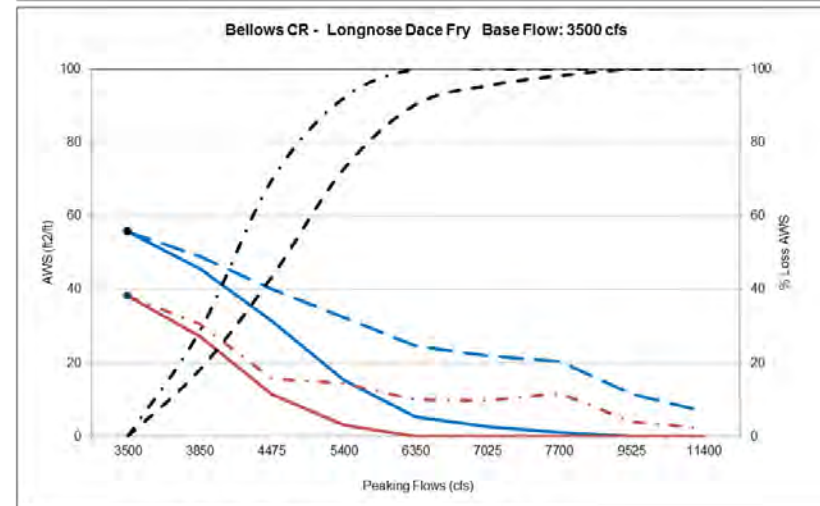
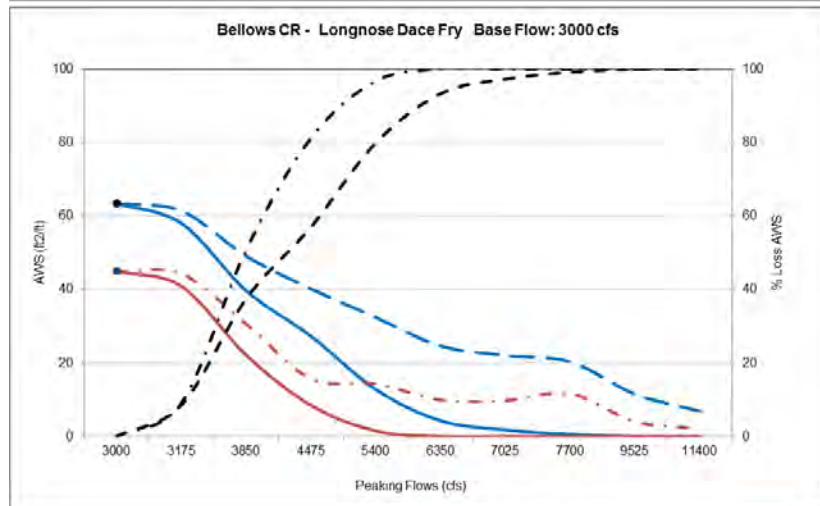
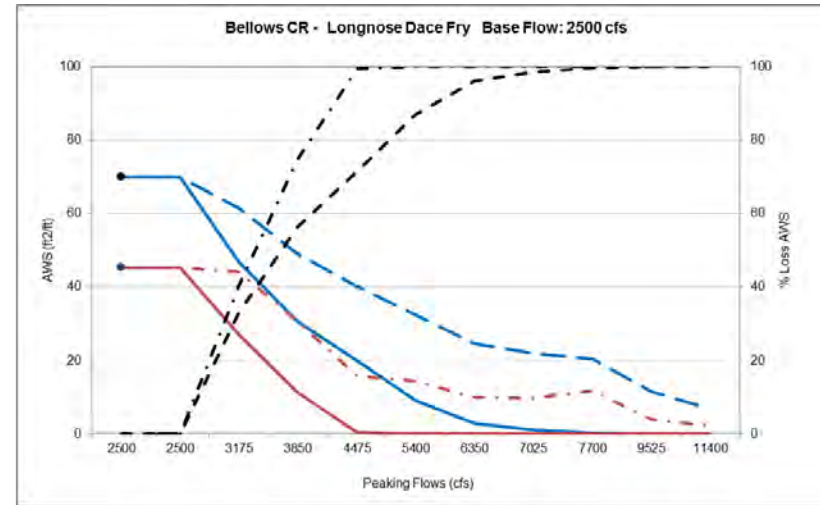
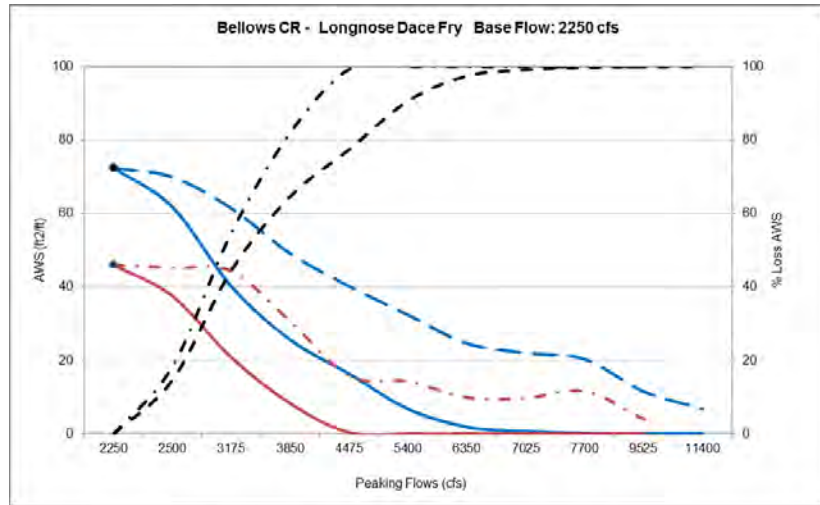


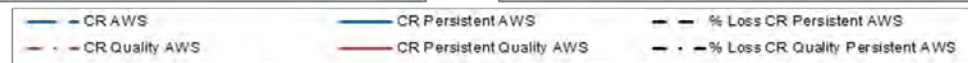
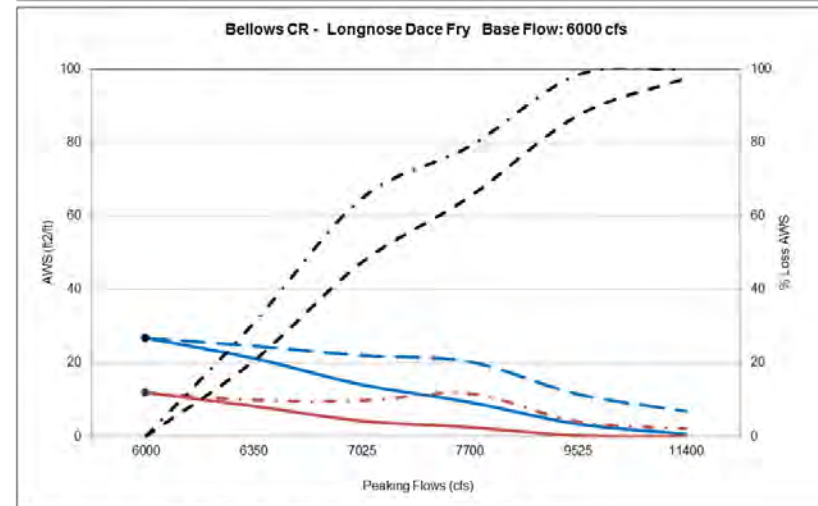
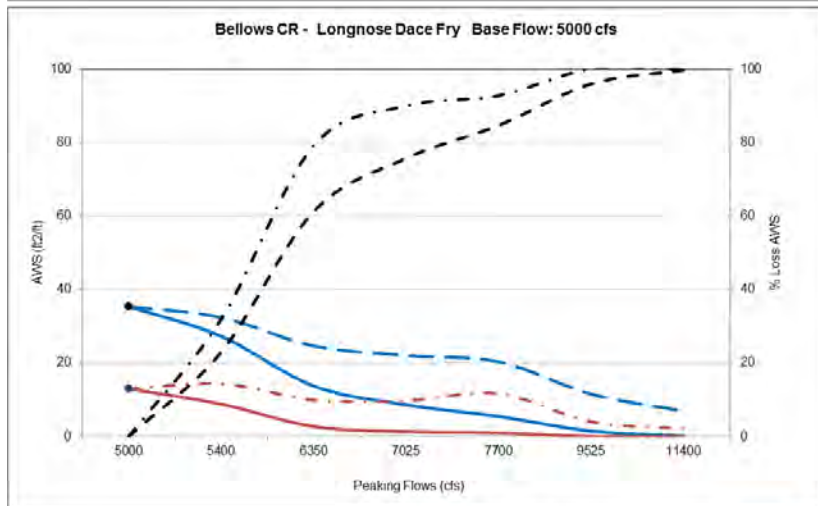
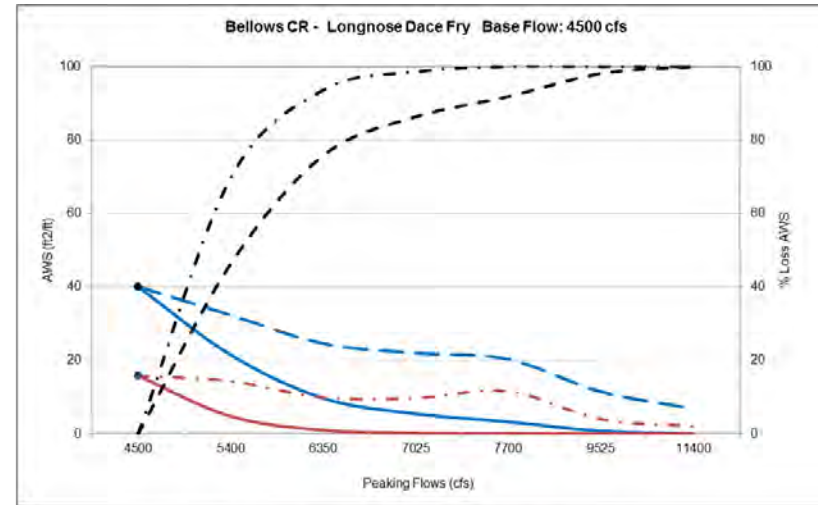
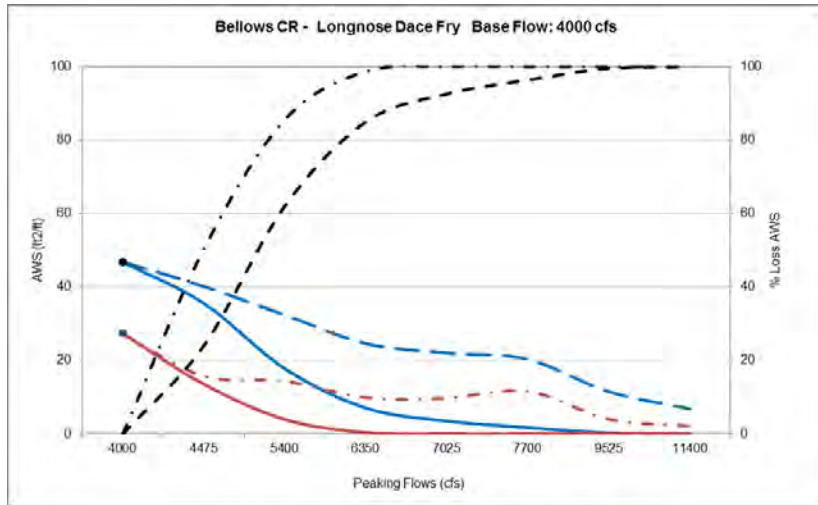




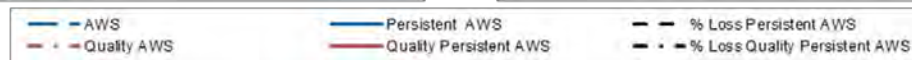
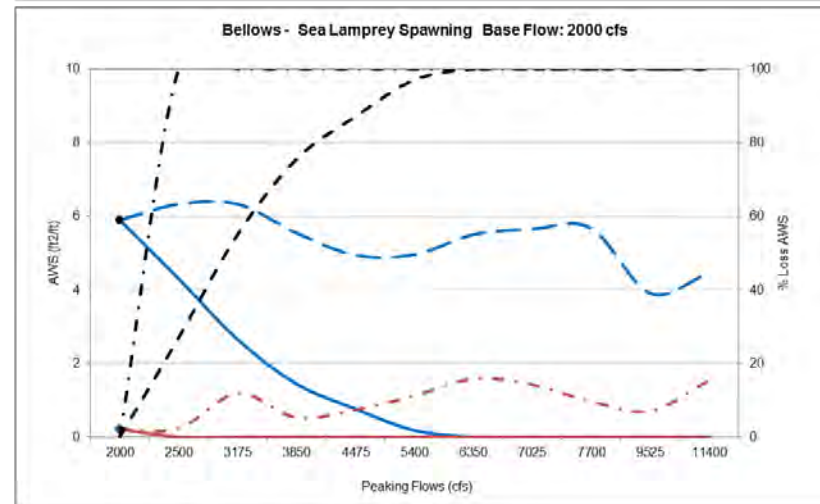
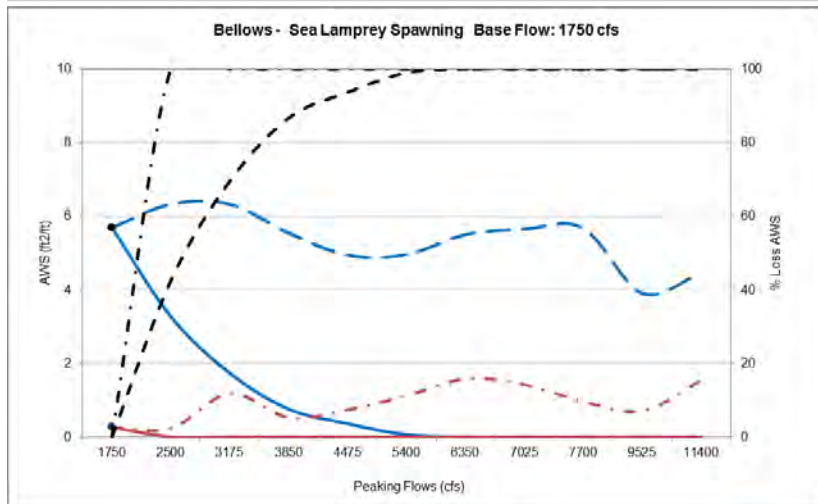
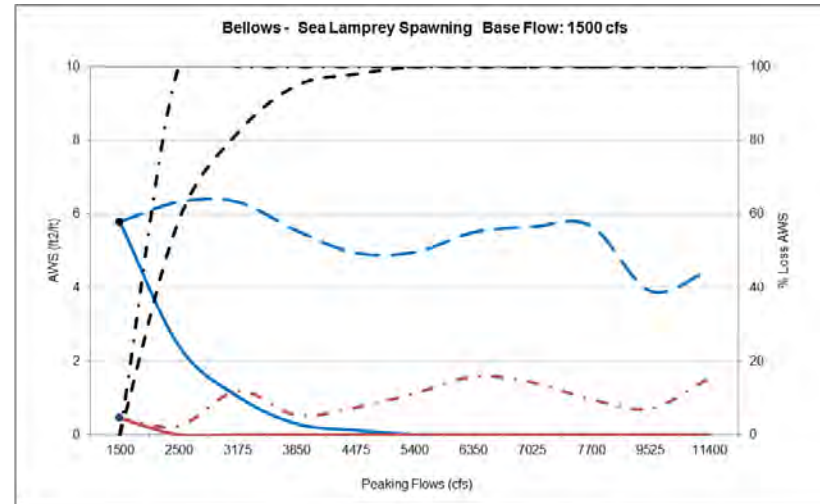
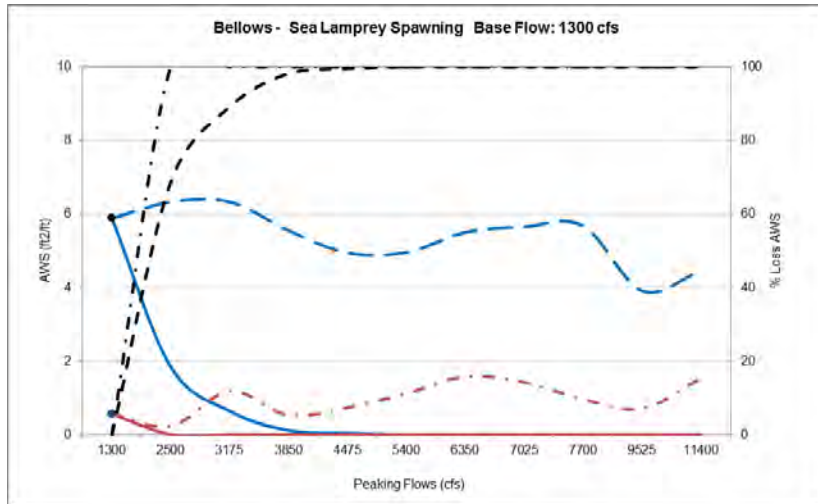
Bellows Falls CR Longnose Dace fry persistent and persistent quality habitat.

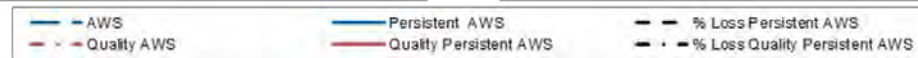
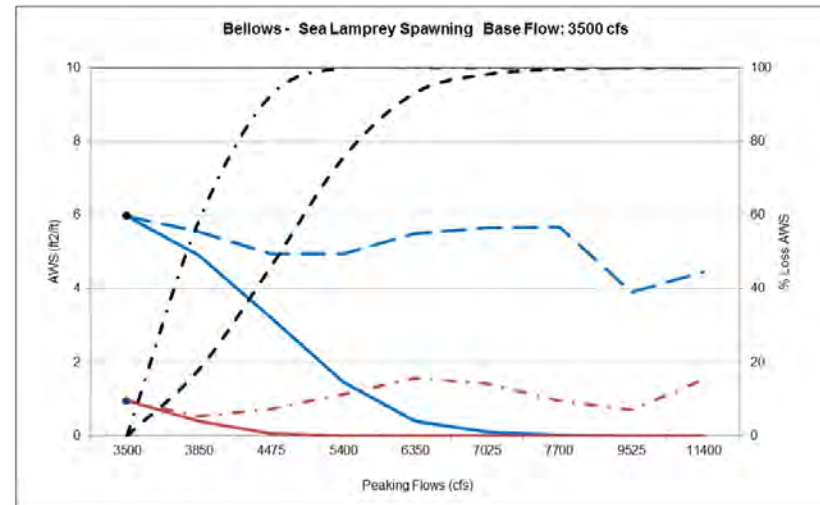
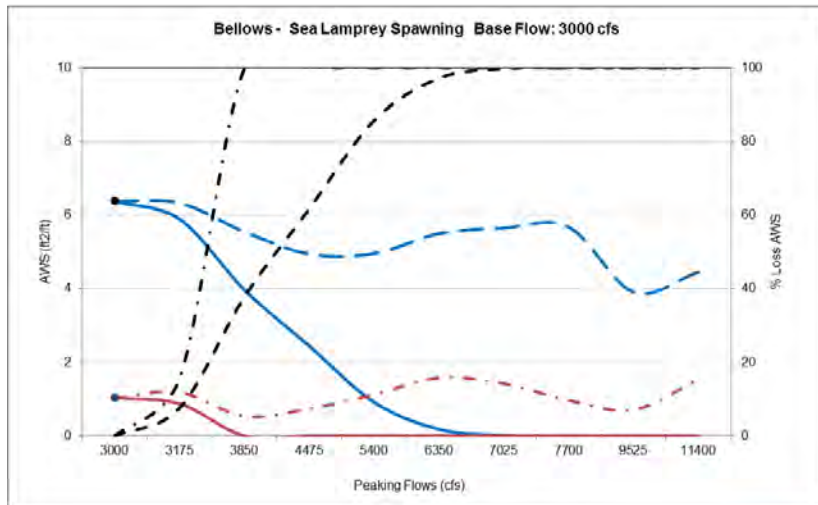
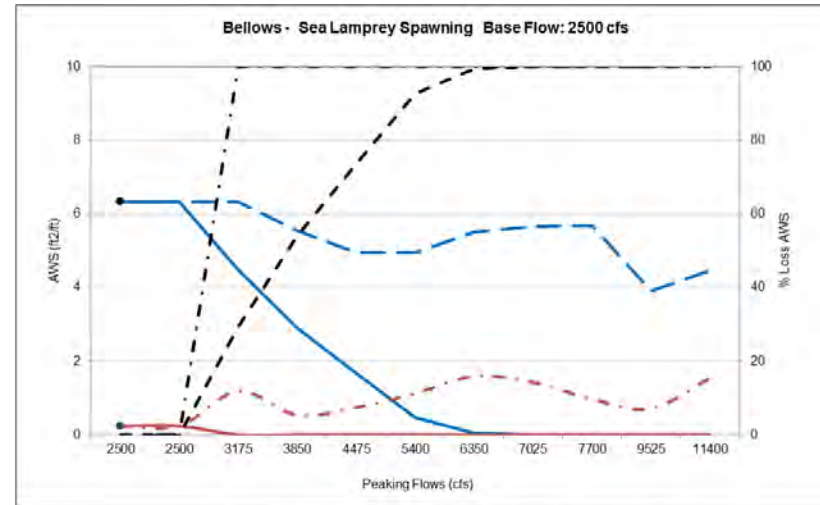
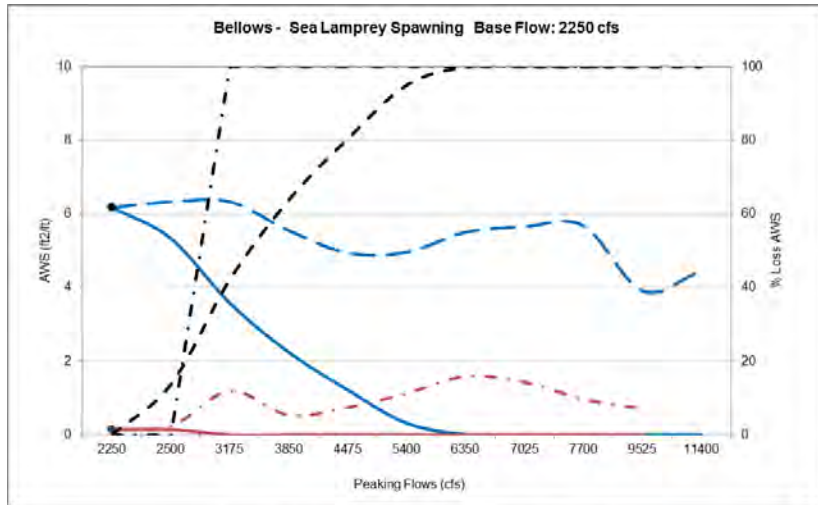


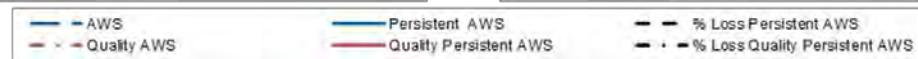
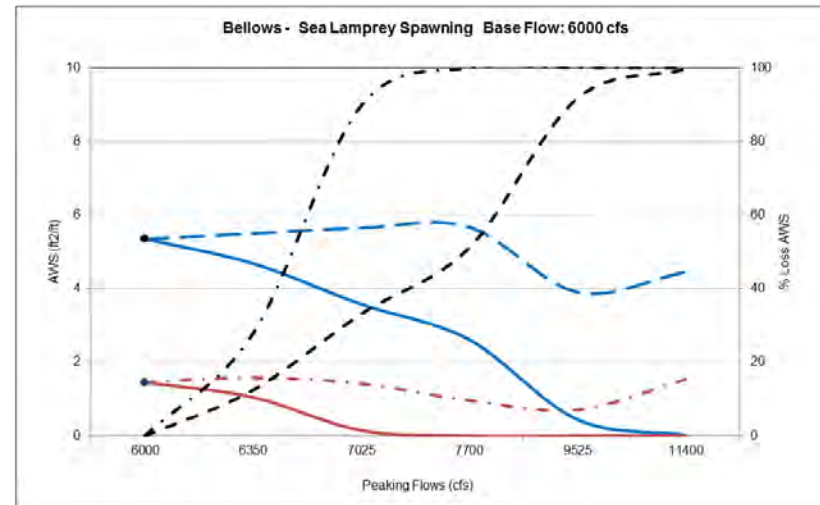
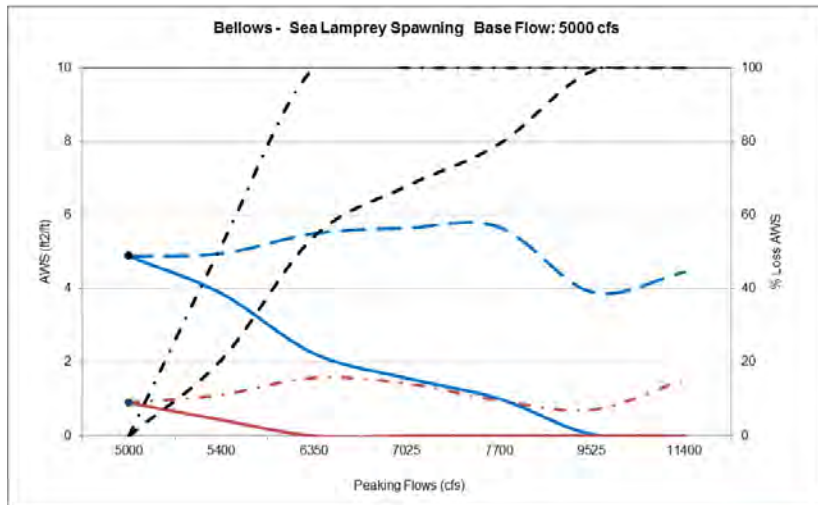
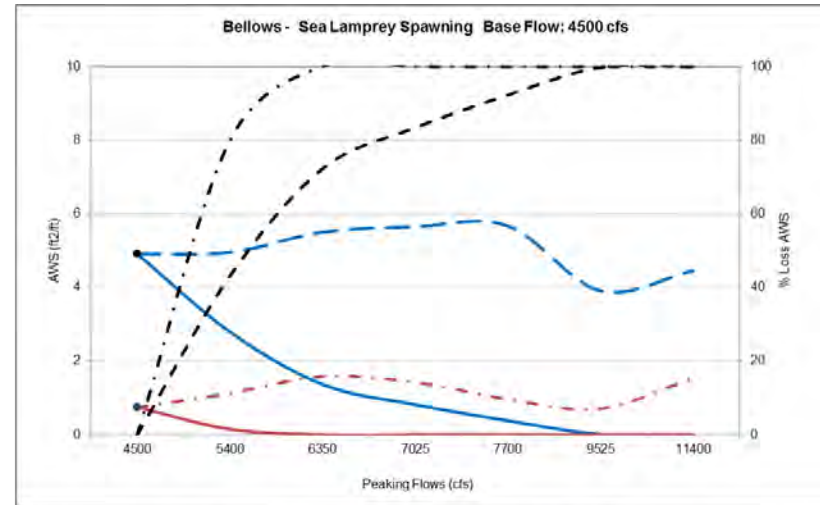
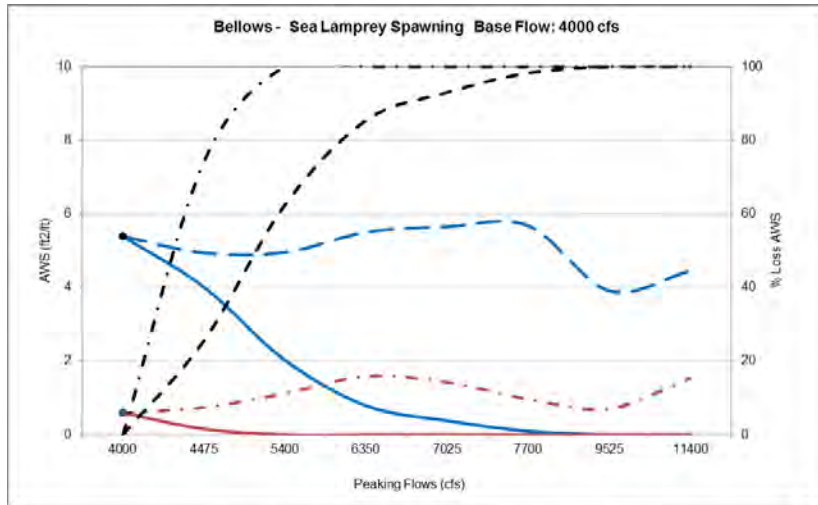




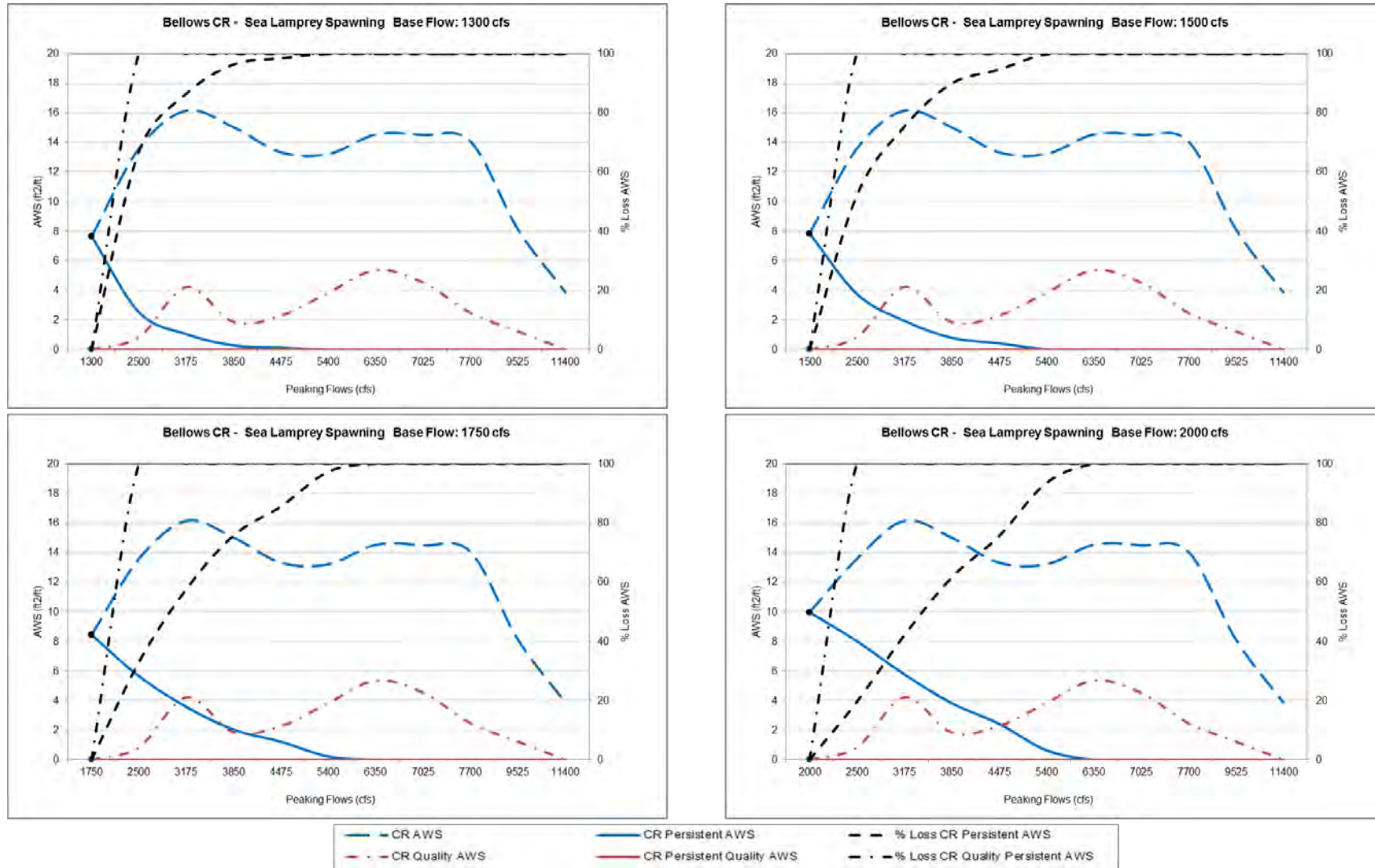
Bellows Falls Sea Lamprey spawning persistent and persistent quality habitat.

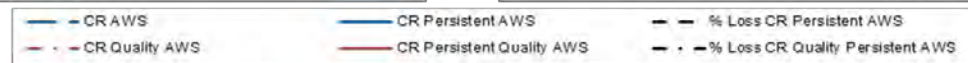
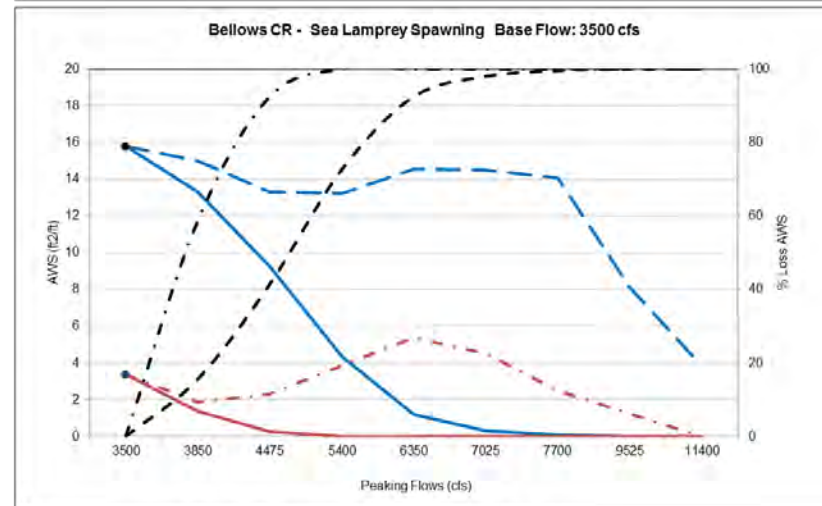
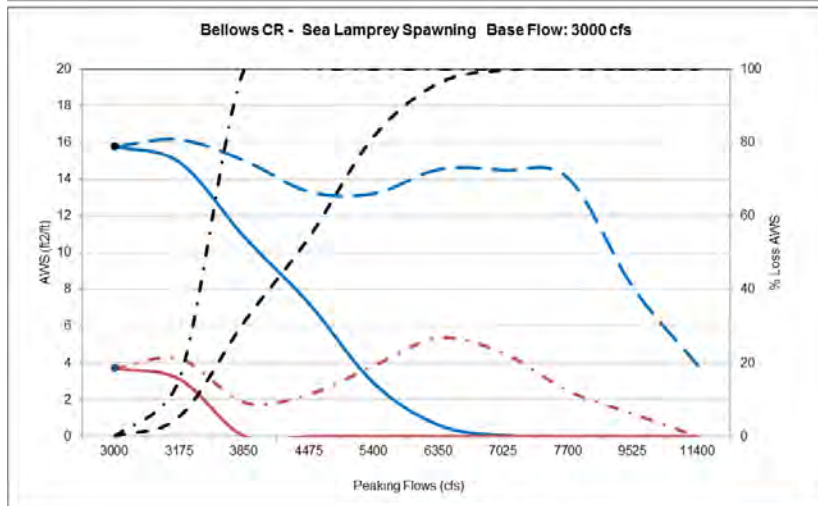
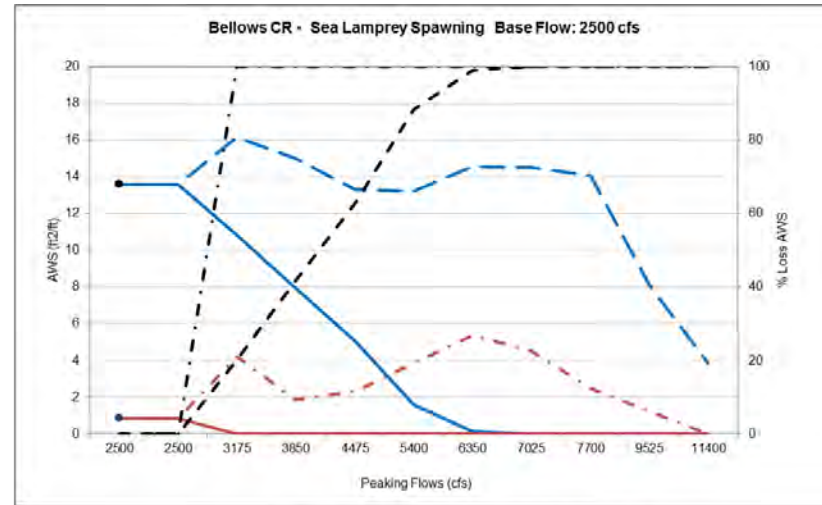
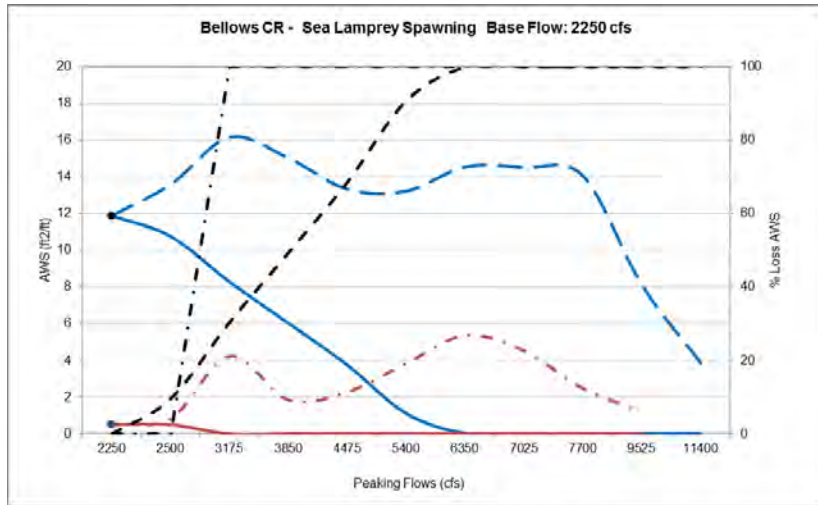


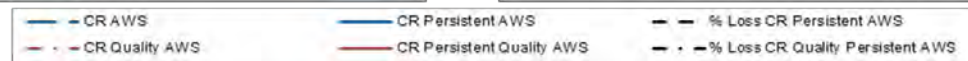
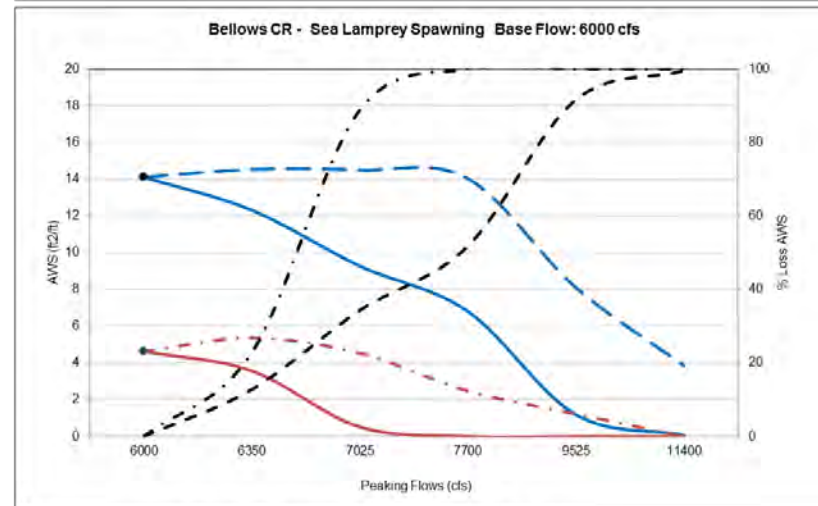
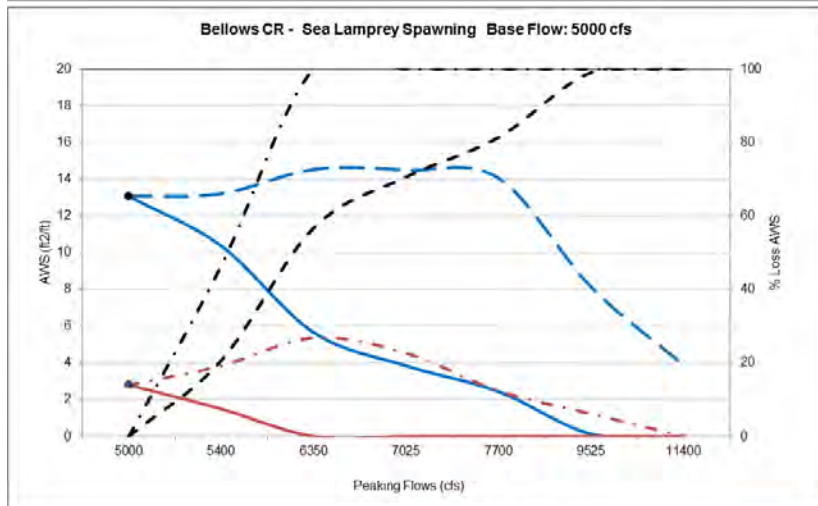
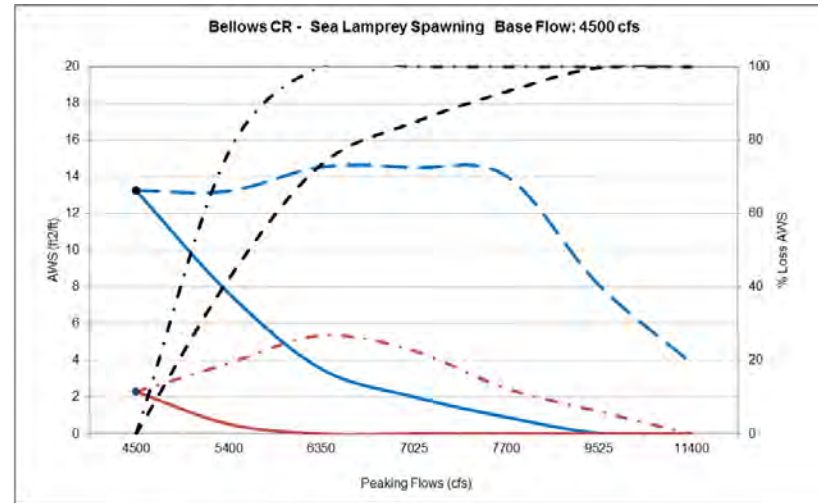
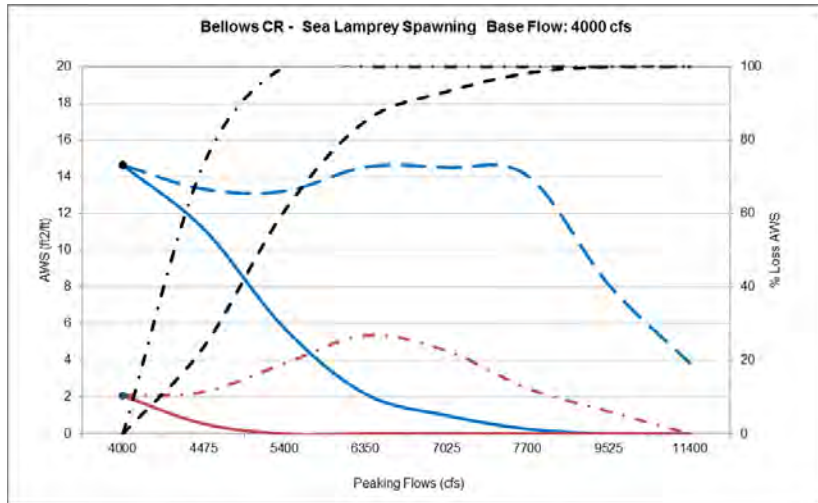




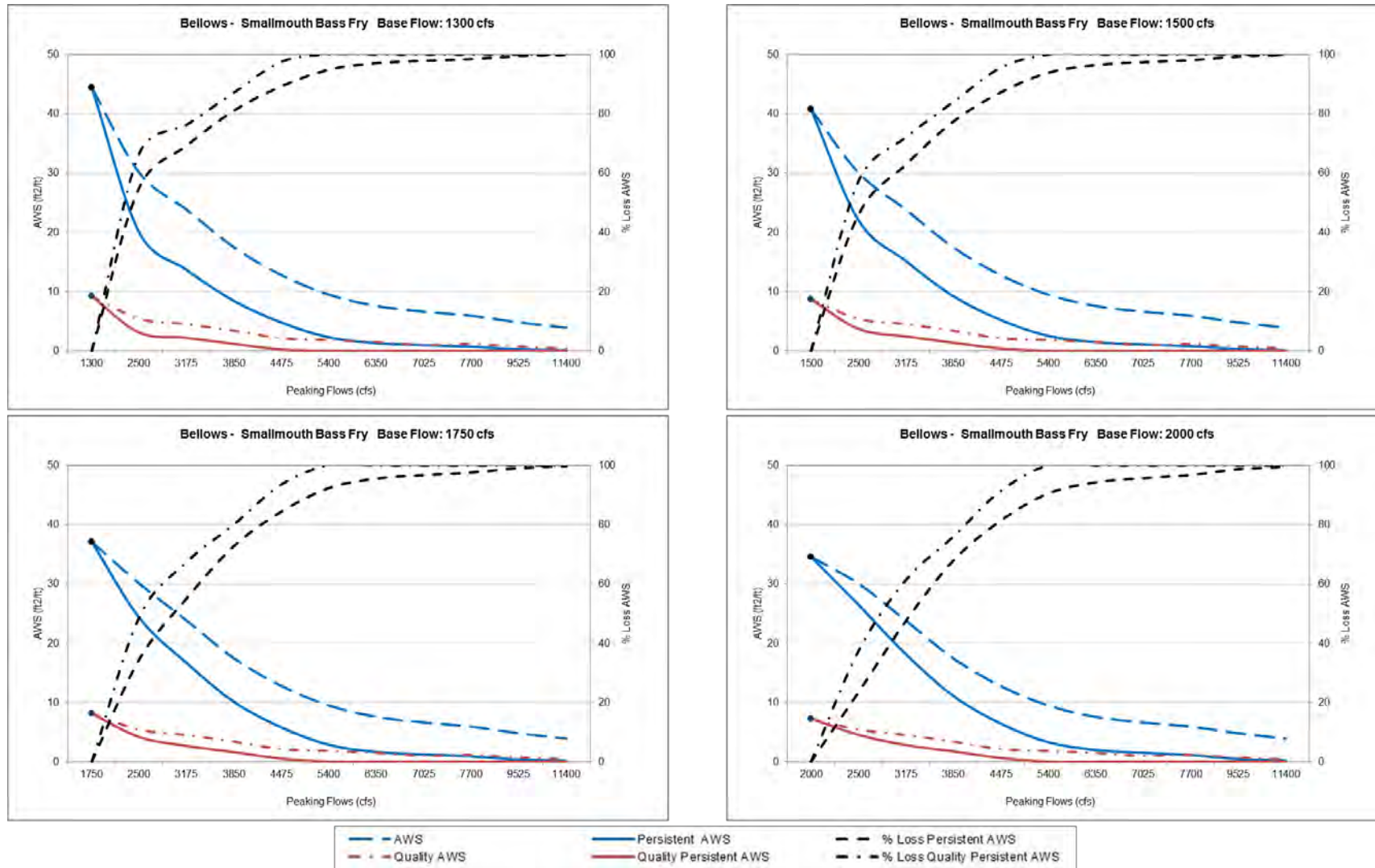
Bellows Falls CR Sea Lamprey spawning persistent and persistent quality habitat.

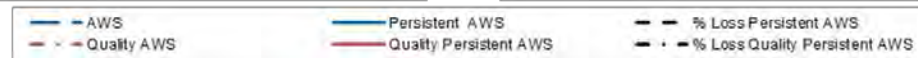
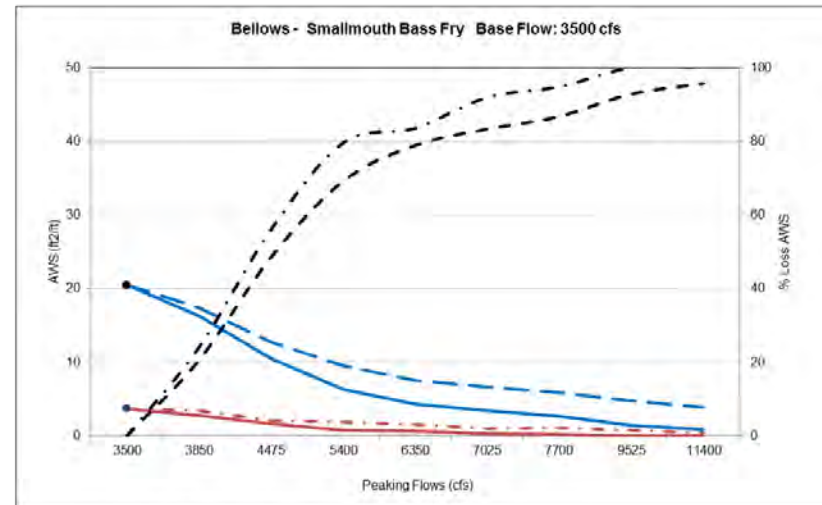
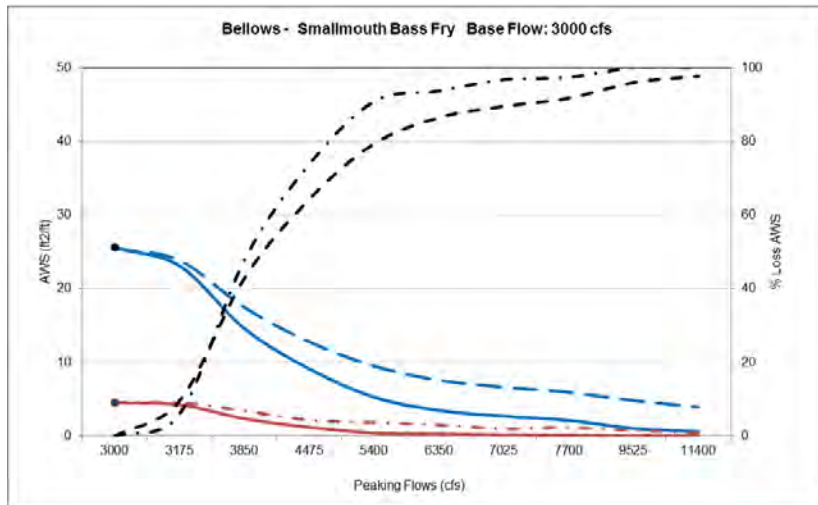
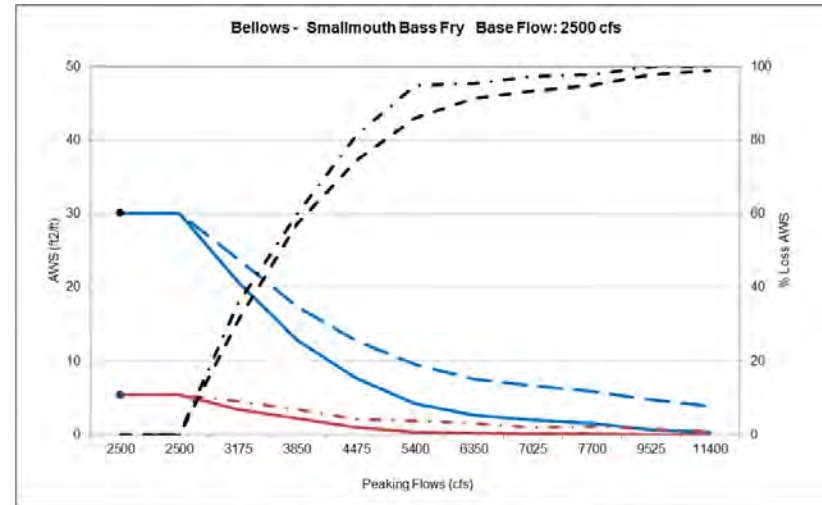
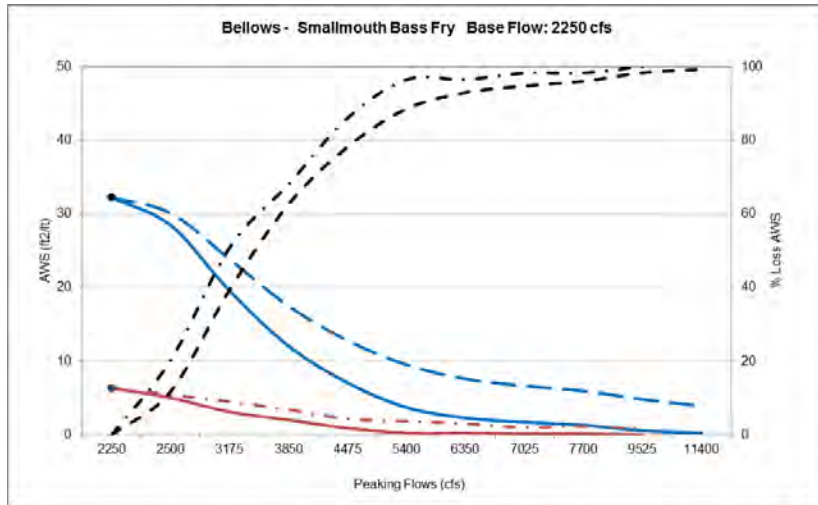


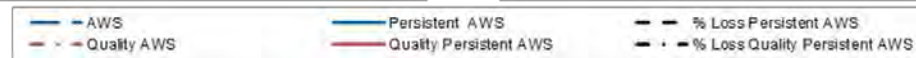
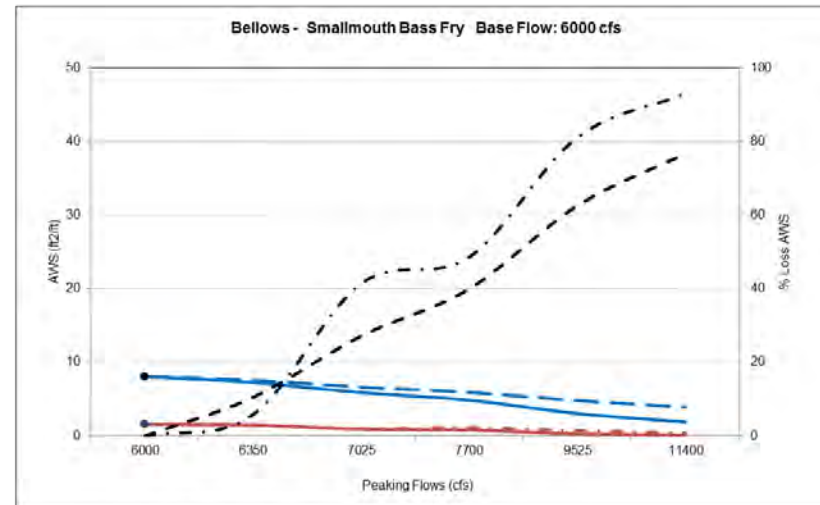
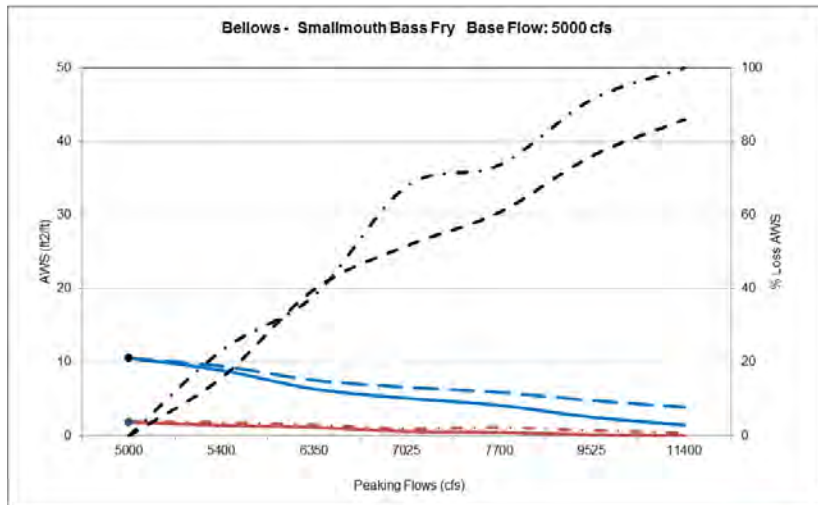
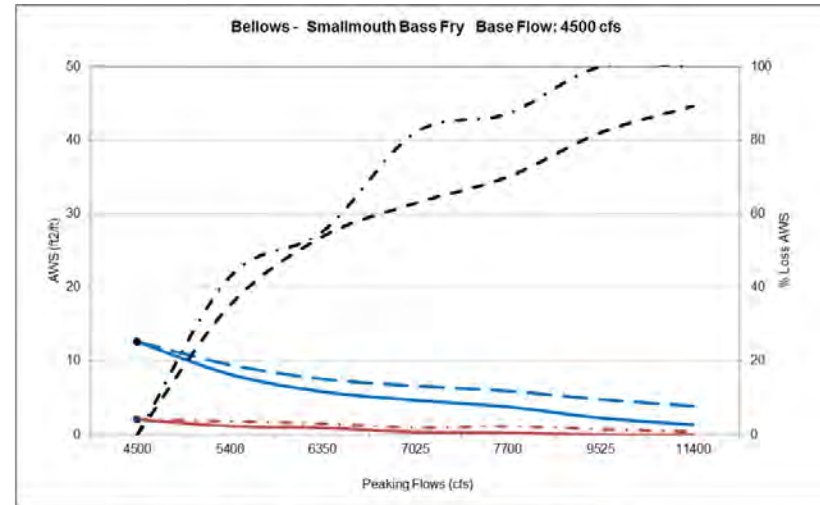
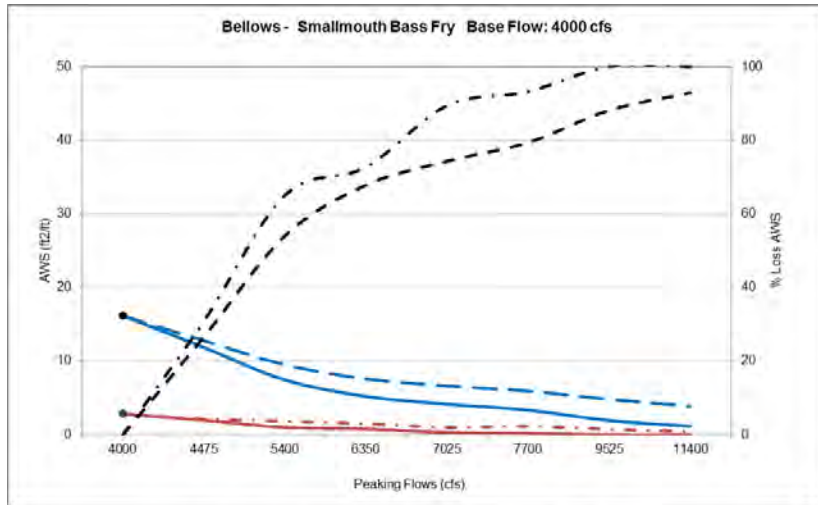




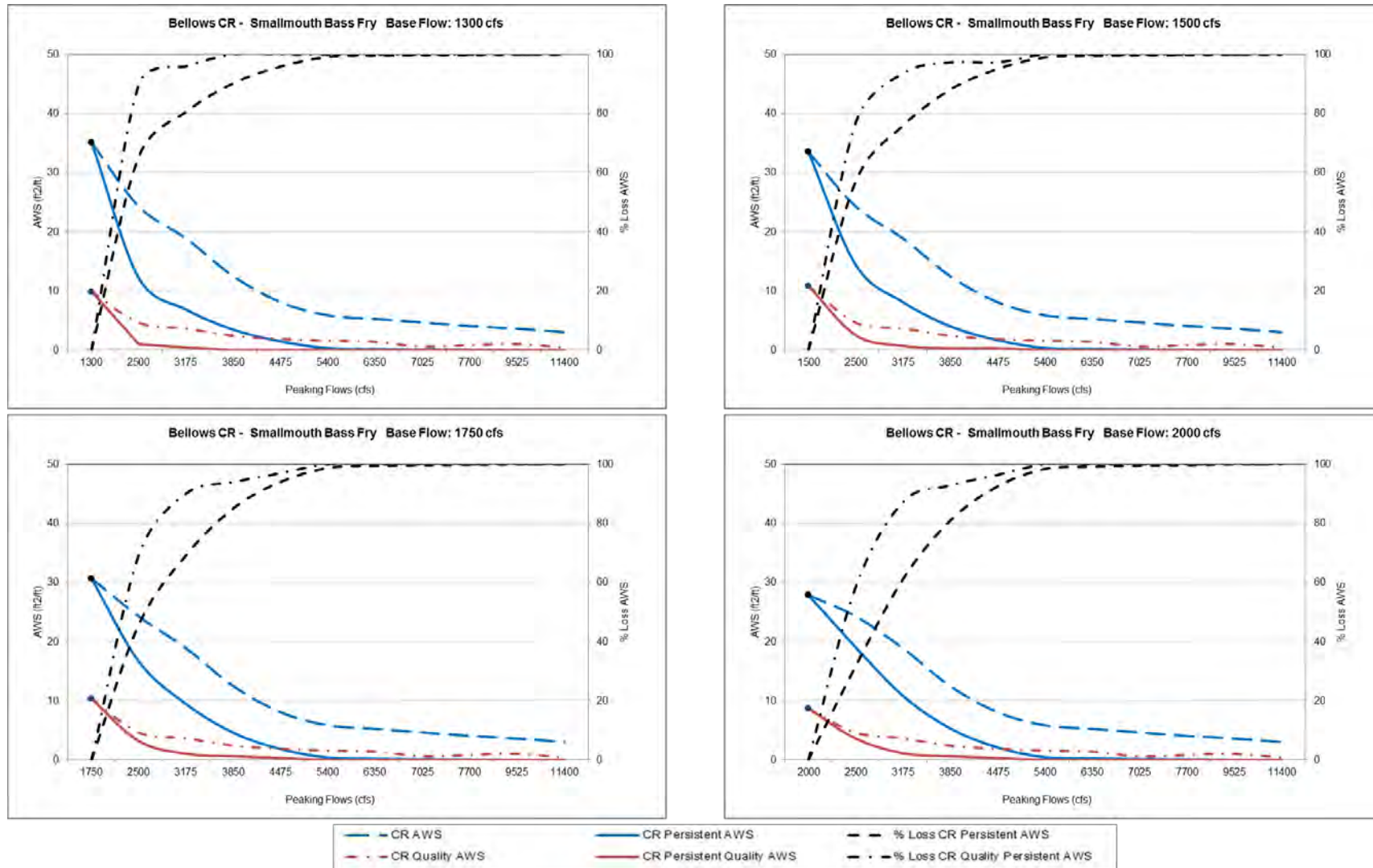
Bellows Falls Smallmouth Bass fry persistent and persistent quality habitat.

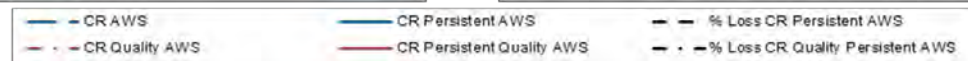
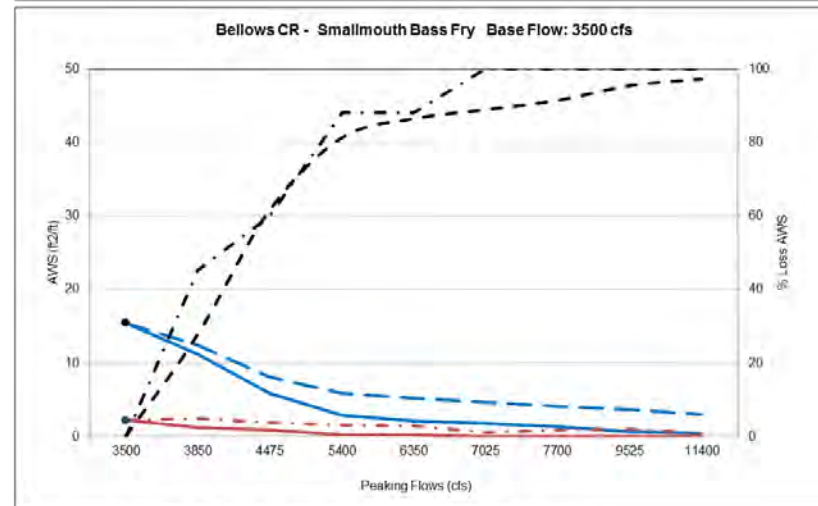
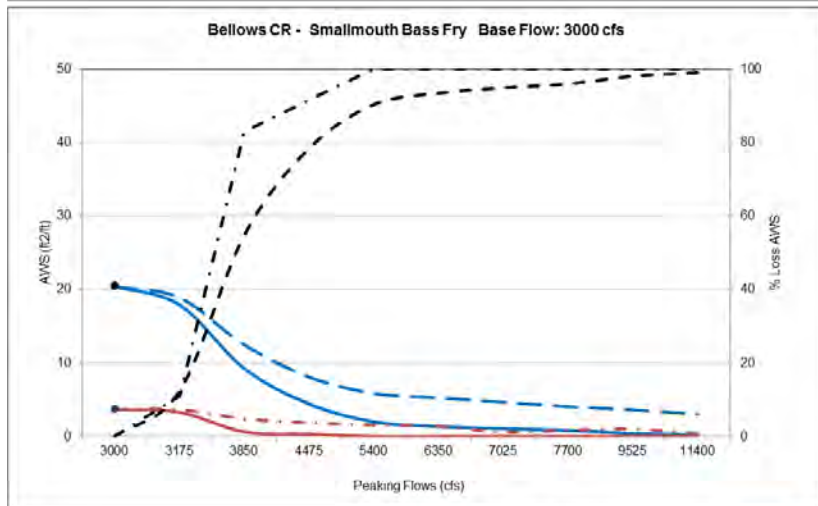
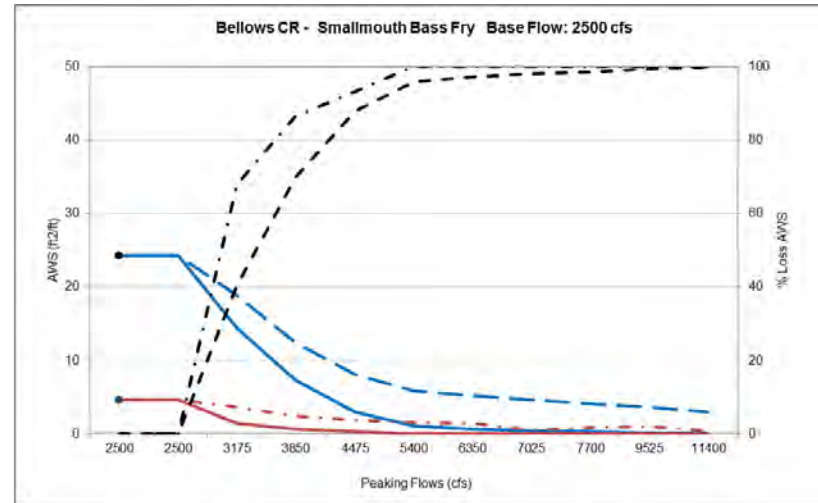
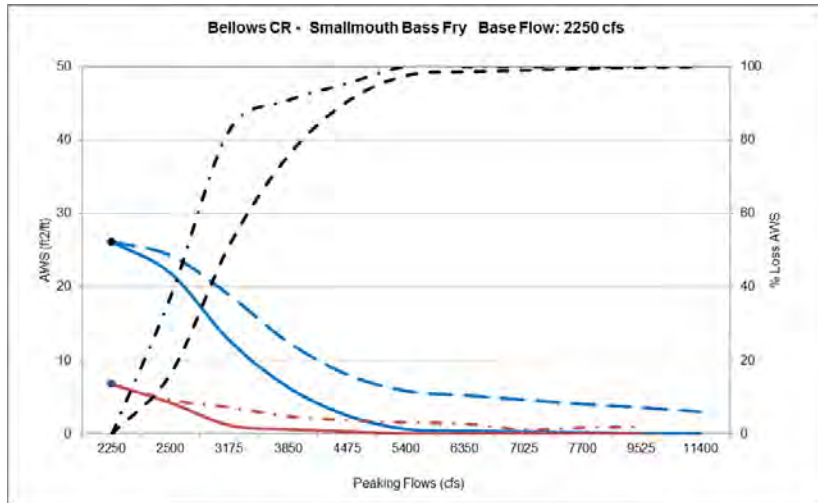


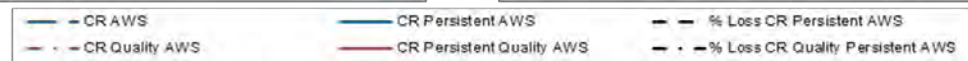
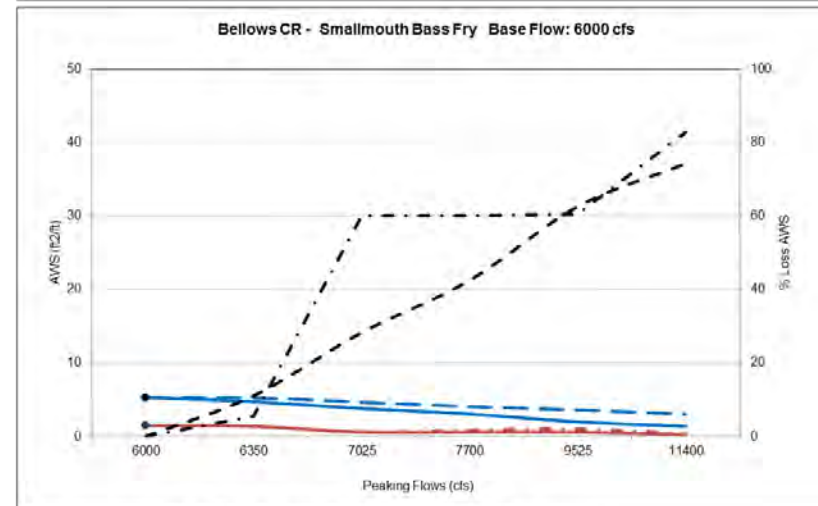
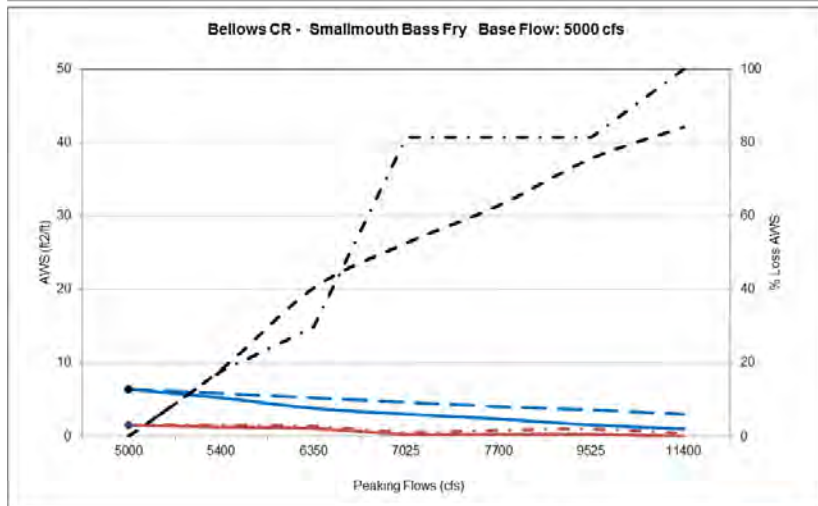
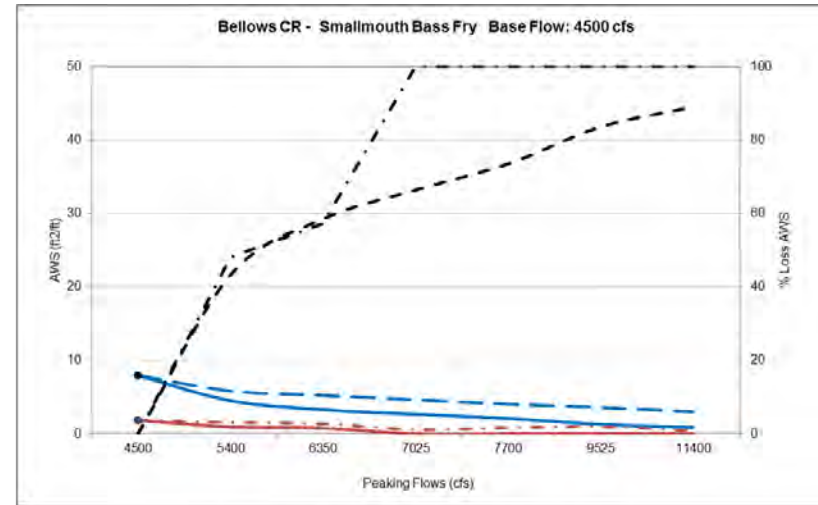
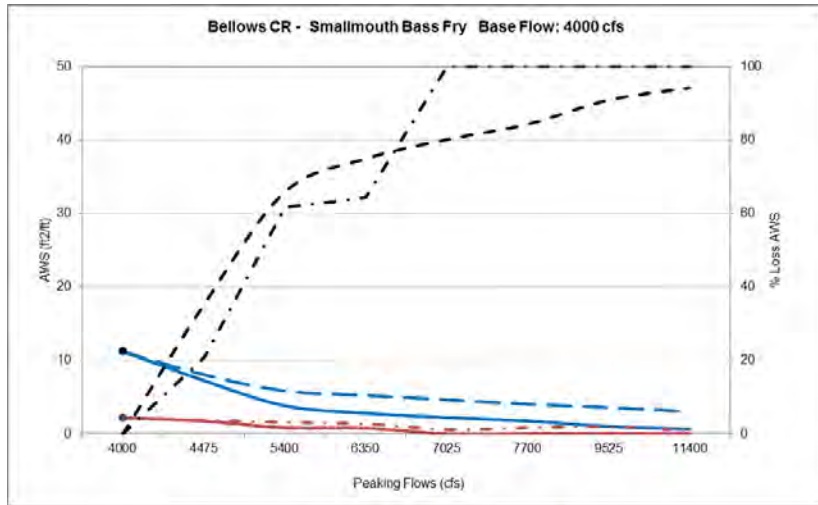




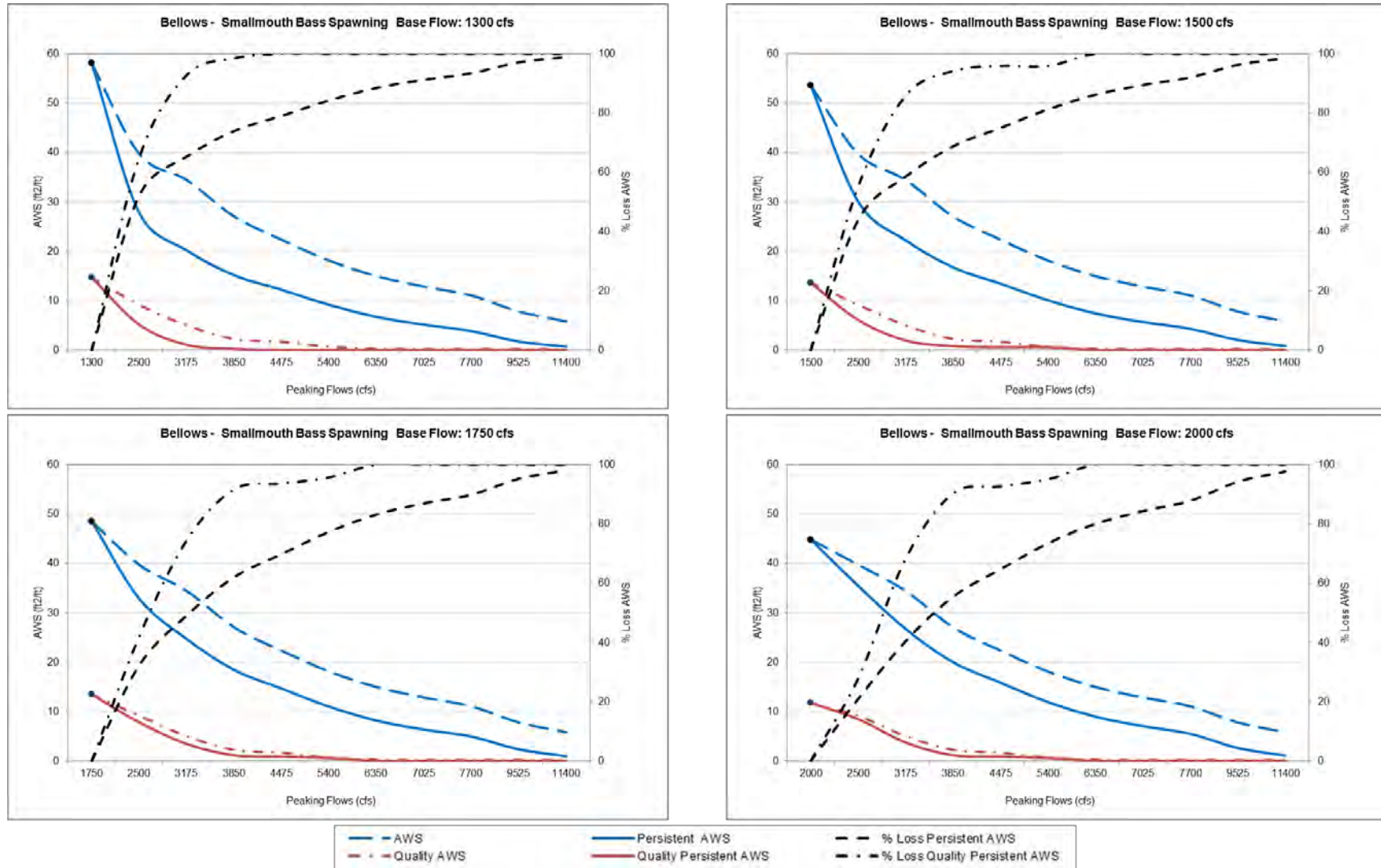
Bellows Falls CR Smallmouth Bass fry persistent and persistent quality habitat.

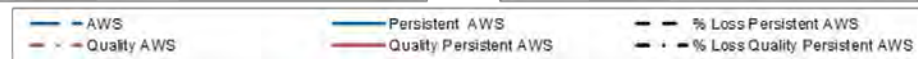
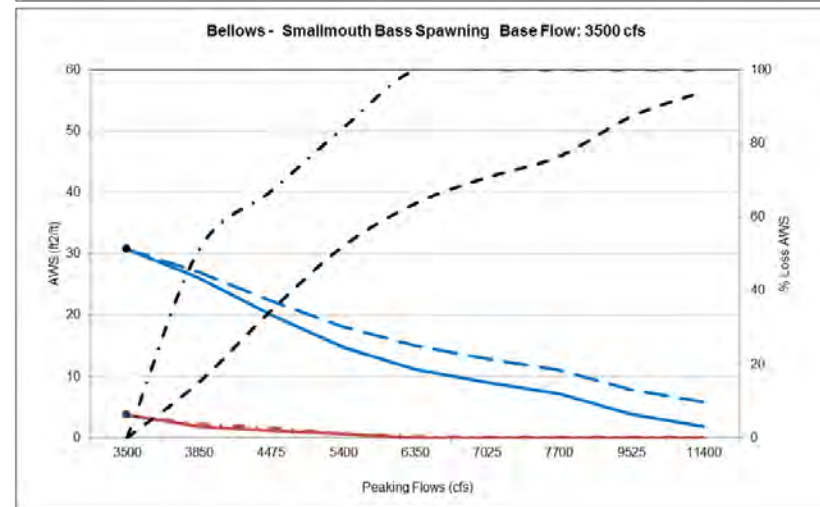
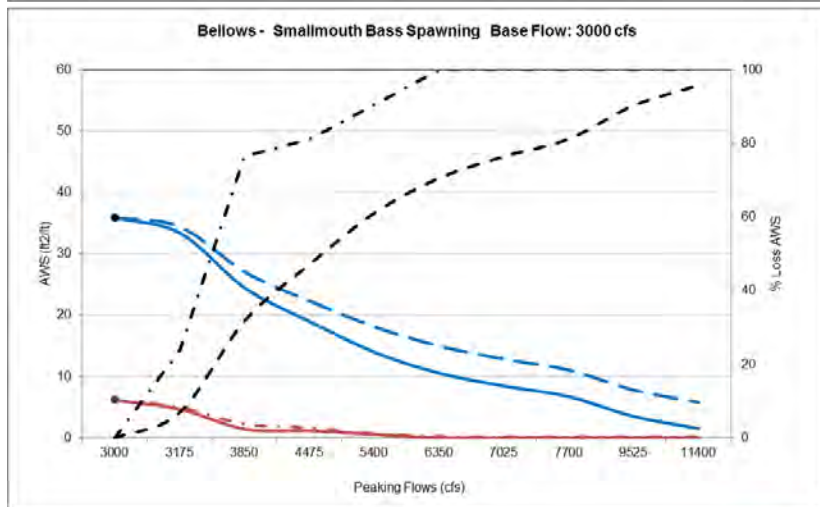
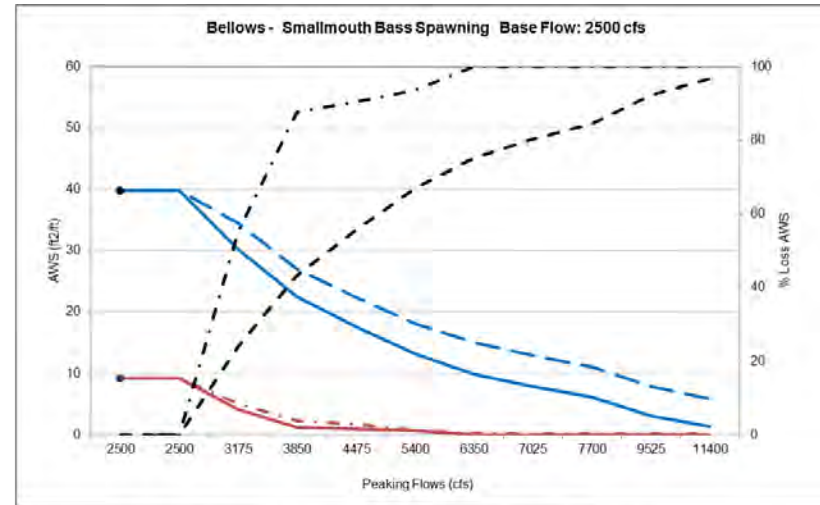
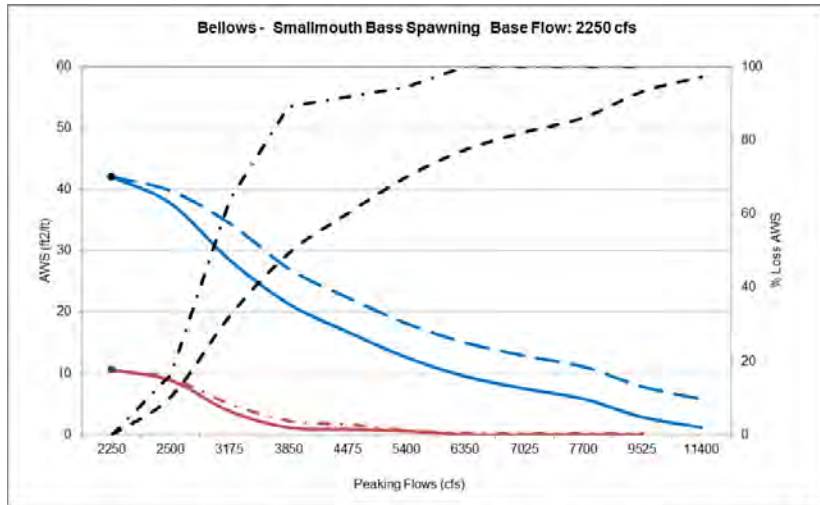


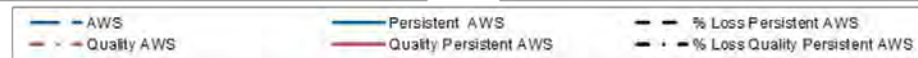
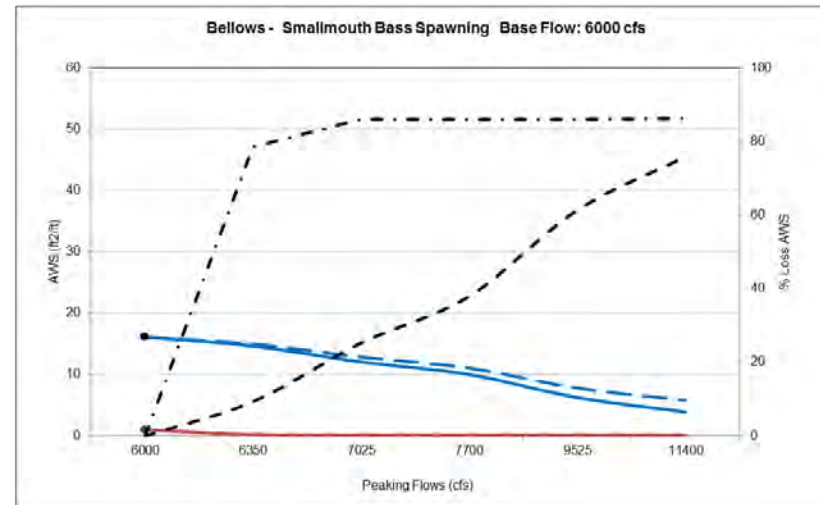
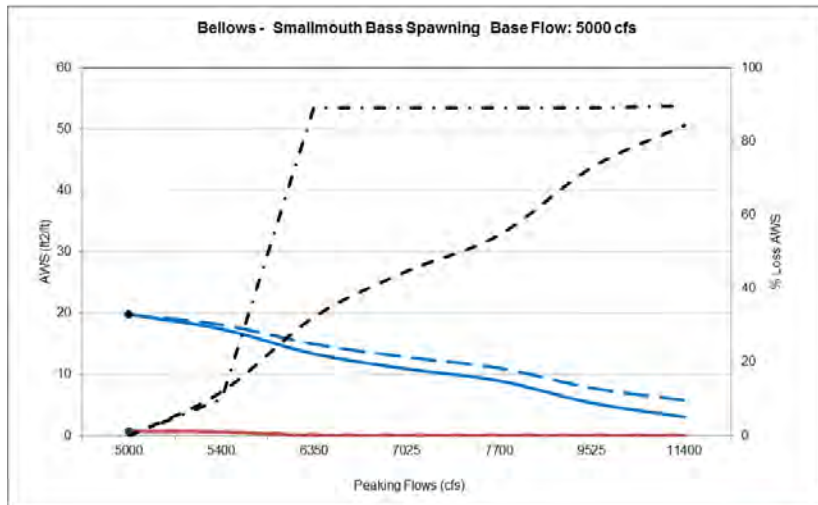
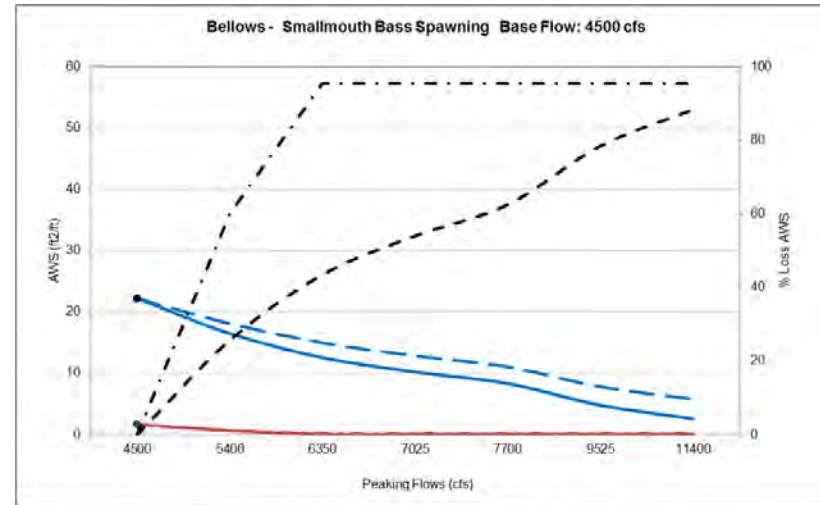
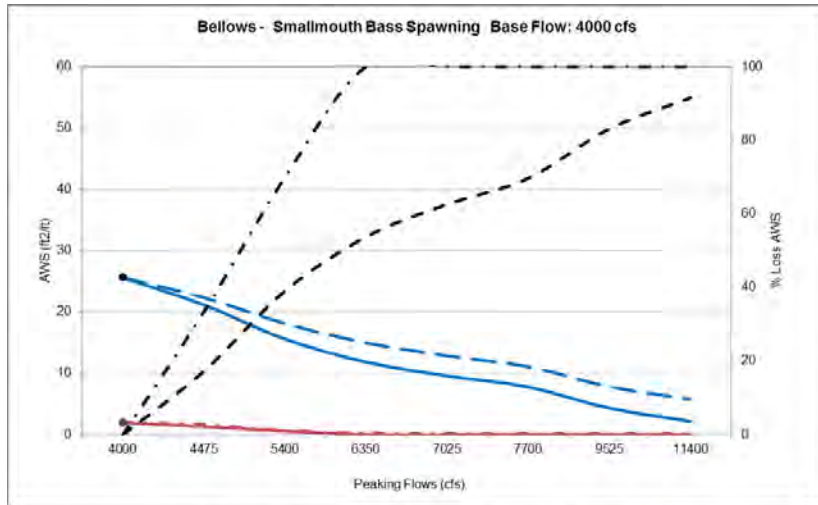




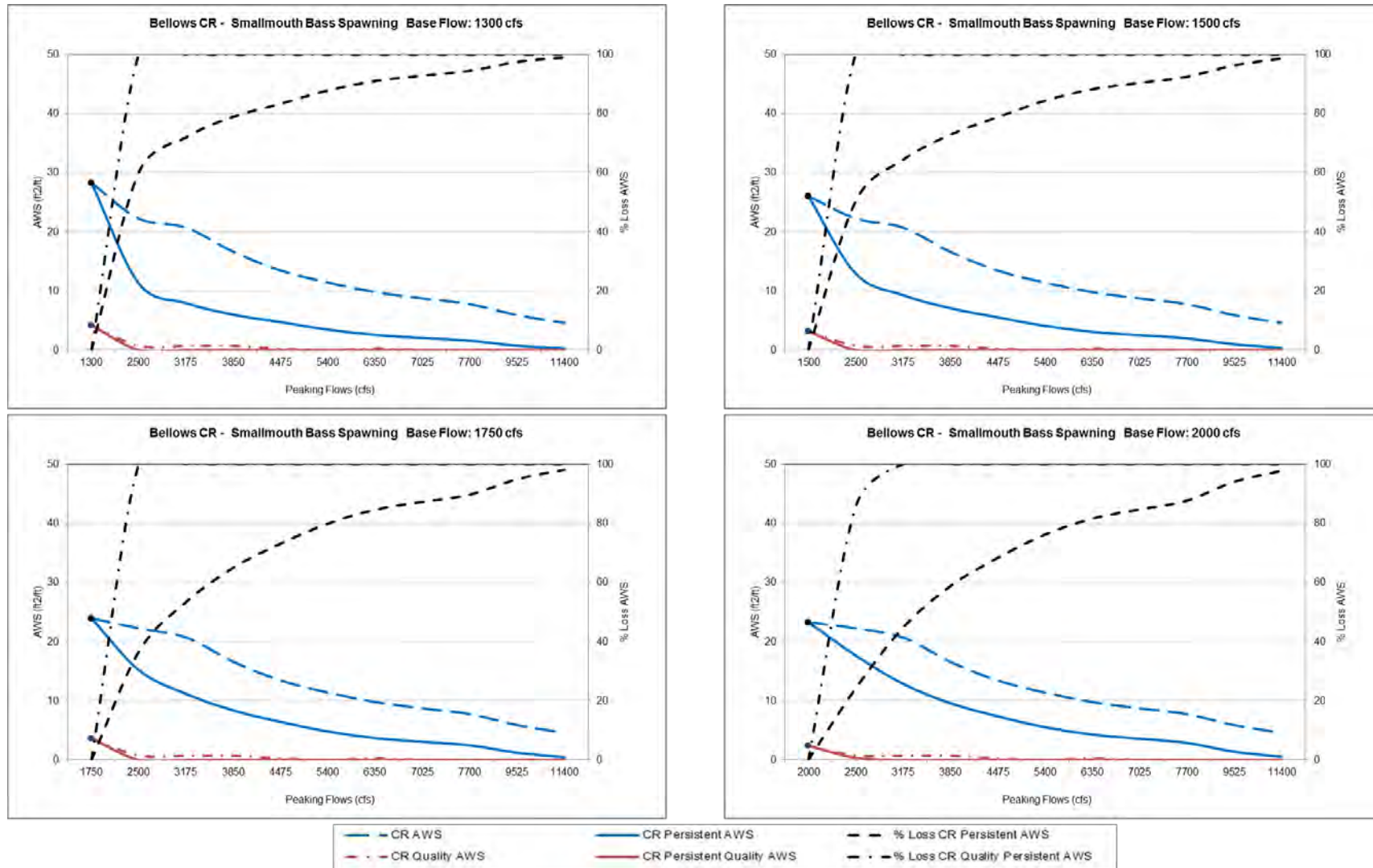
Bellows Falls Smallmouth Bass spawning persistent and persistent quality habitat.

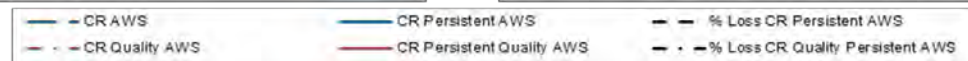
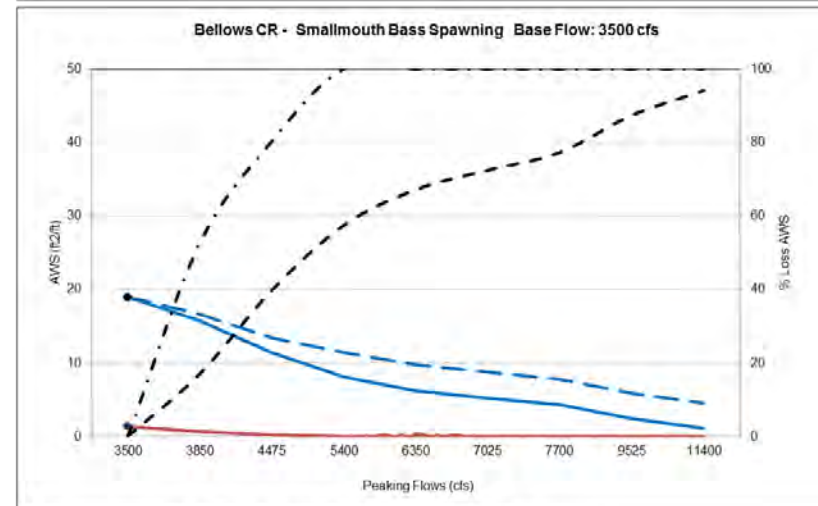
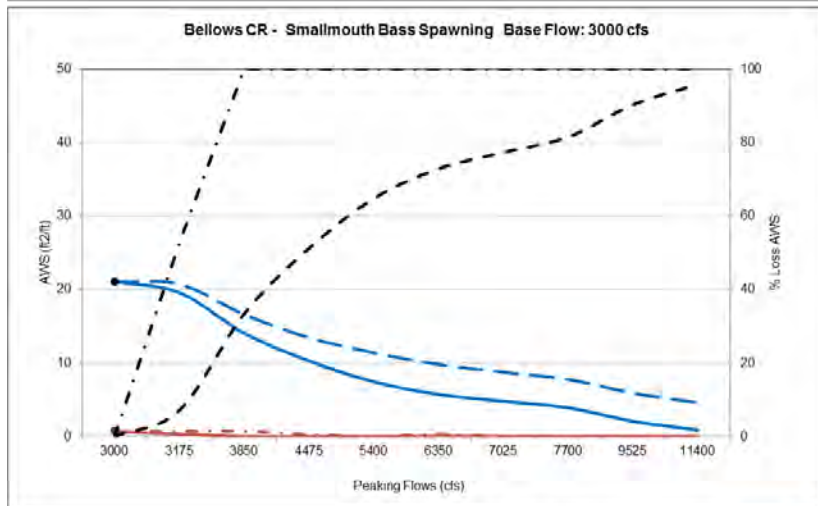
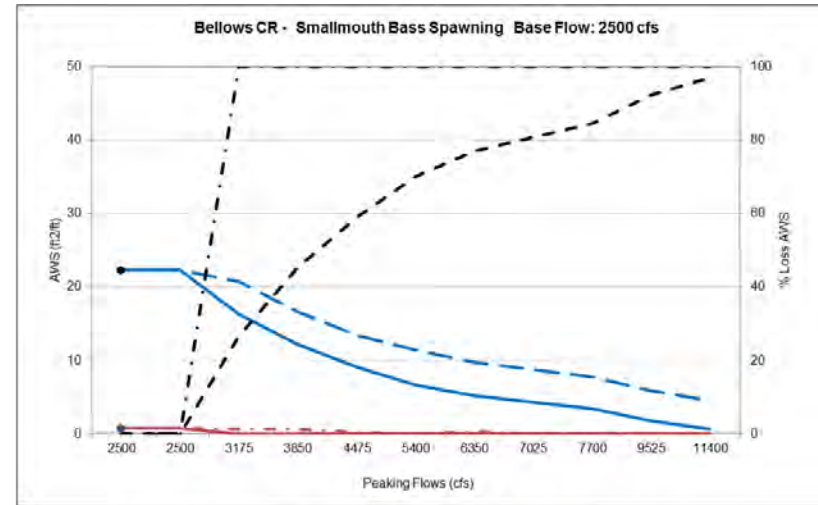
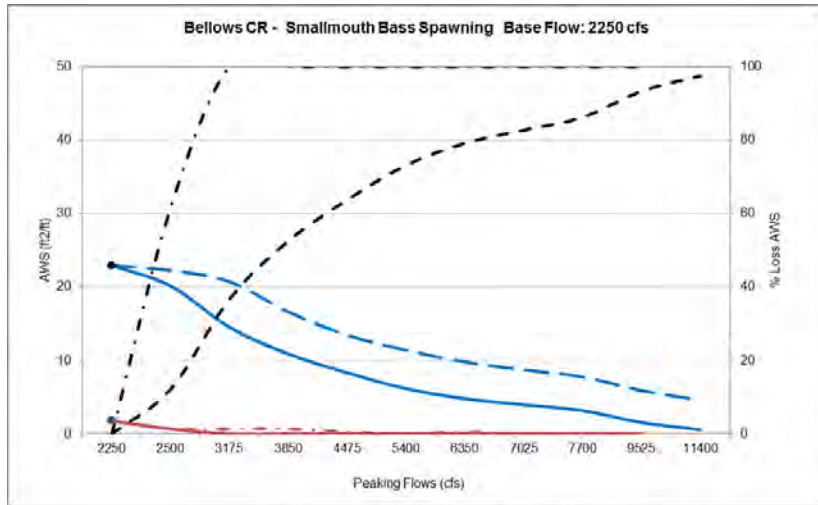


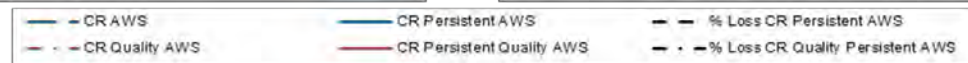
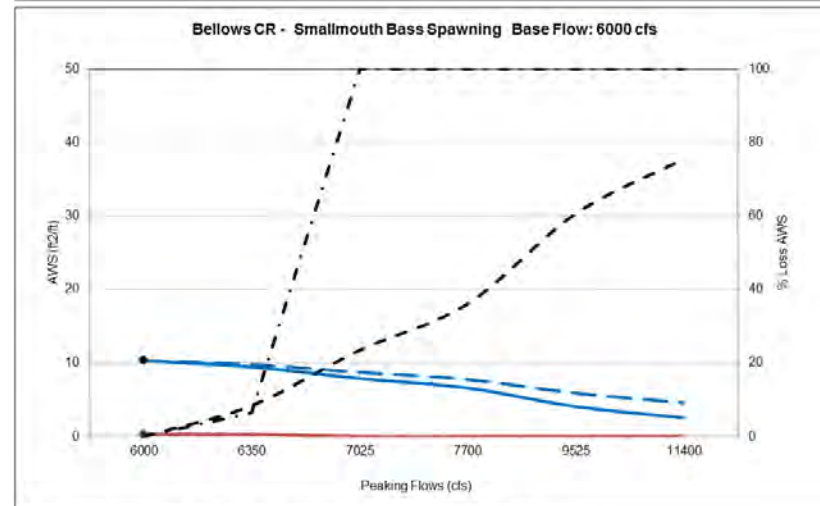
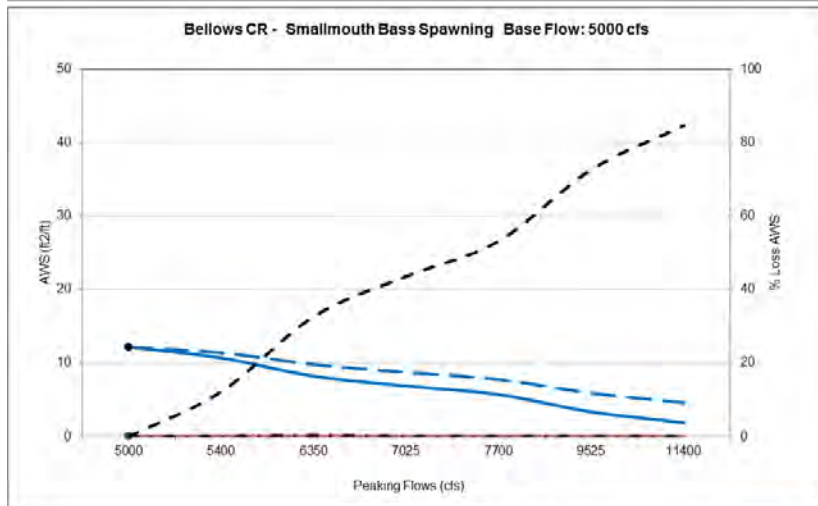
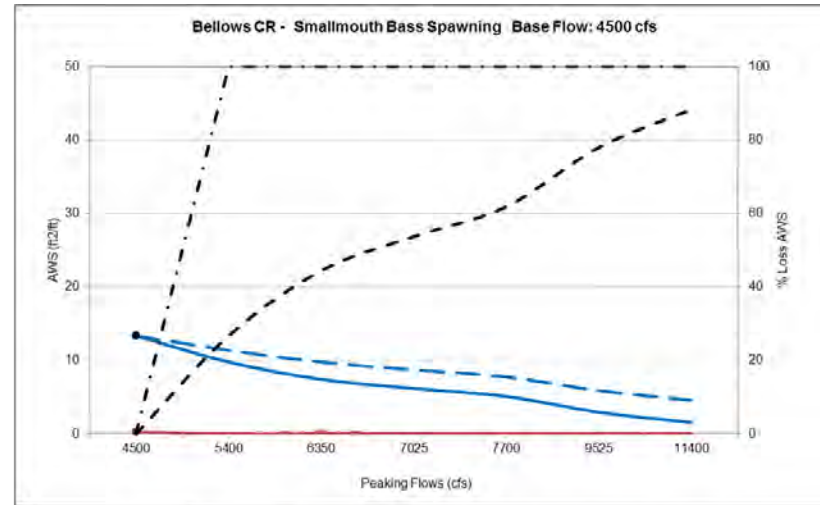
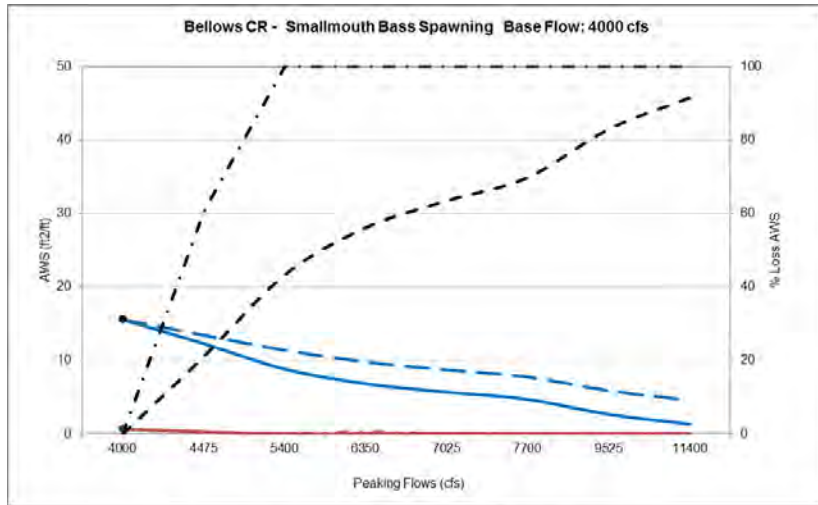




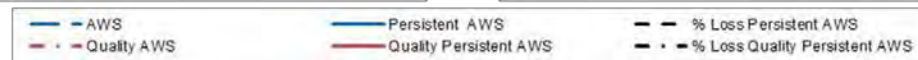
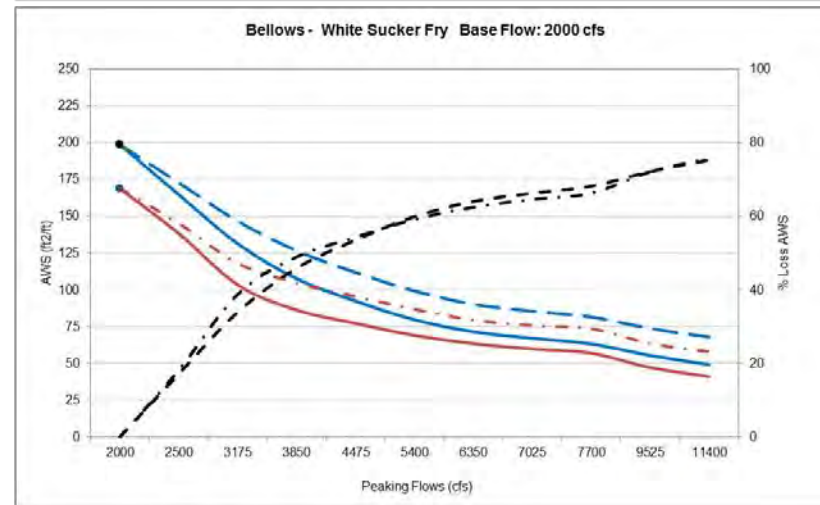
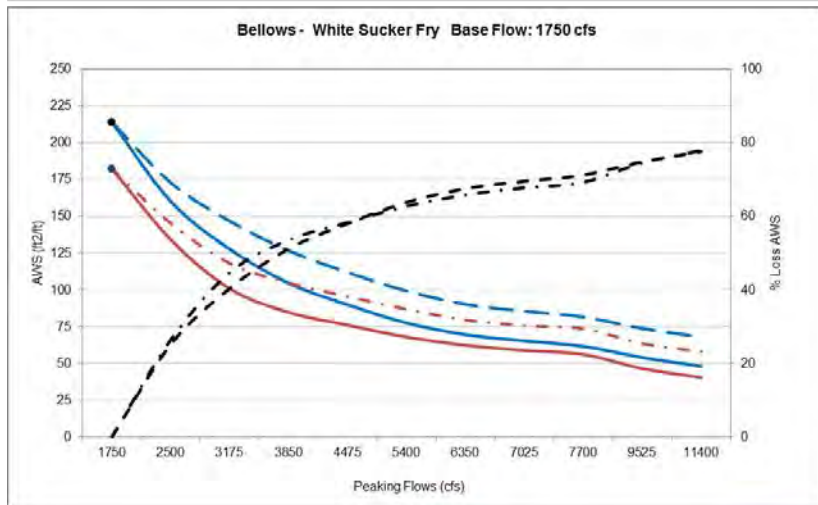
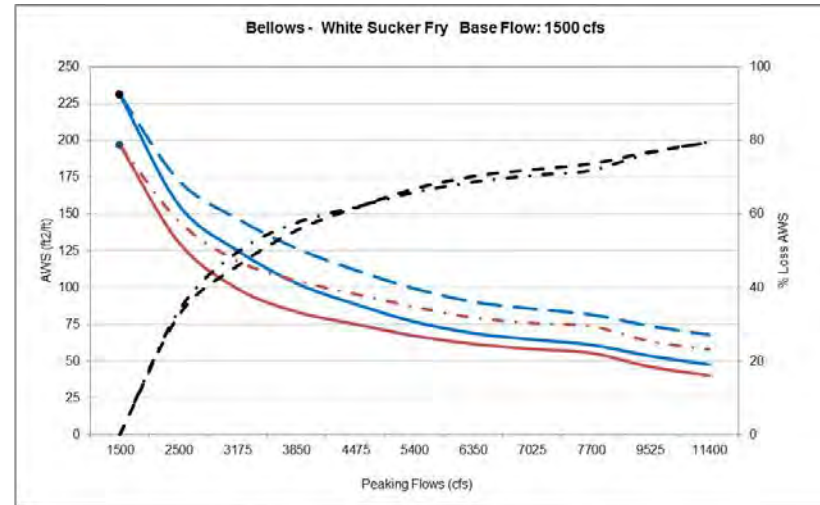
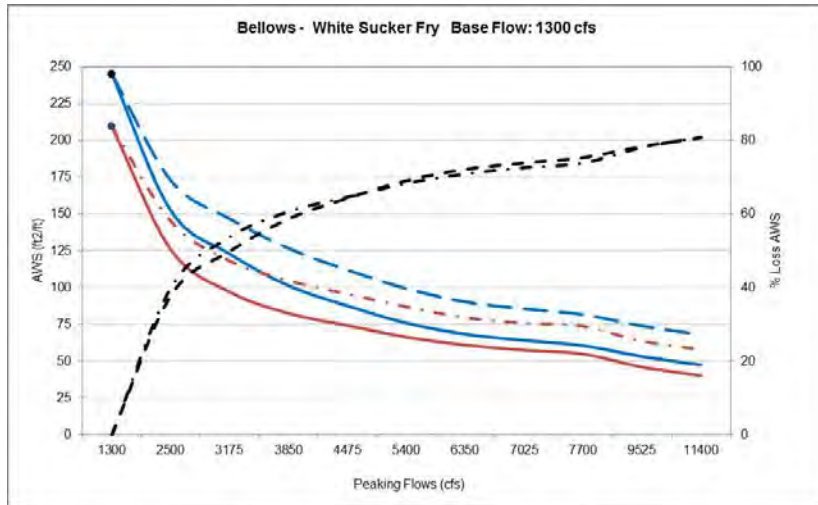
Bellows Falls CR Smallmouth Bass spawning persistent and persistent quality habitat.

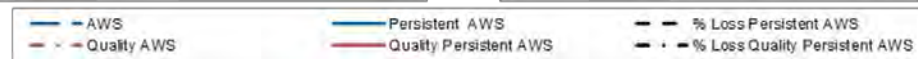
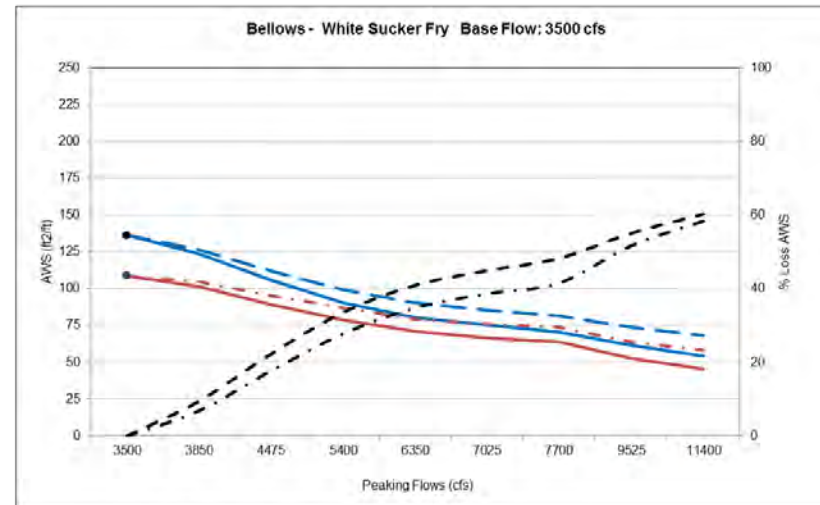
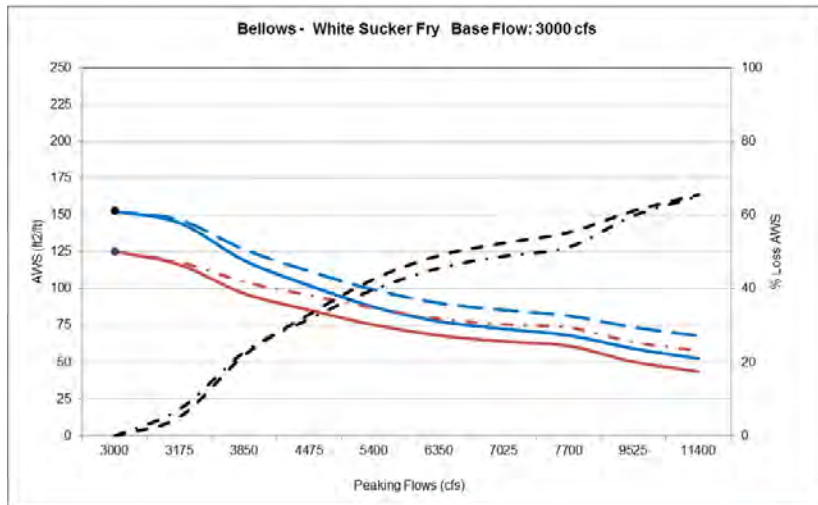
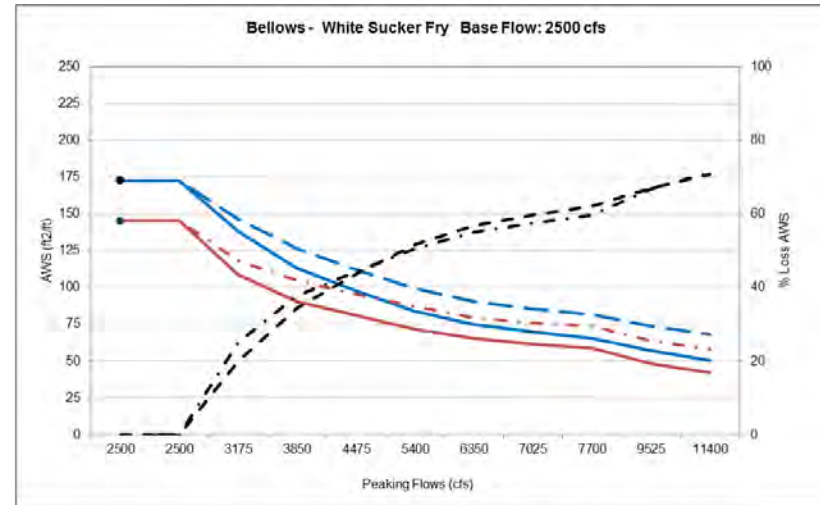
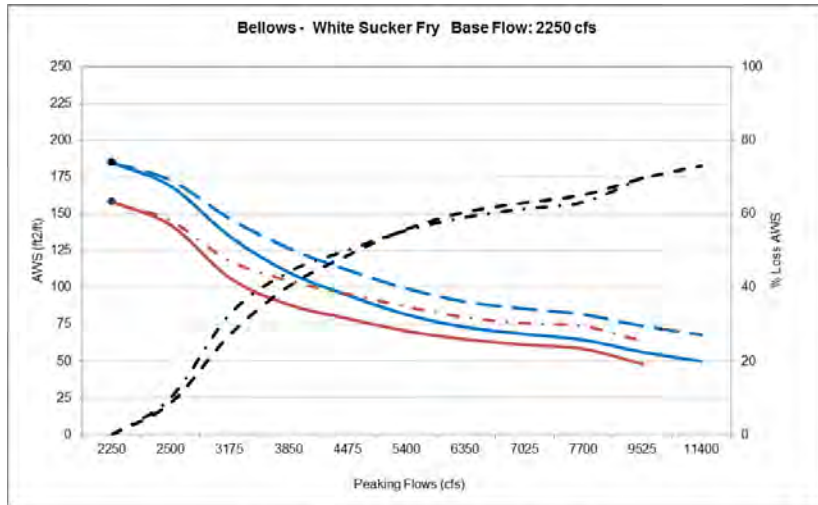


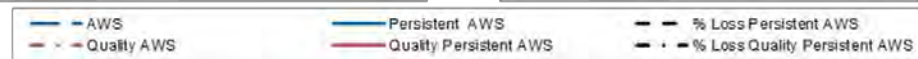
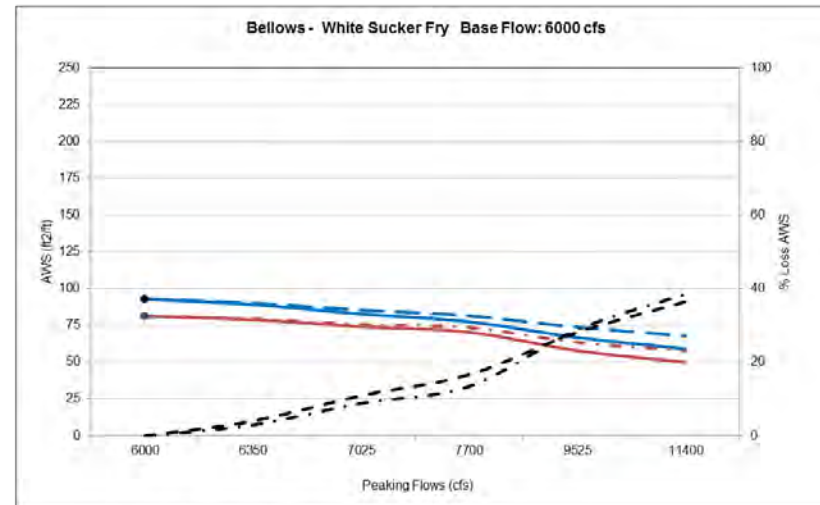
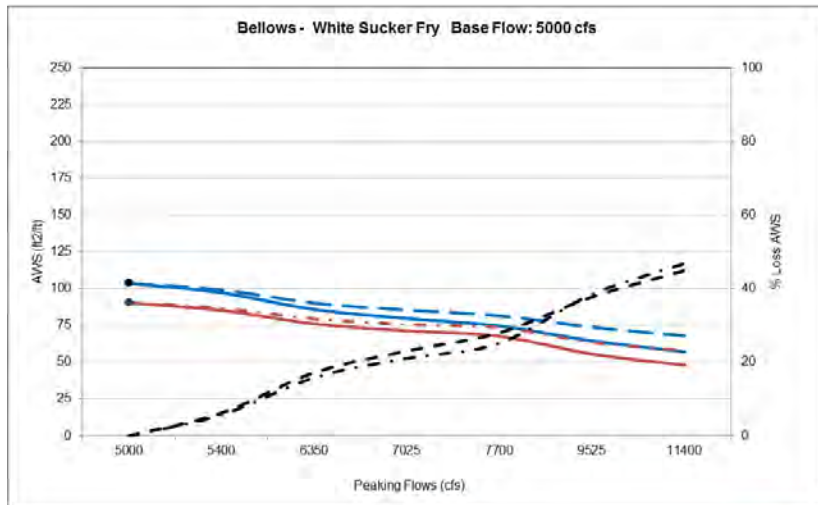
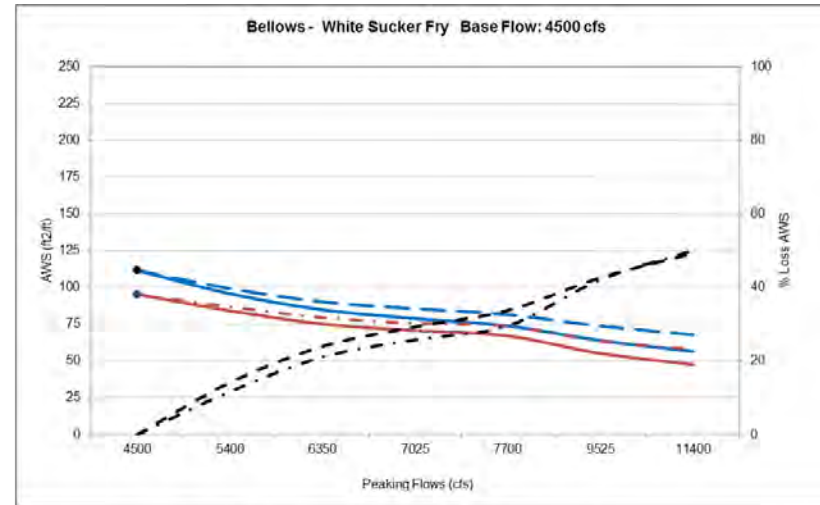
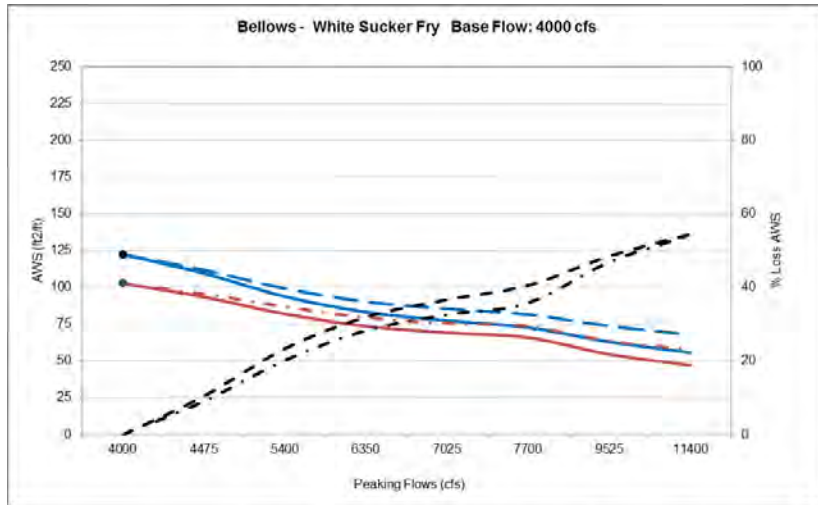




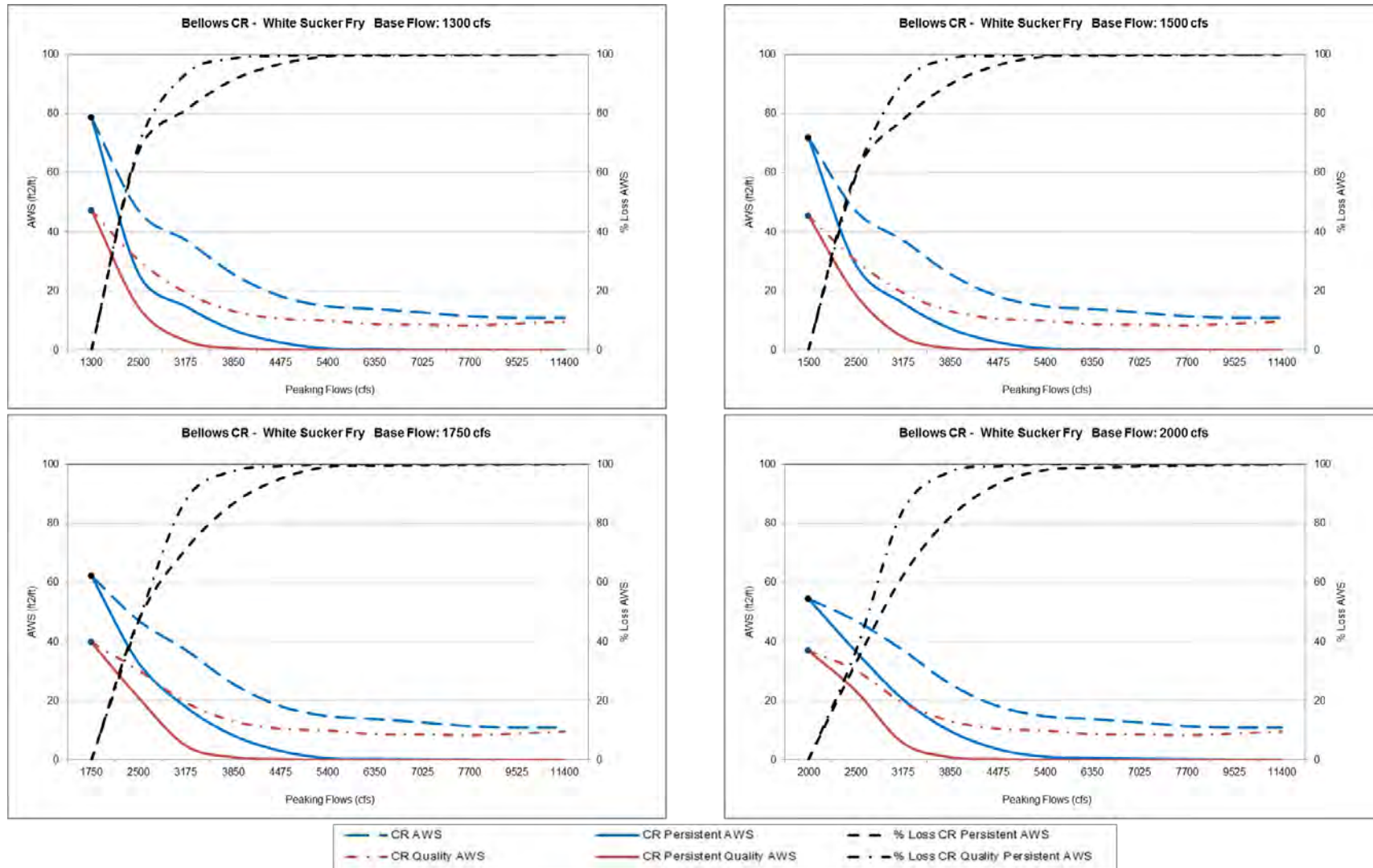
Bellows Falls White Sucker fry persistent and persistent quality habitat.

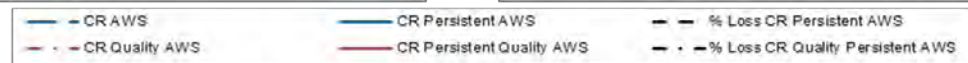
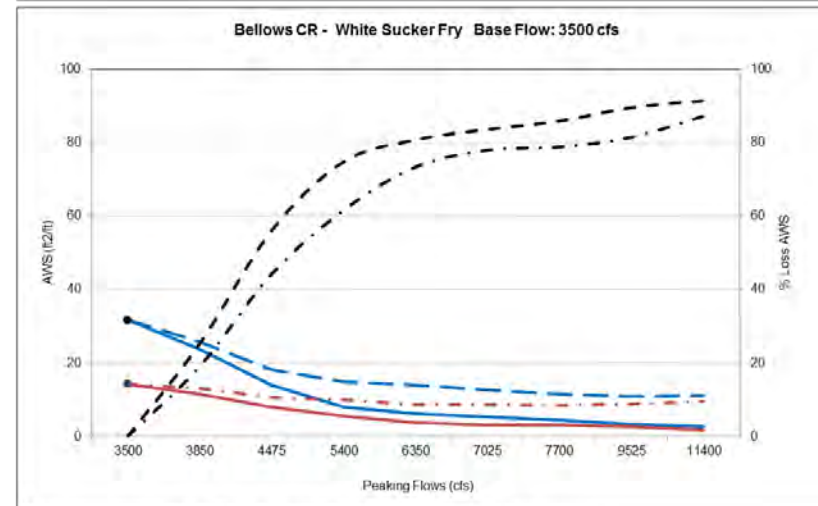
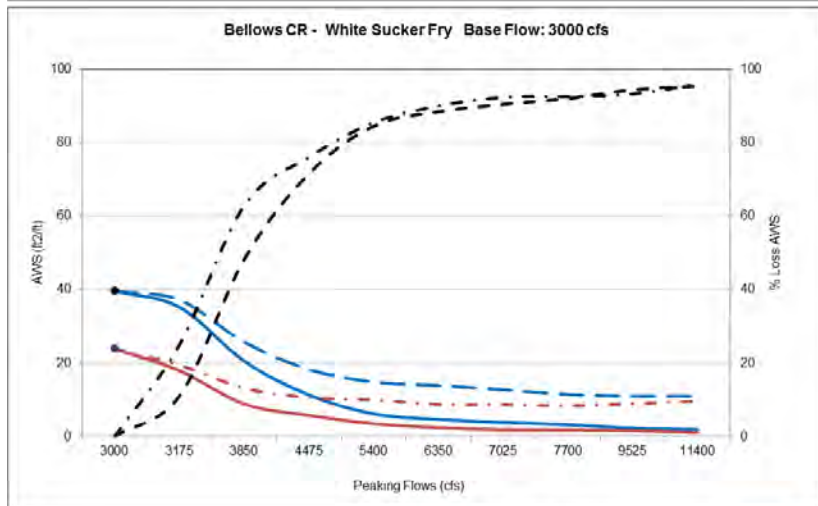
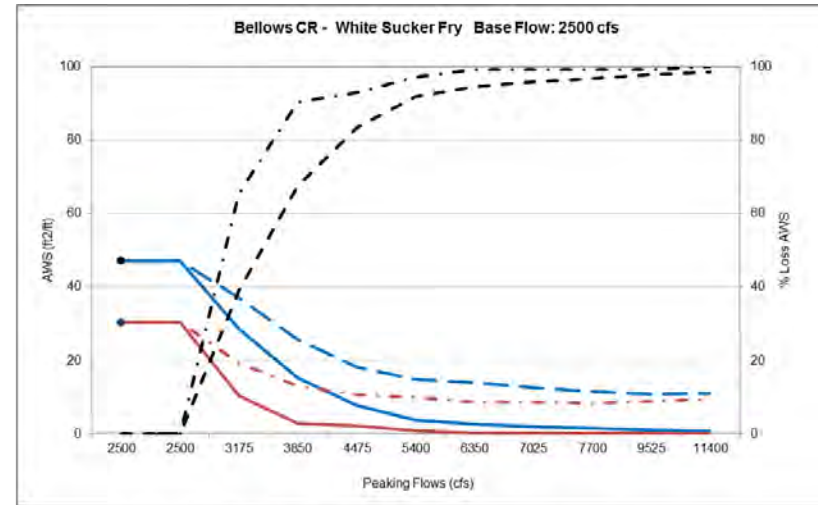
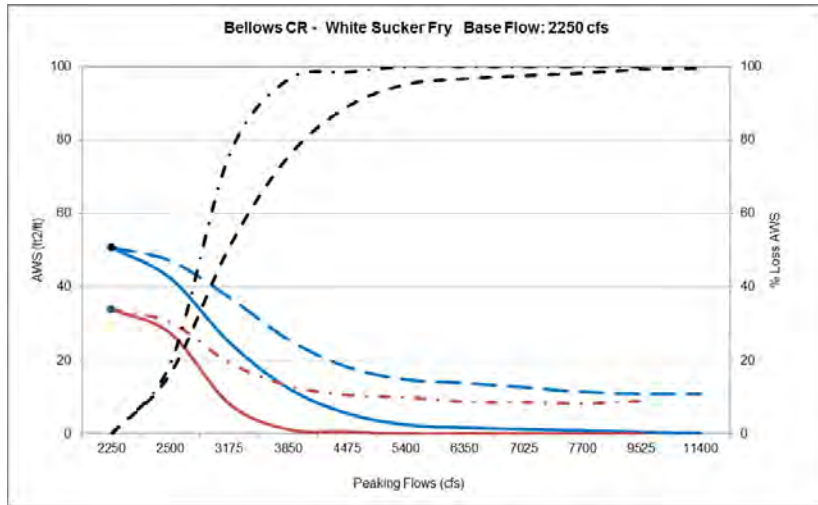


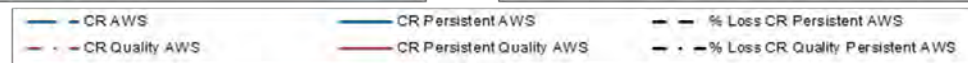
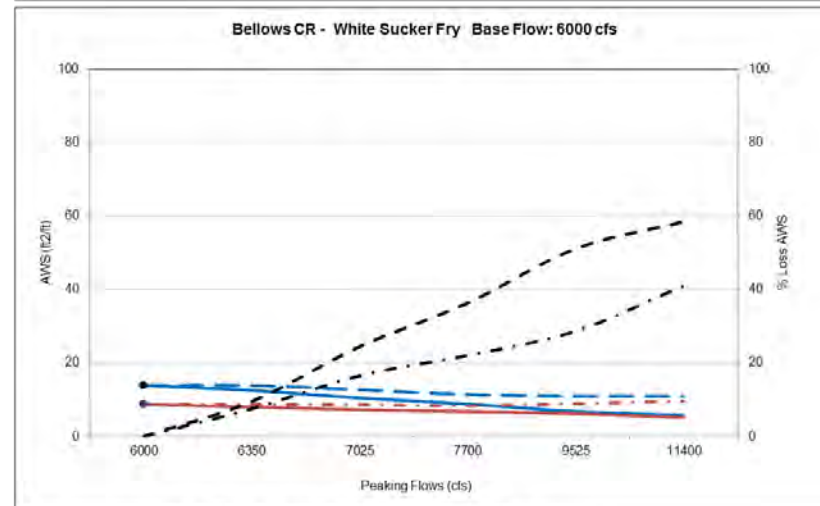
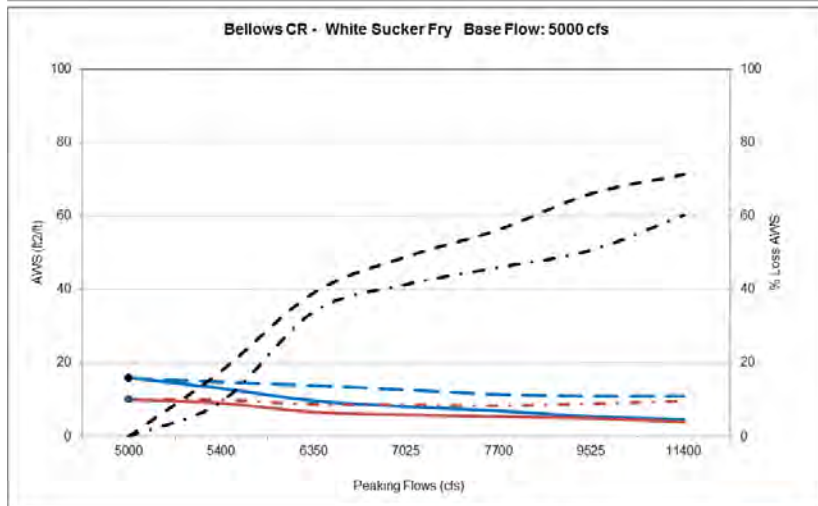
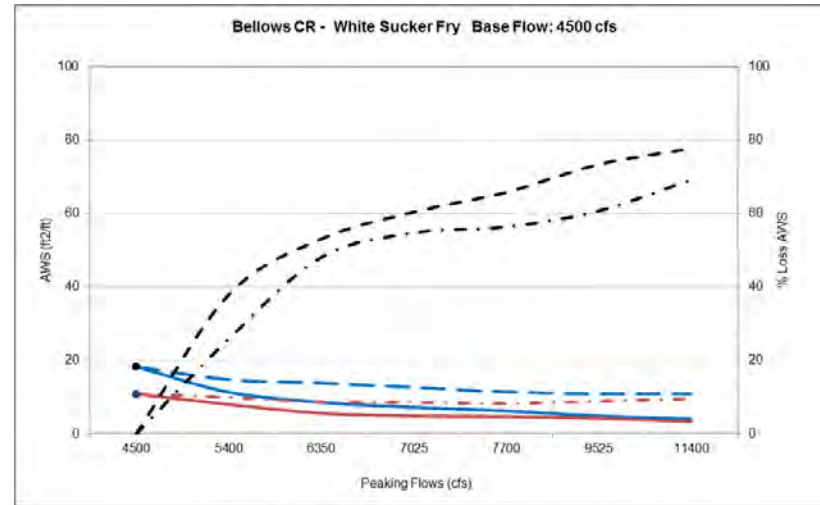
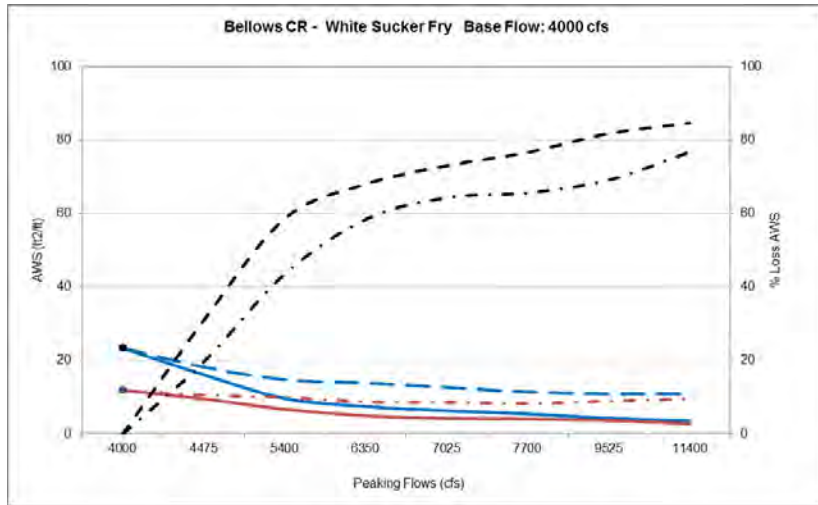




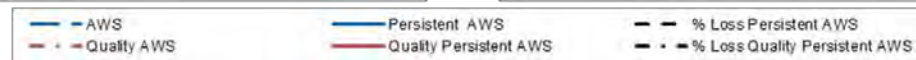
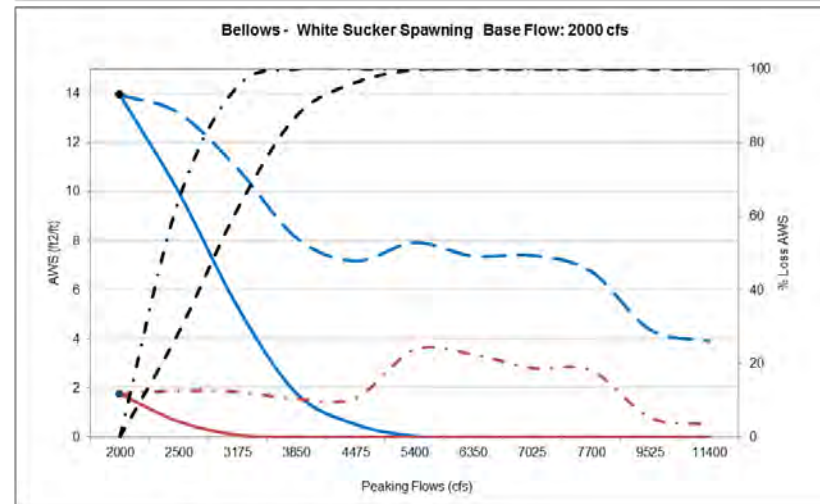
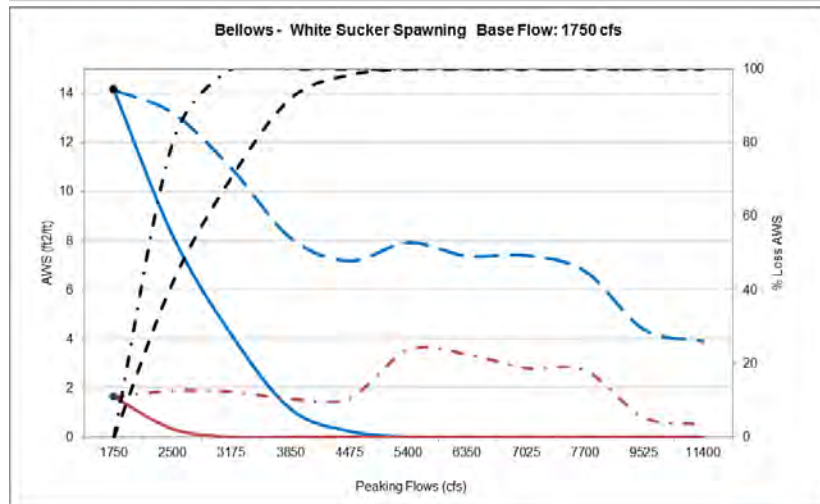
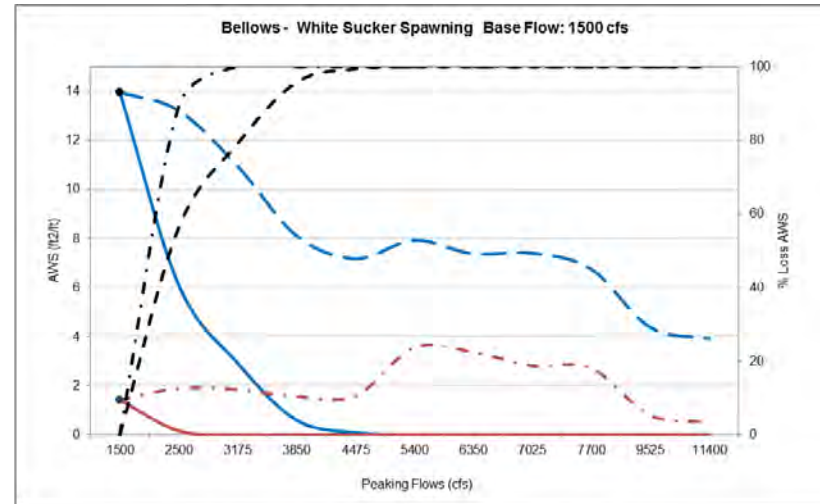
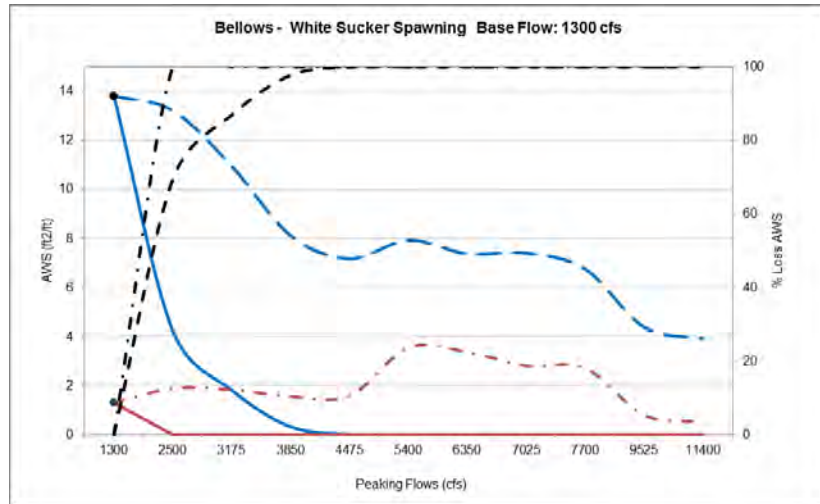
Bellows Falls CR White Sucker fry persistent and persistent quality habitat.

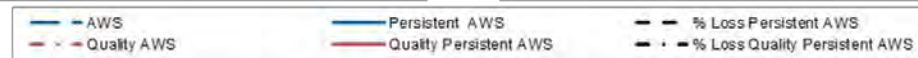
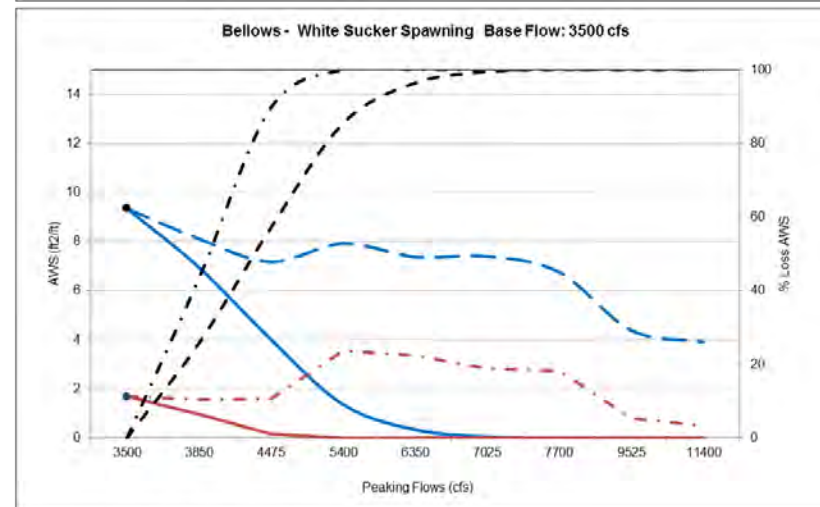
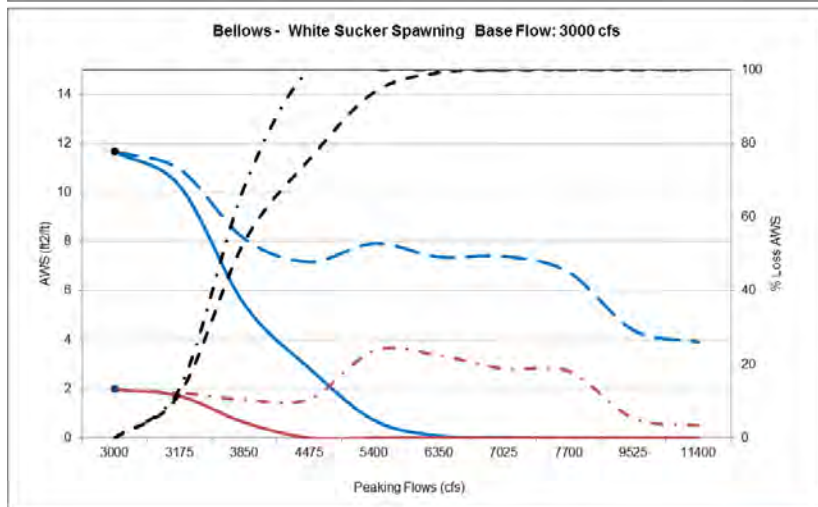
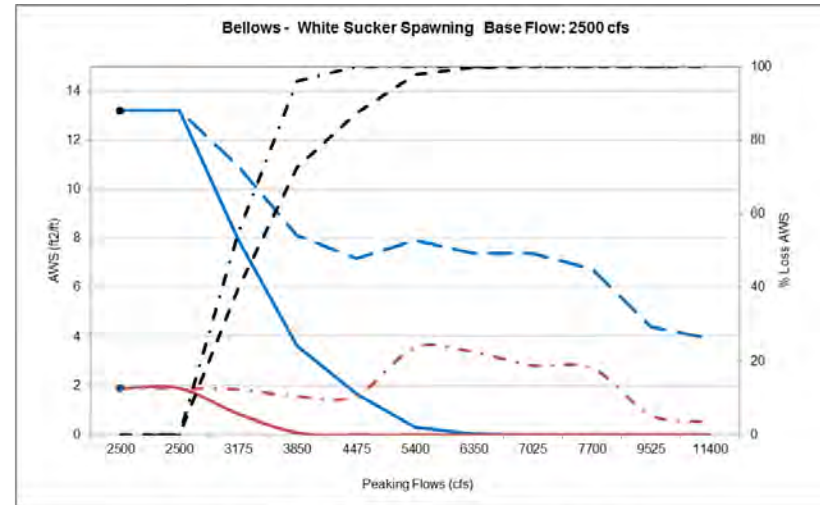
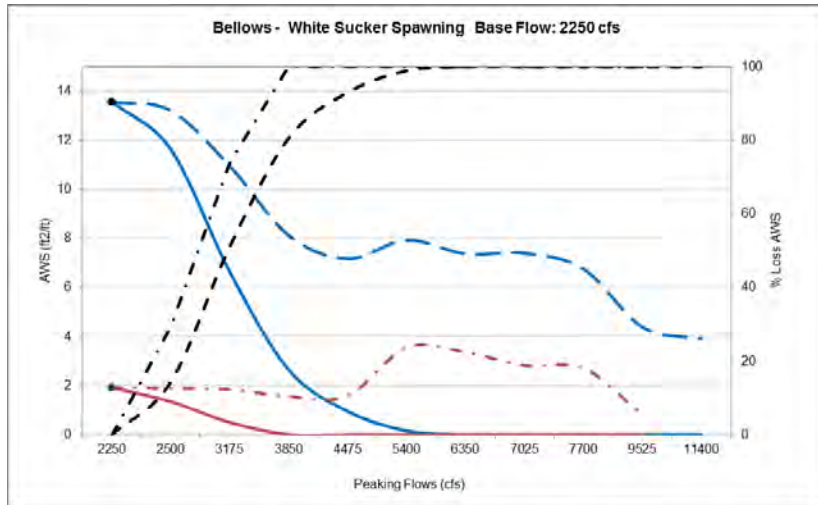


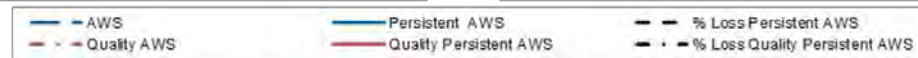
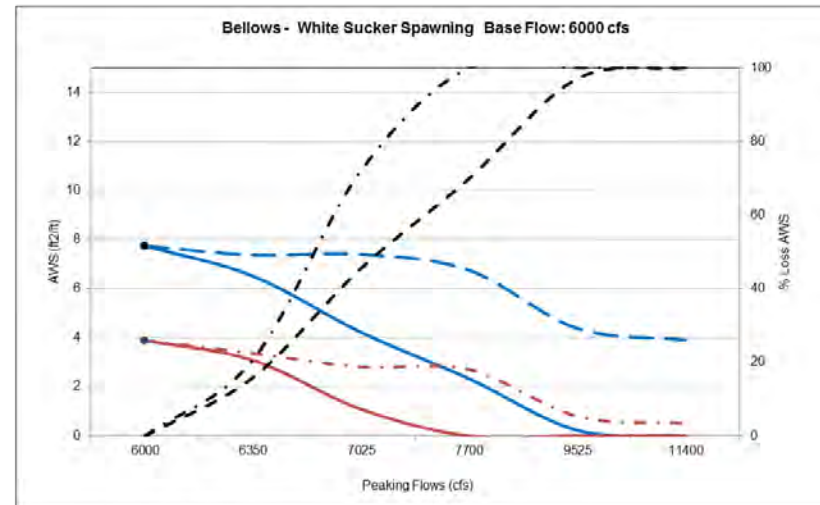
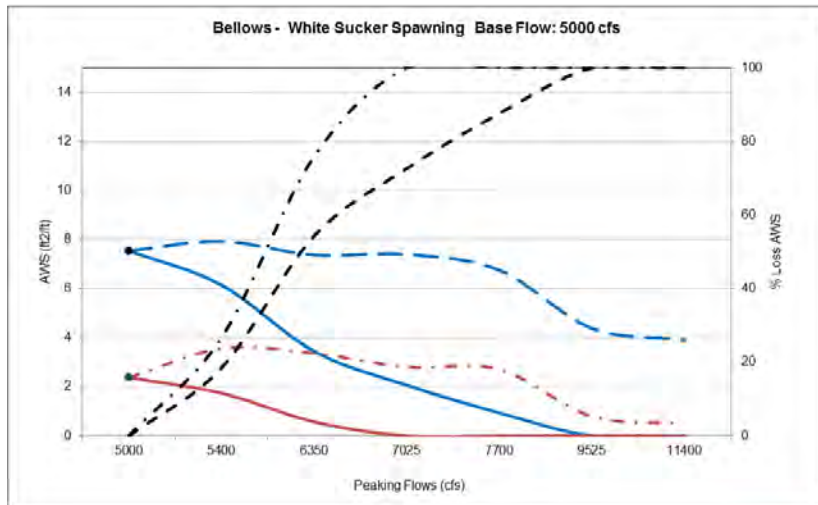
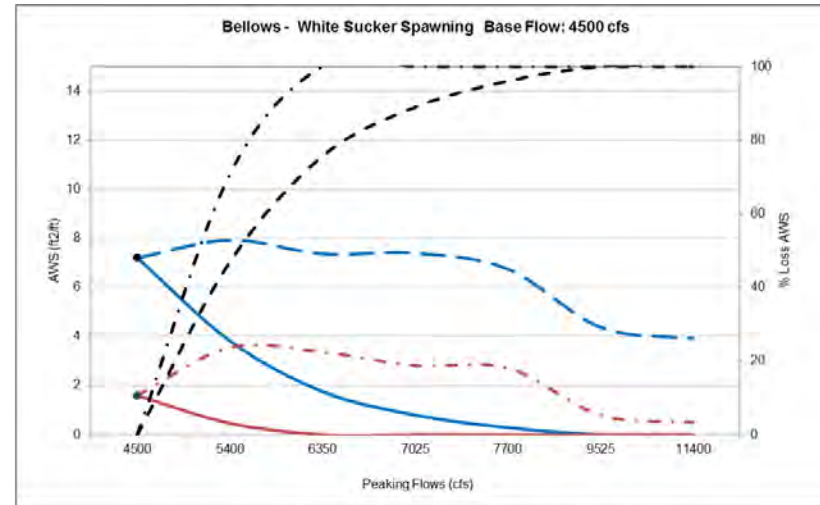
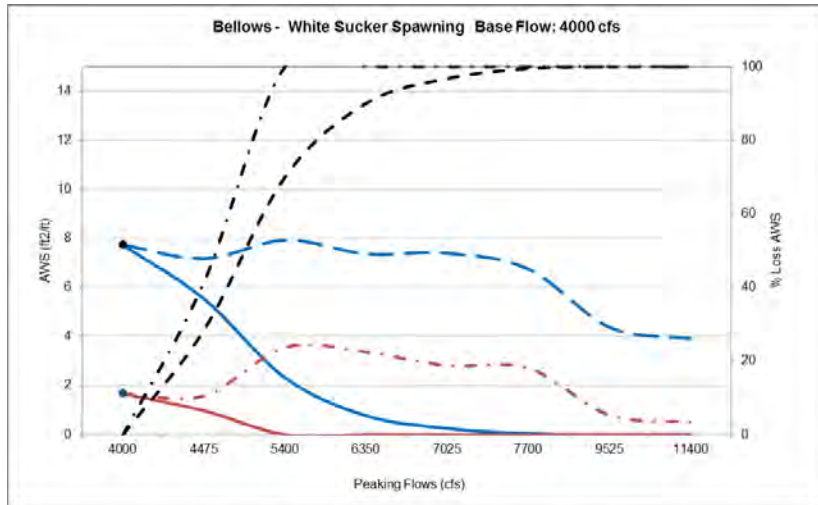




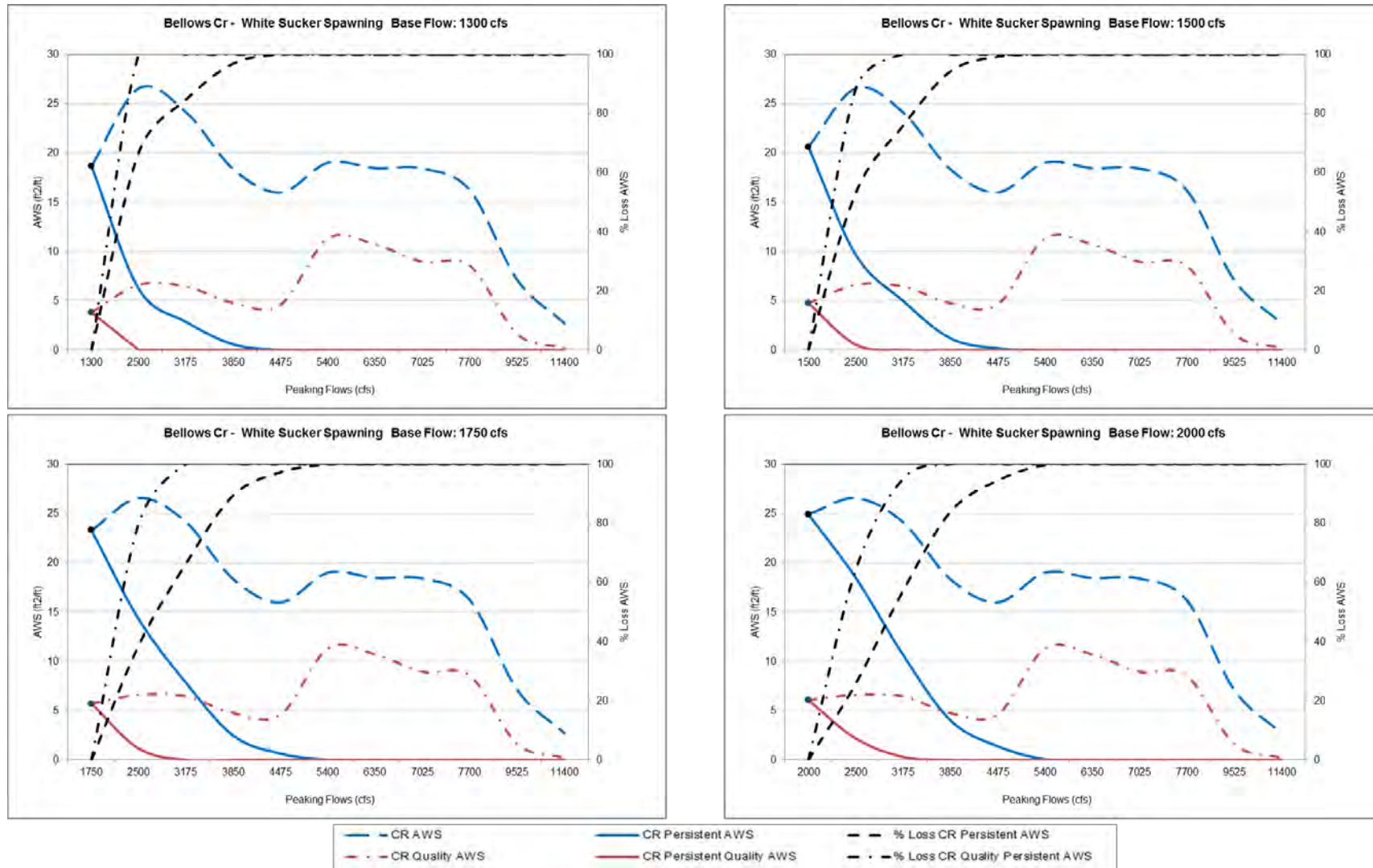
Bellows Falls White Sucker spawning persistent and persistent quality habitat.

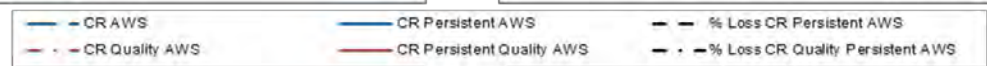
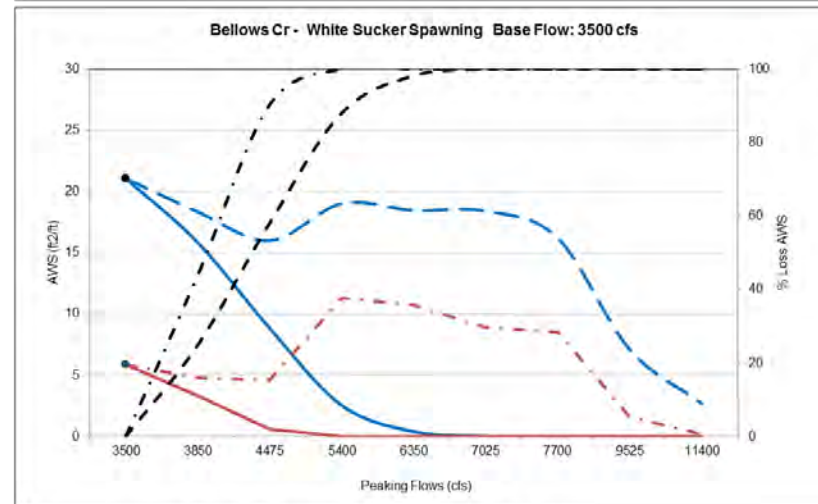
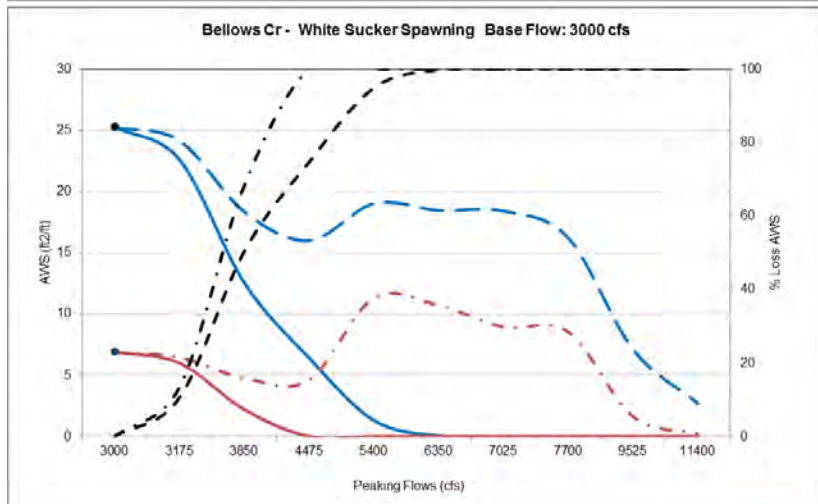
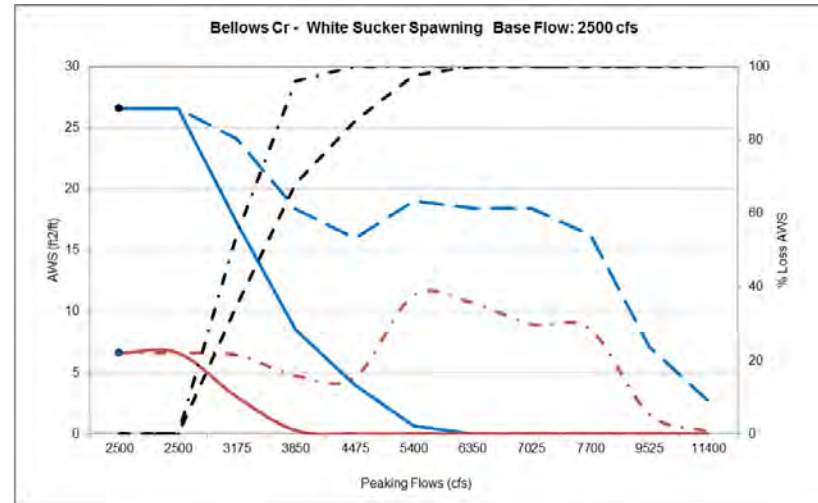
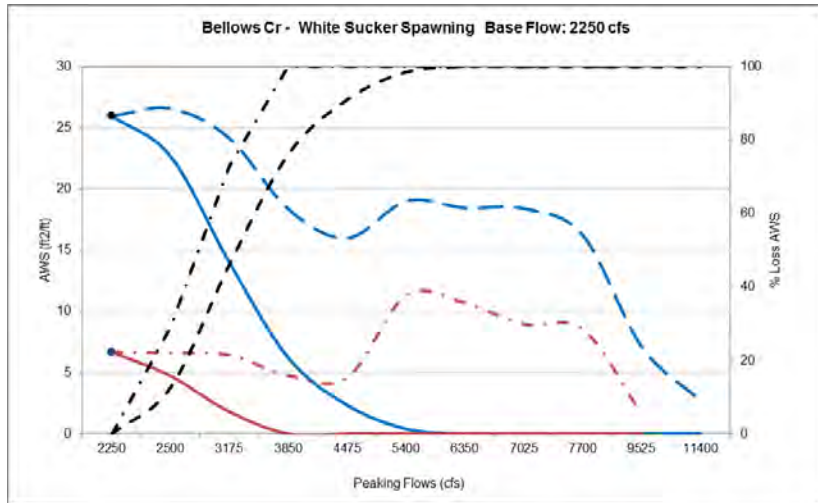


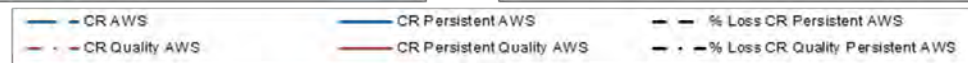
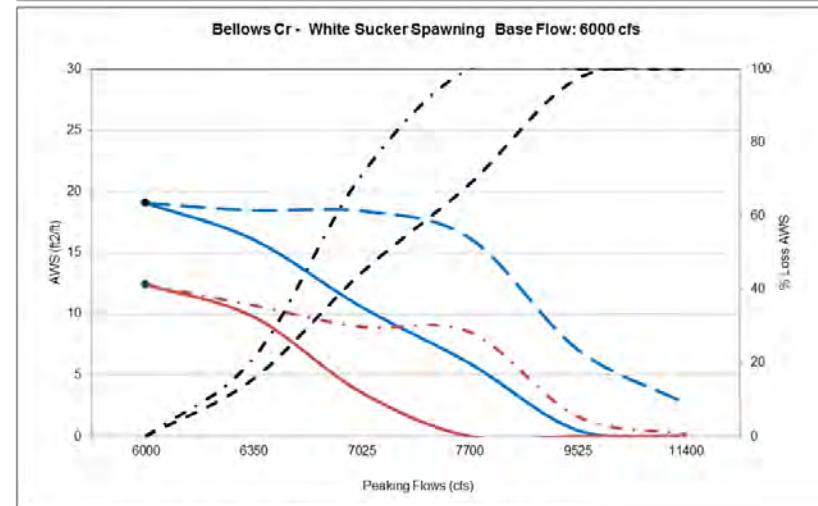
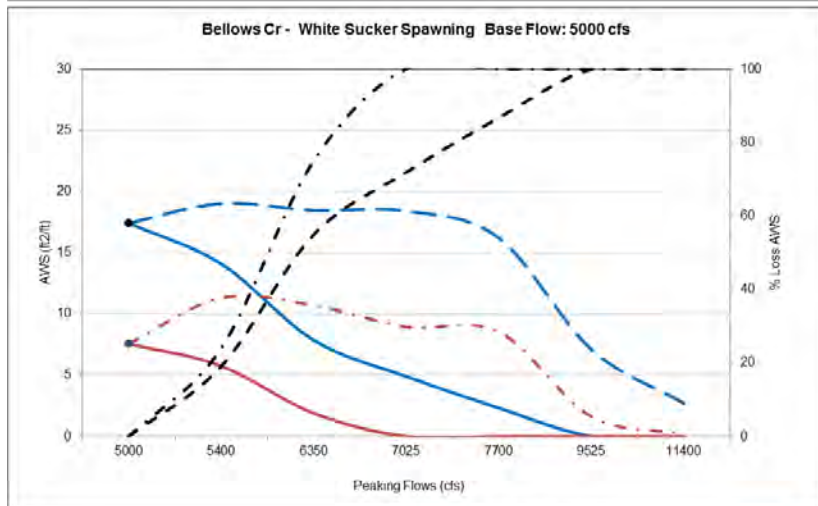
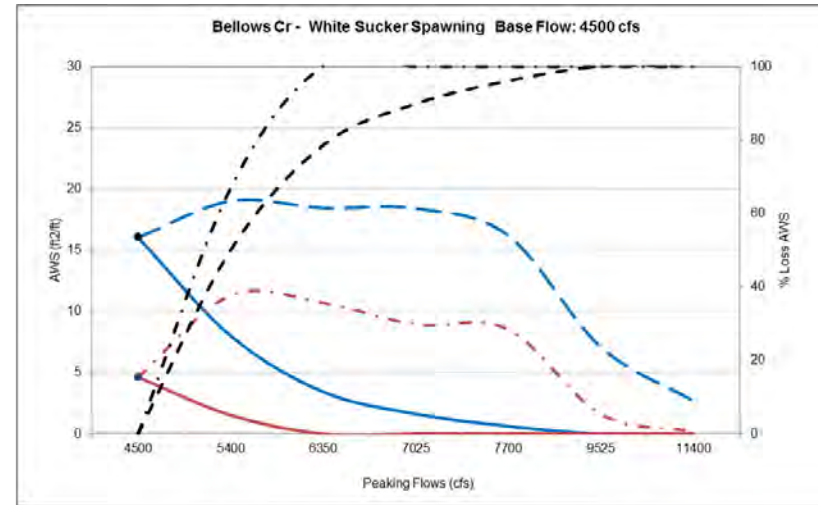
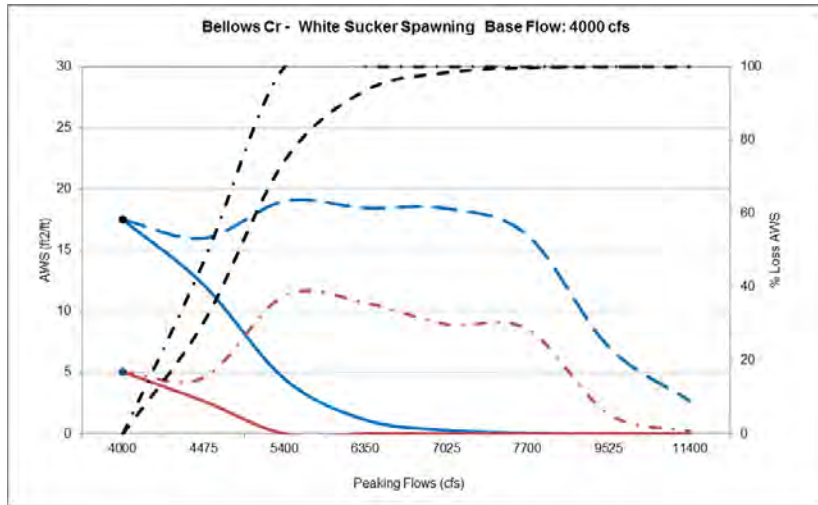




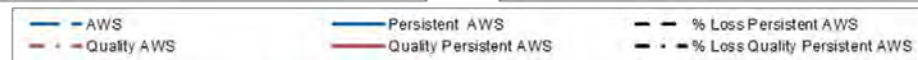
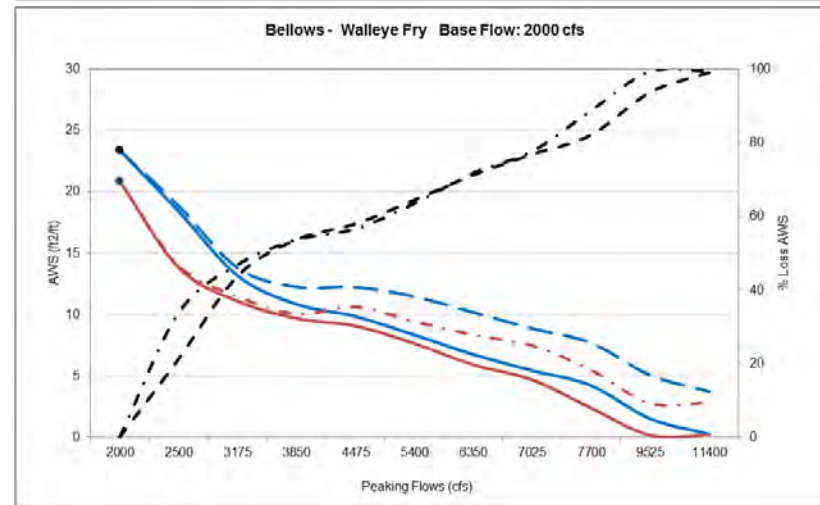
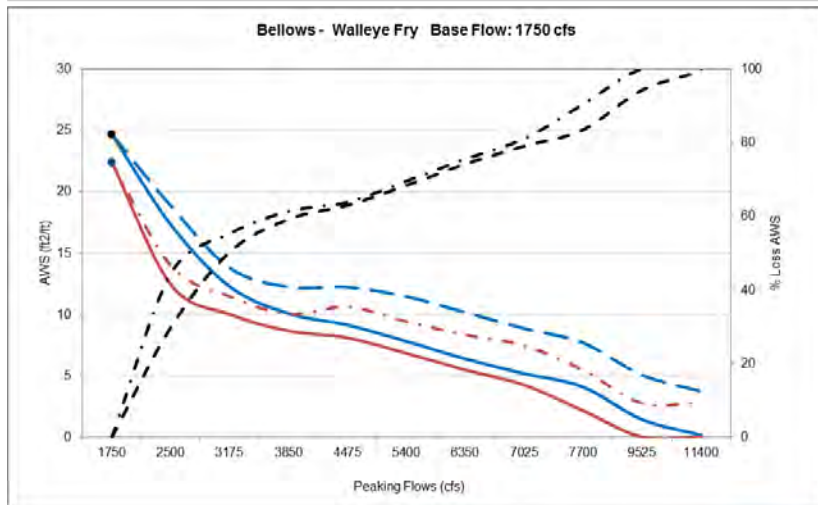
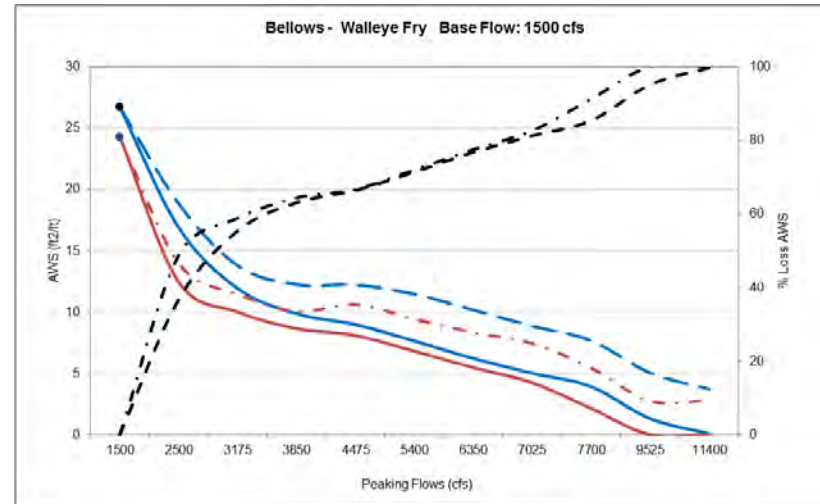
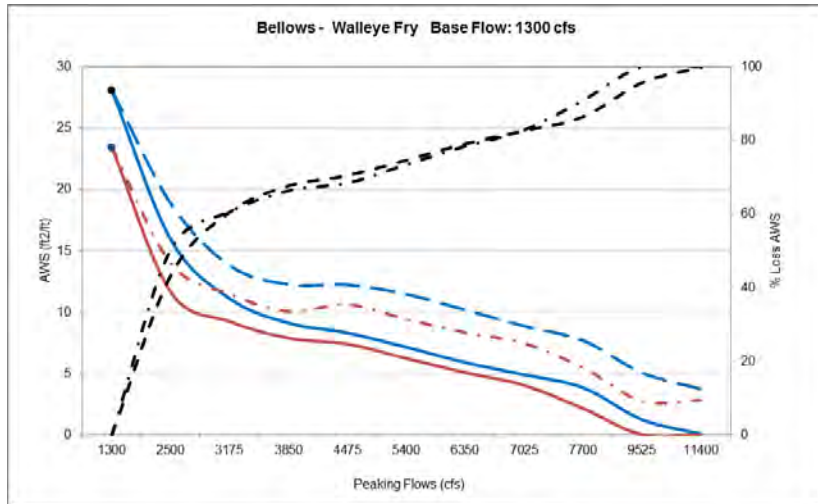
Bellows Falls CR White Sucker spawning persistent and persistent quality habitat.

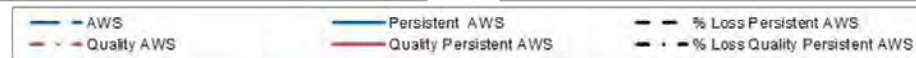
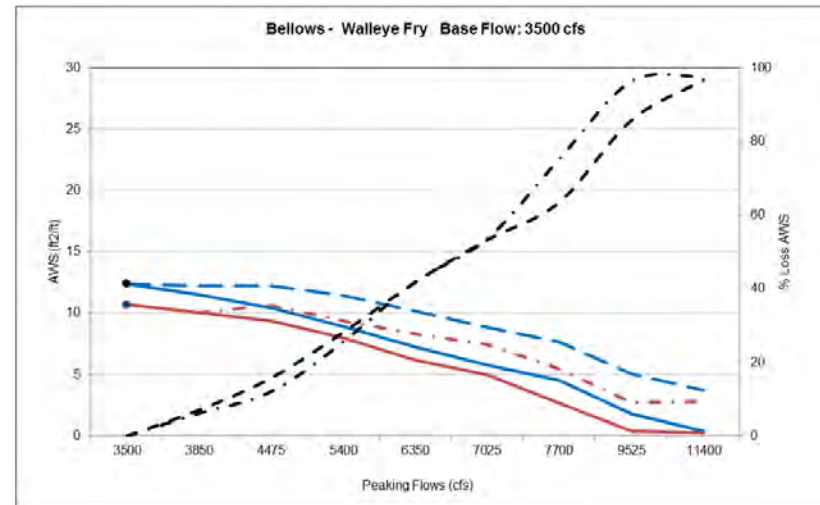
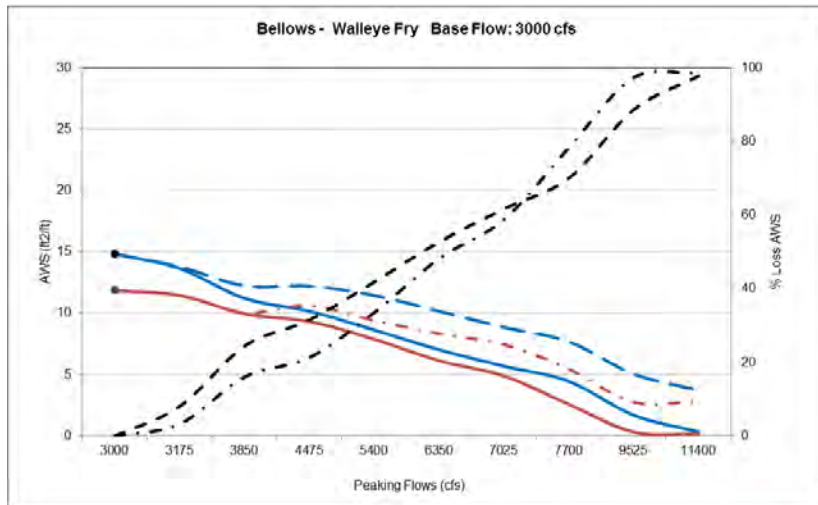
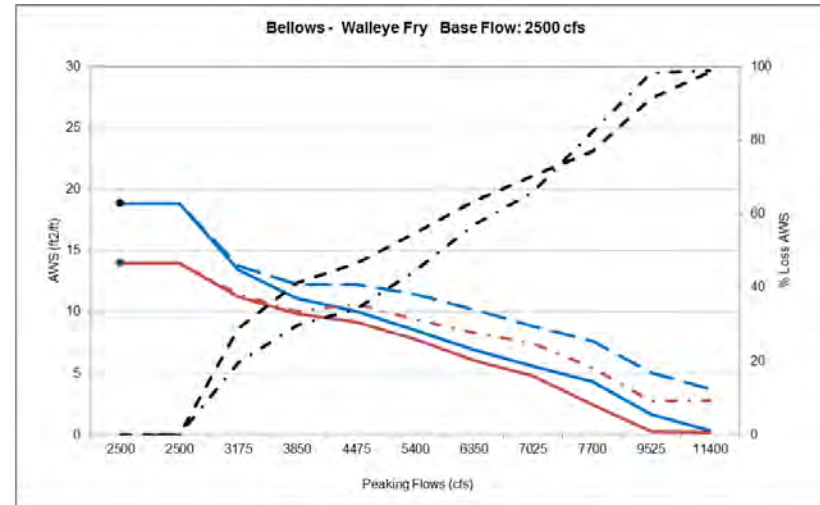
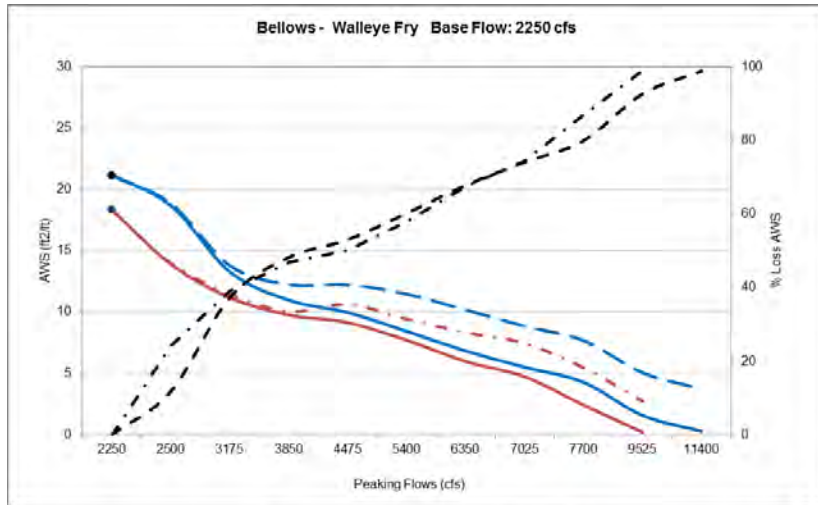


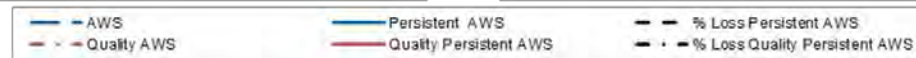
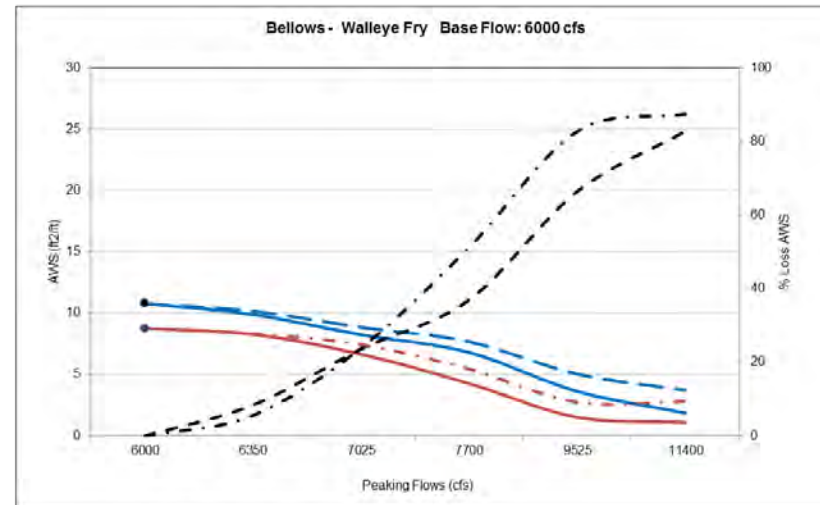
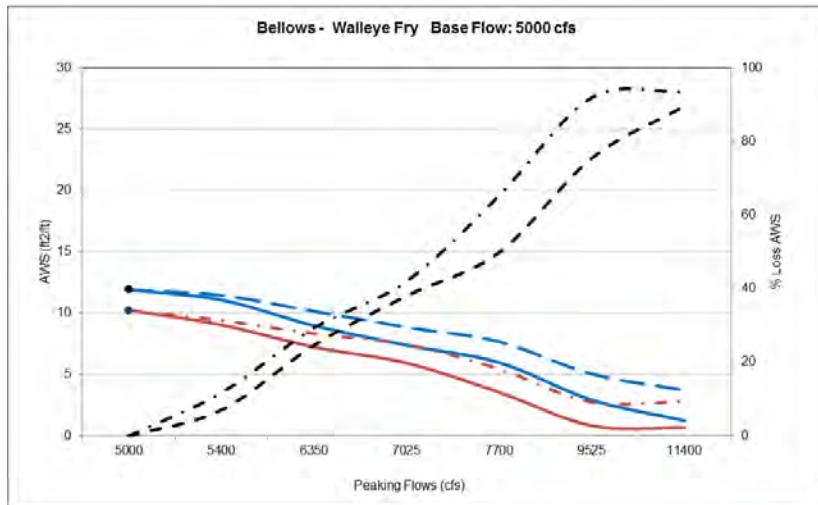
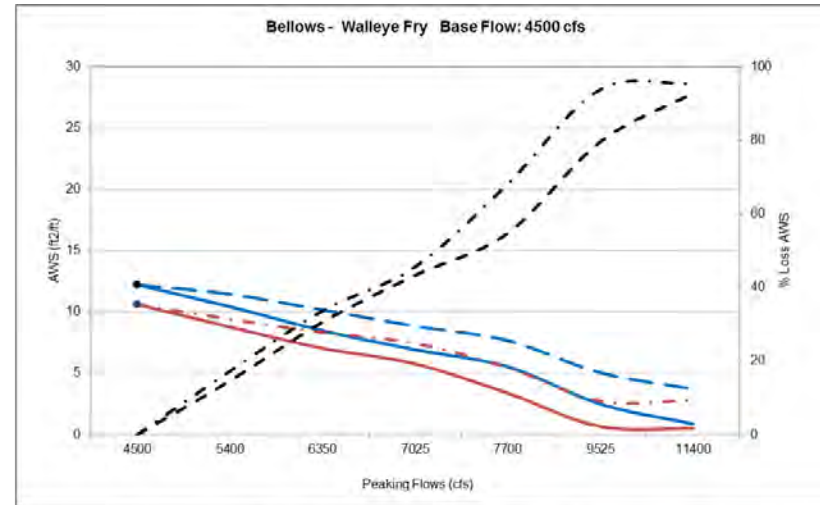
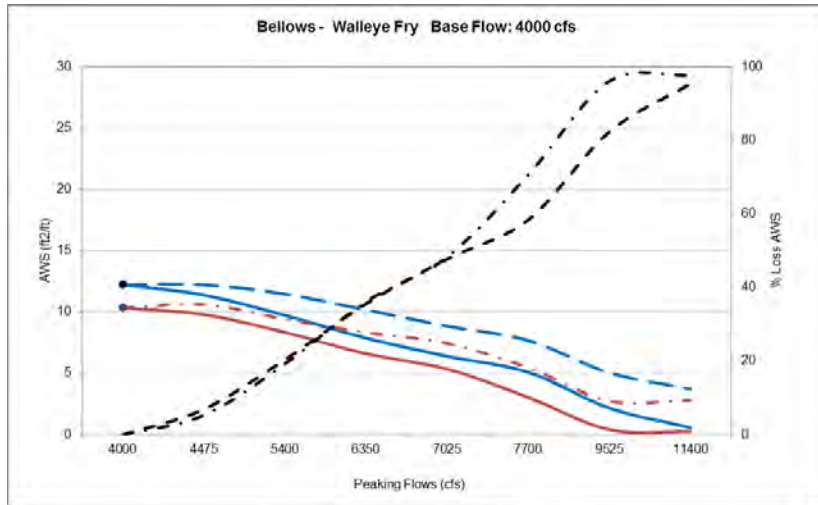




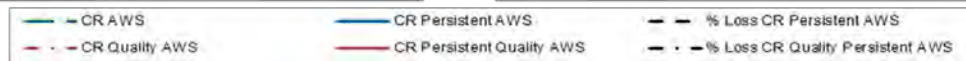
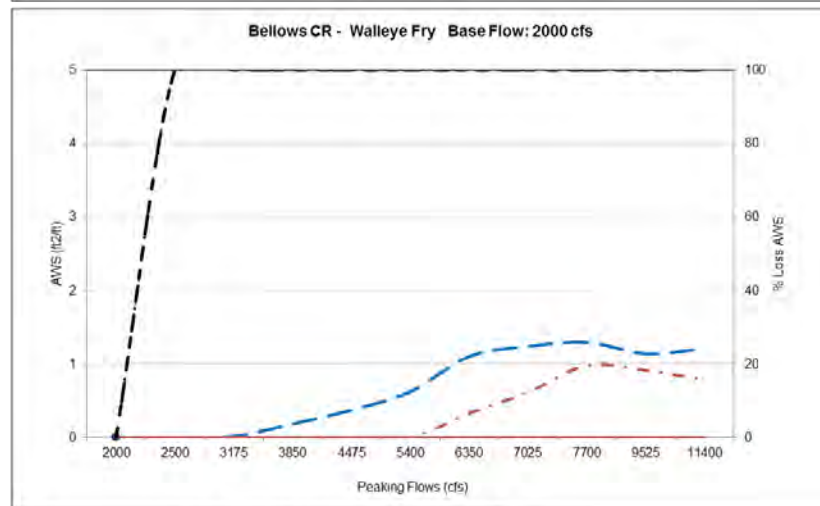
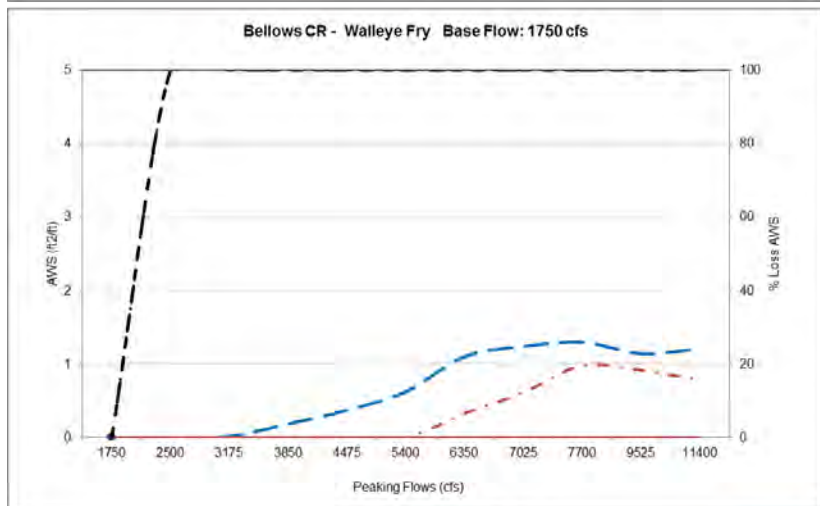
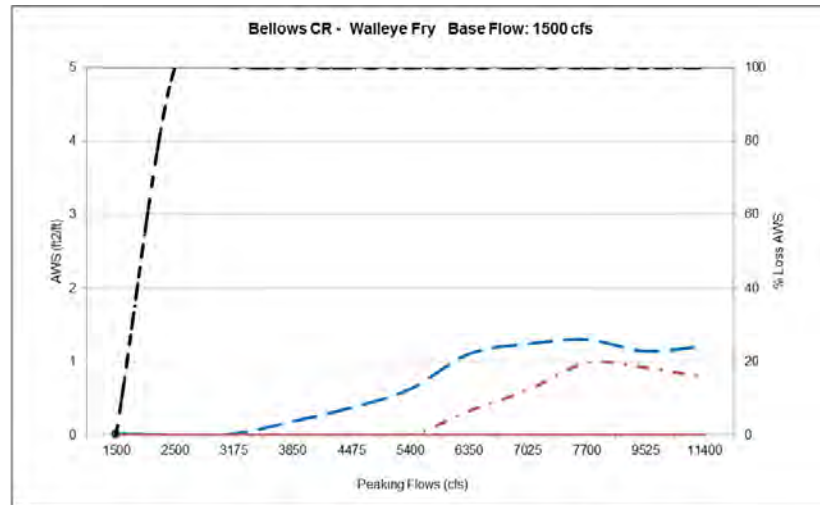
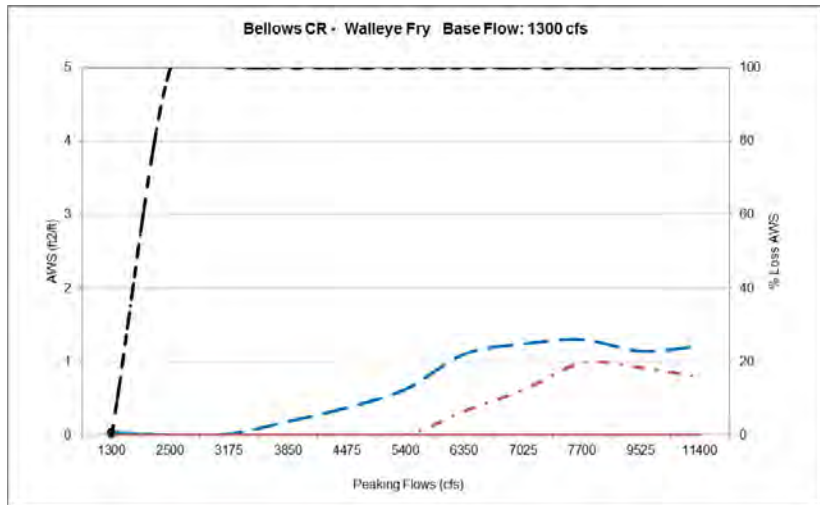
Bellows Falls Walleye fry persistent and persistent quality habitat.

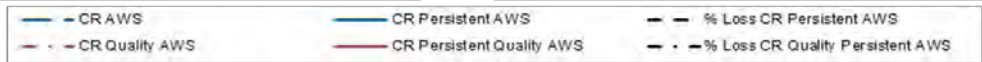
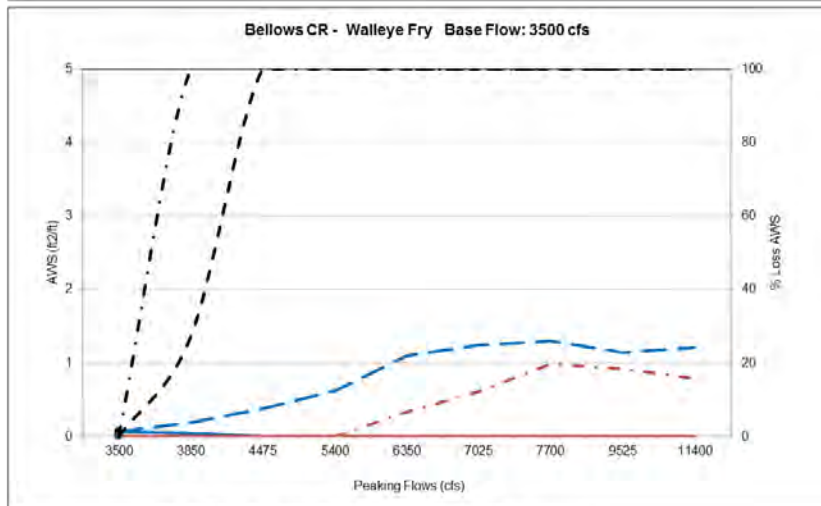
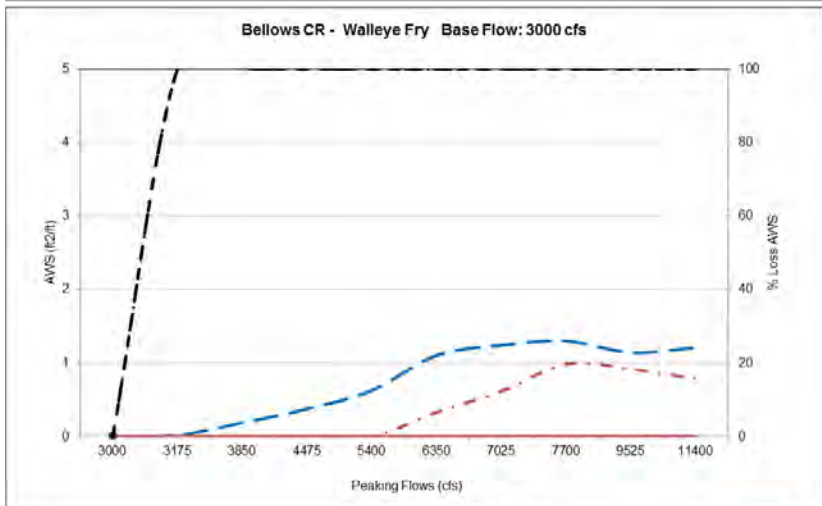
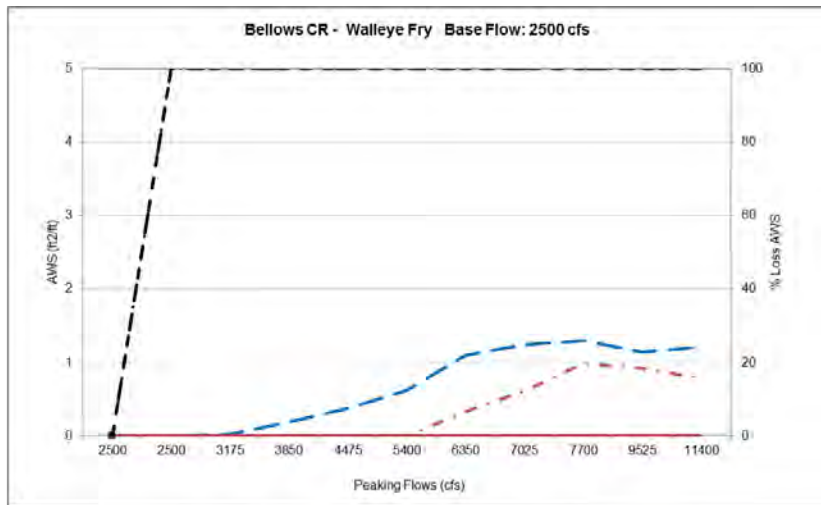
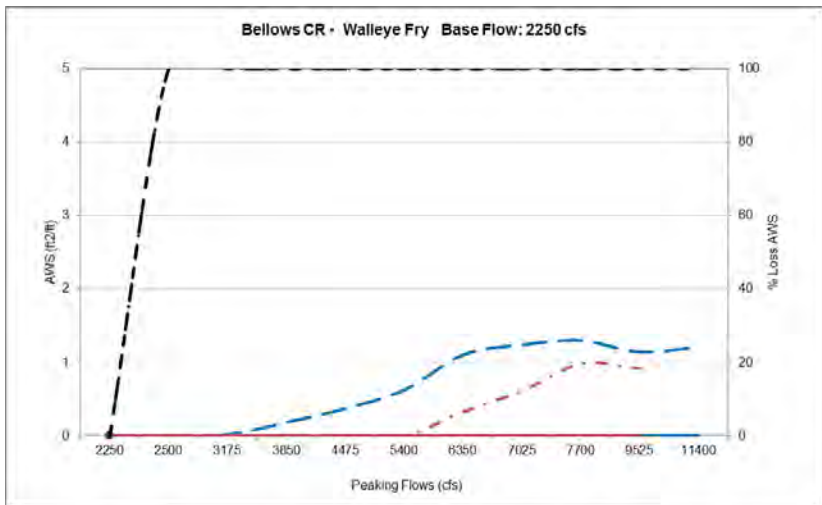


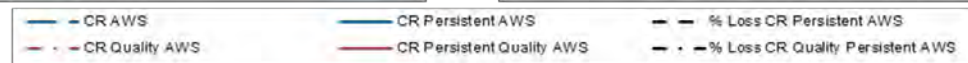
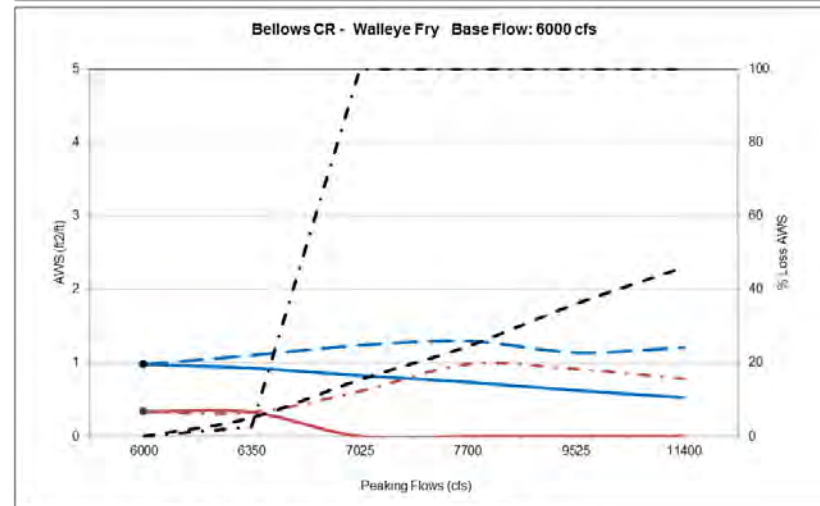
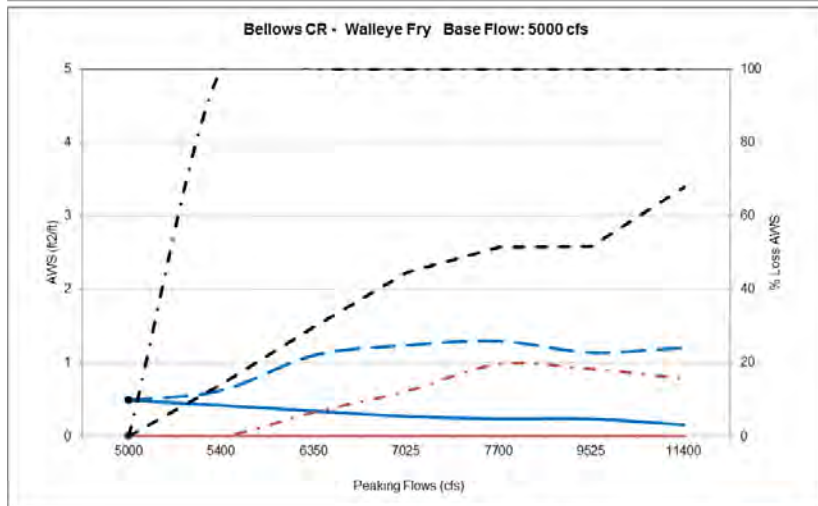
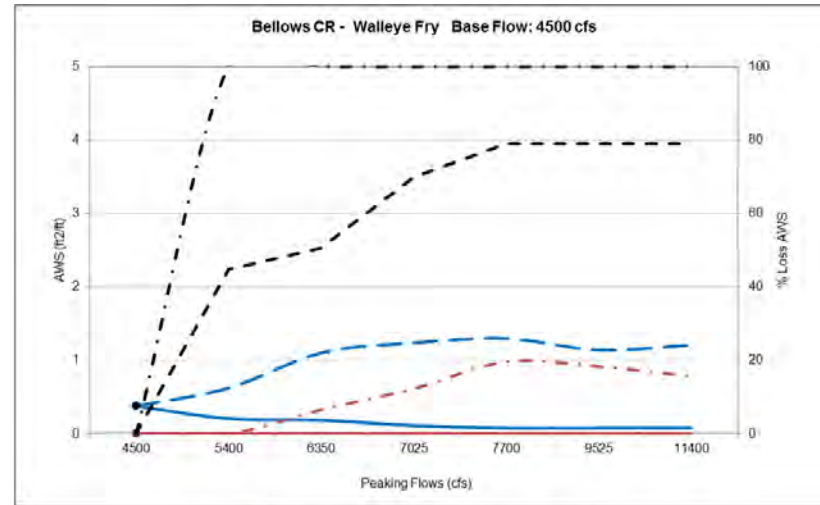
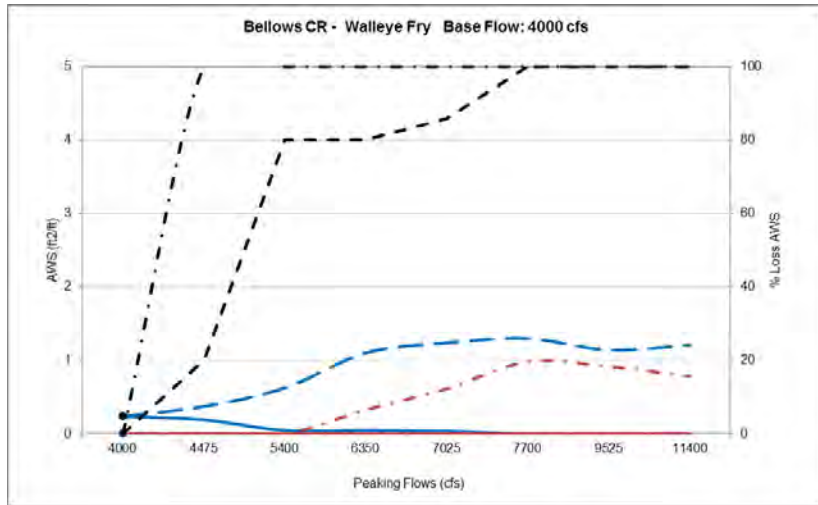




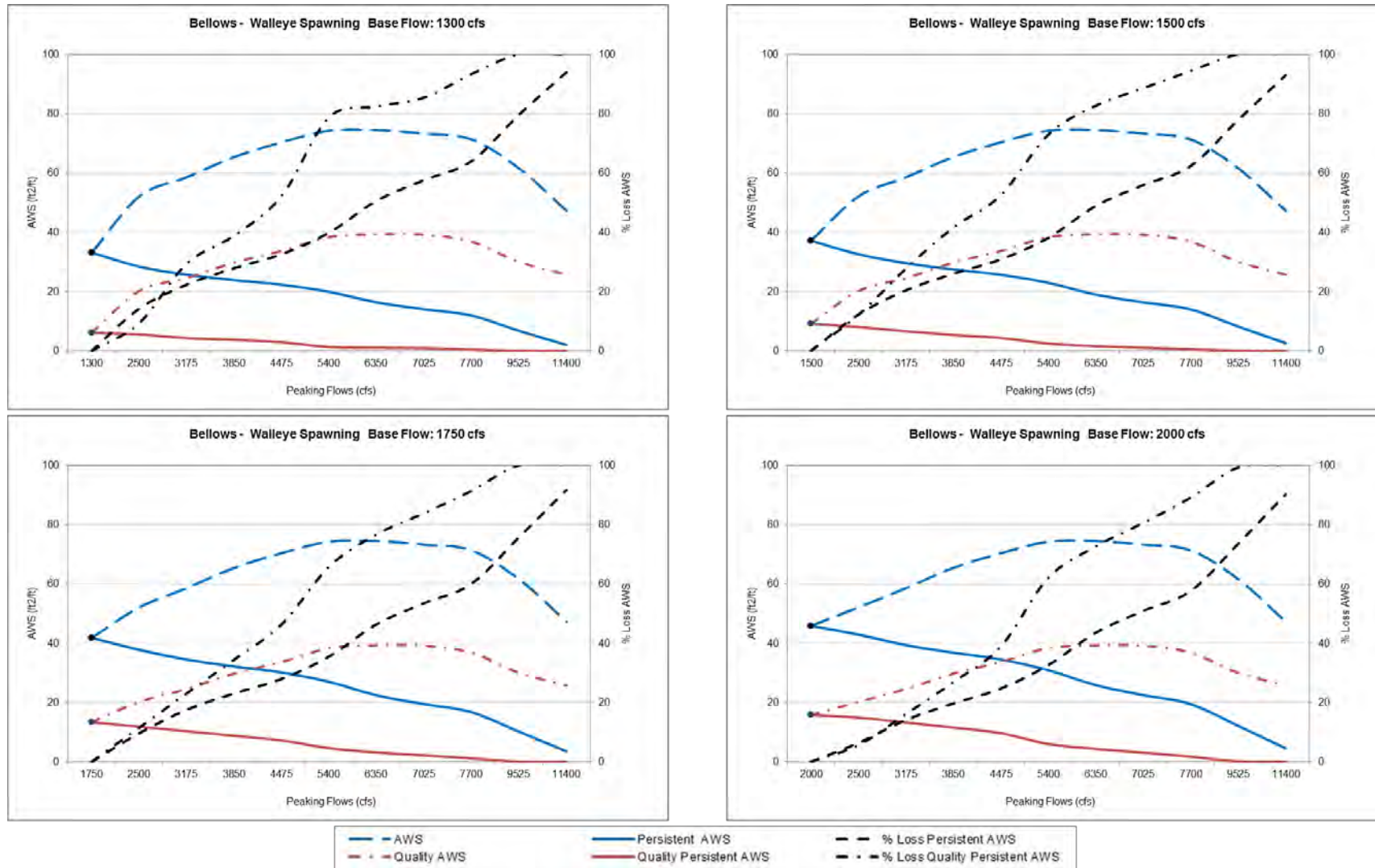
Bellows Falls CR Walleye fry persistent and persistent quality habitat.

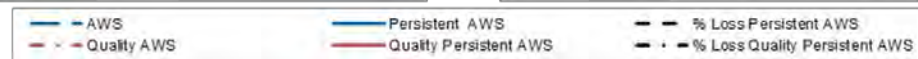
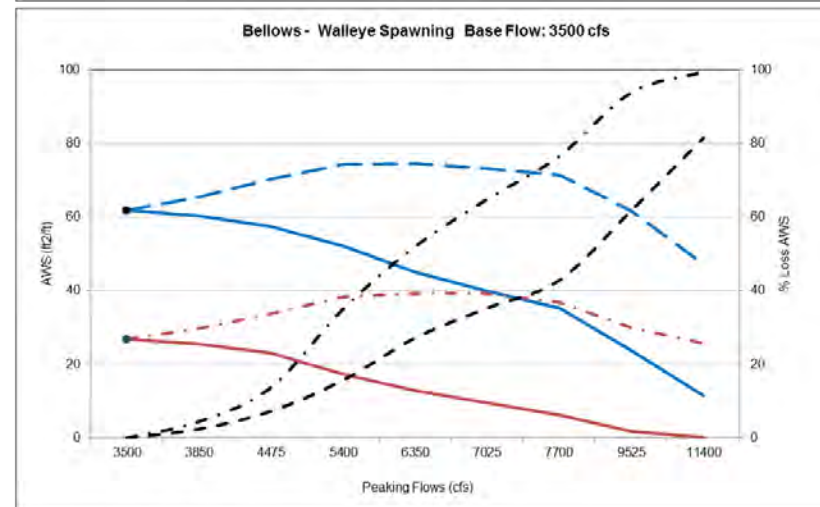
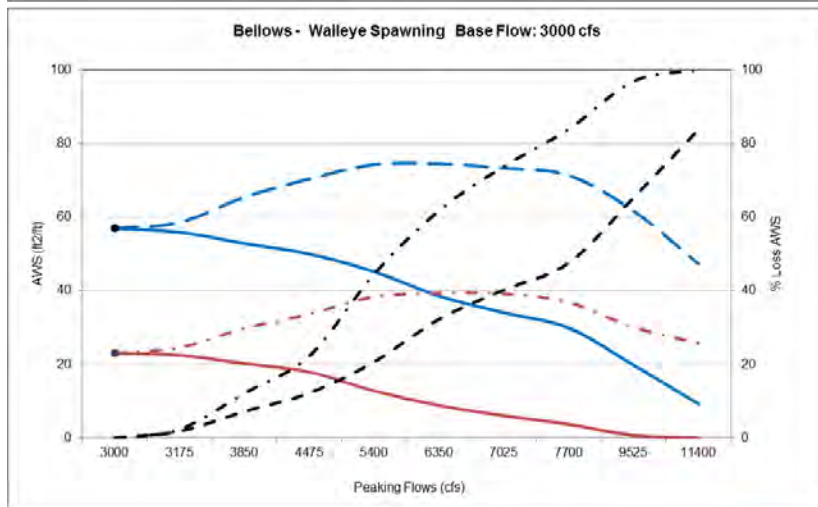
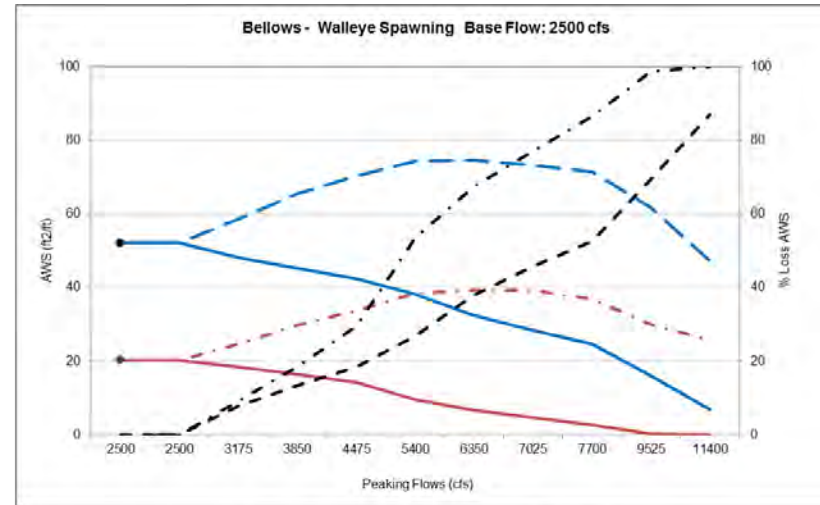
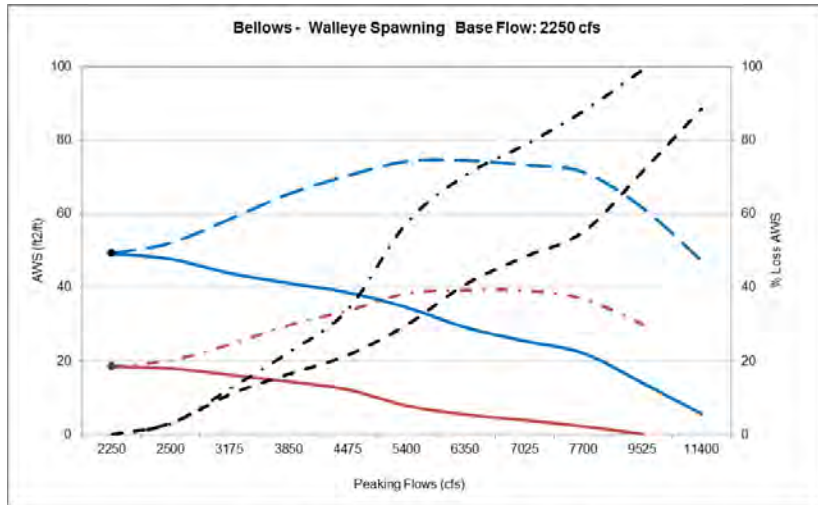


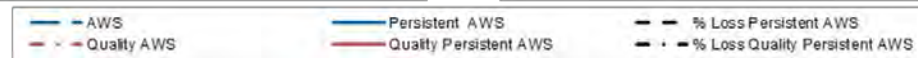
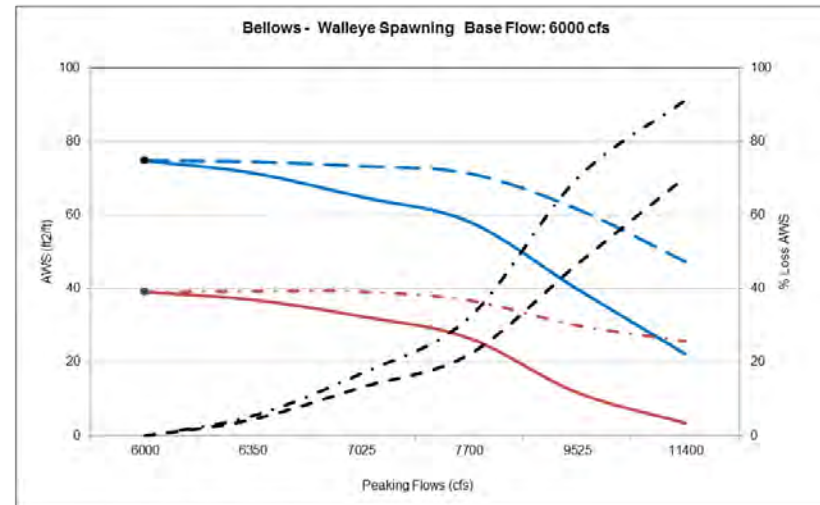
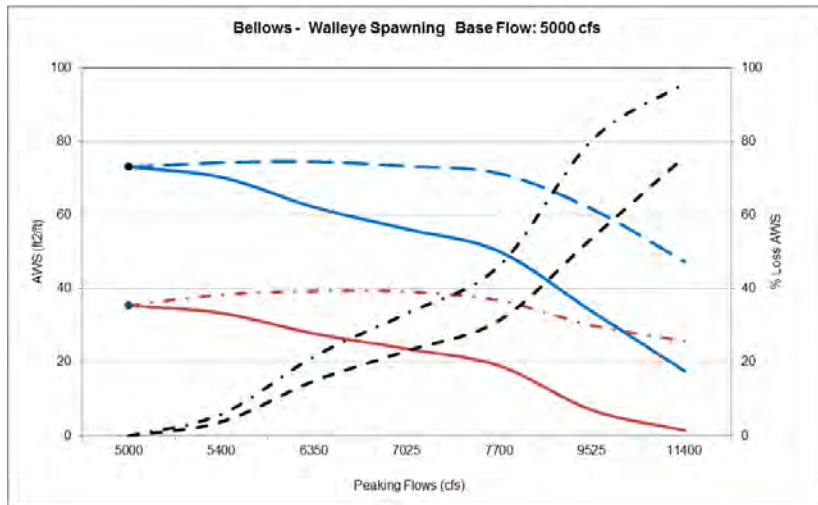
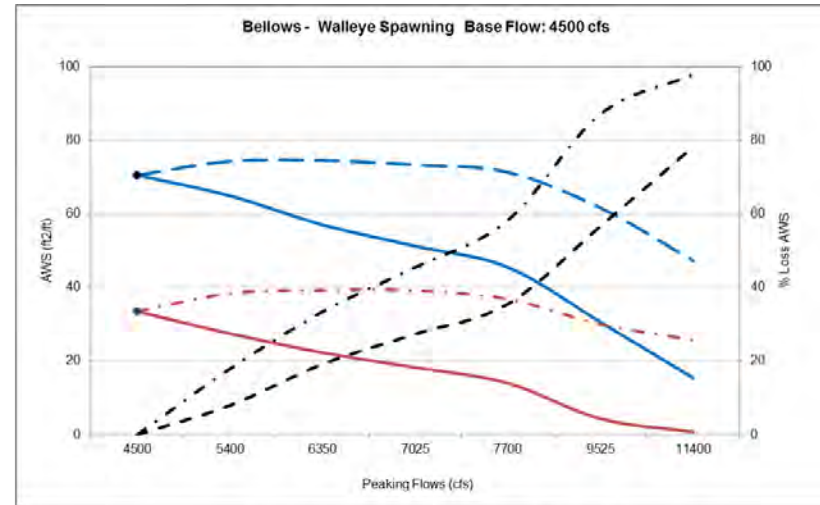
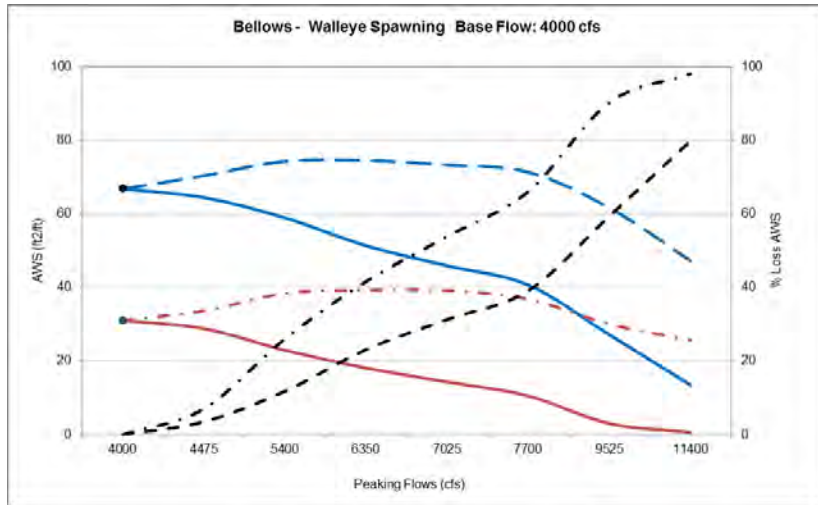




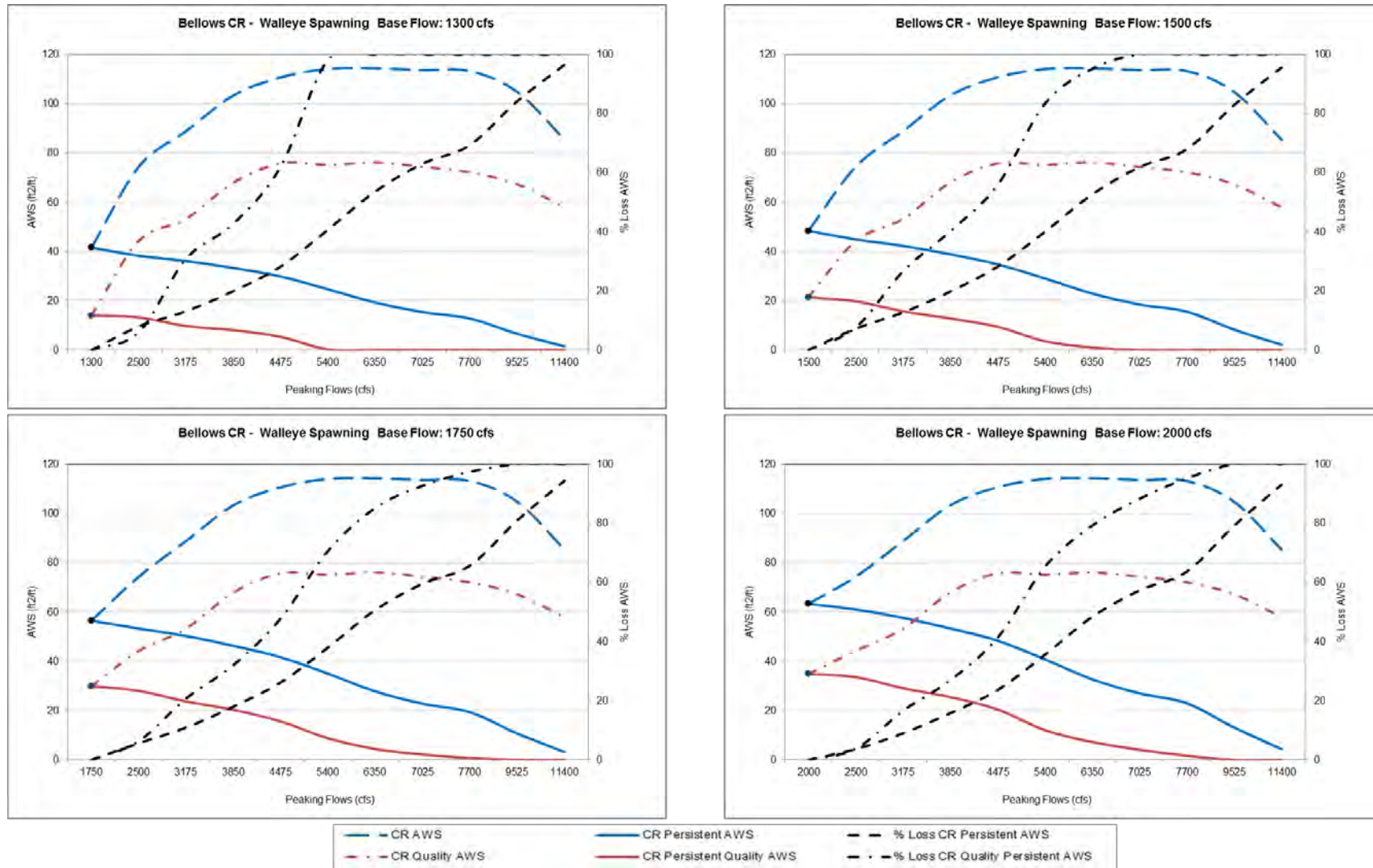
Bellows Falls Walleye spawning persistent and persistent quality habitat.

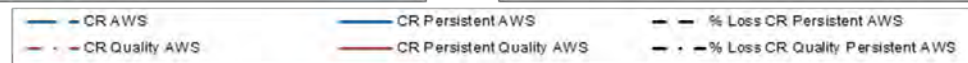
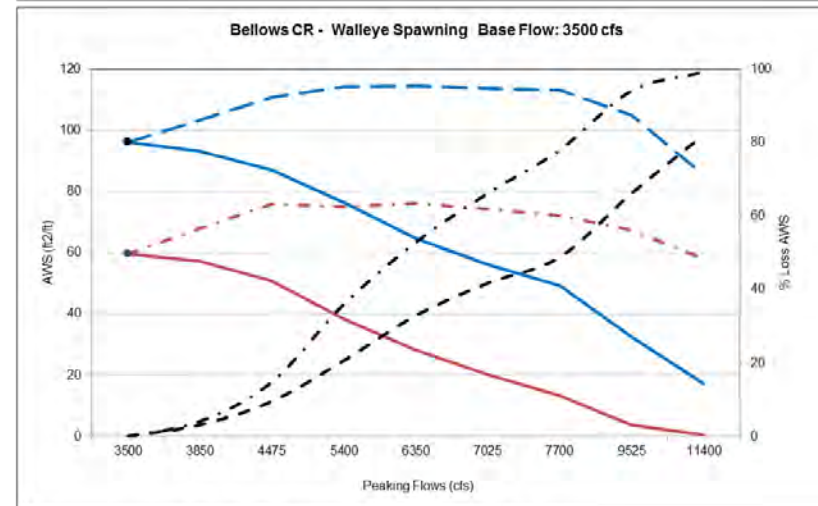
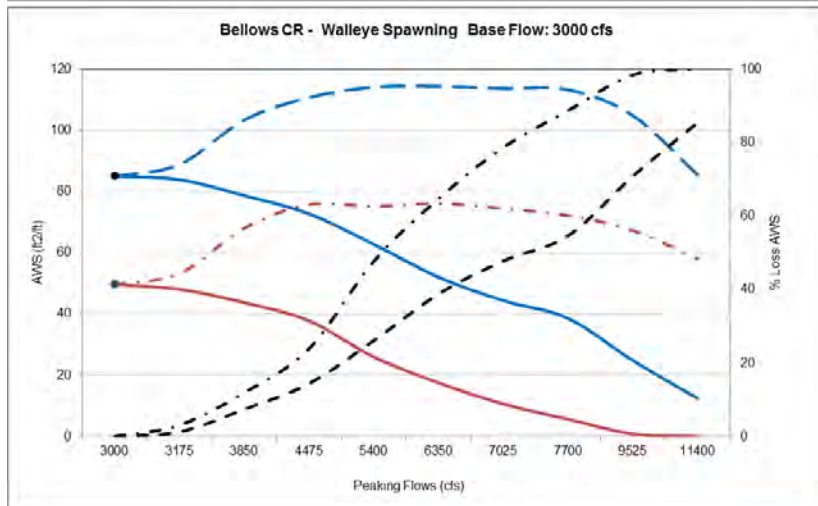
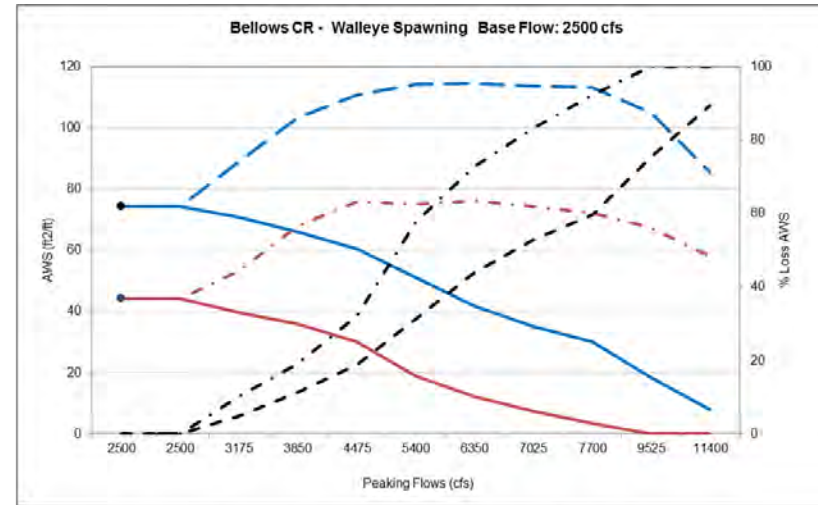
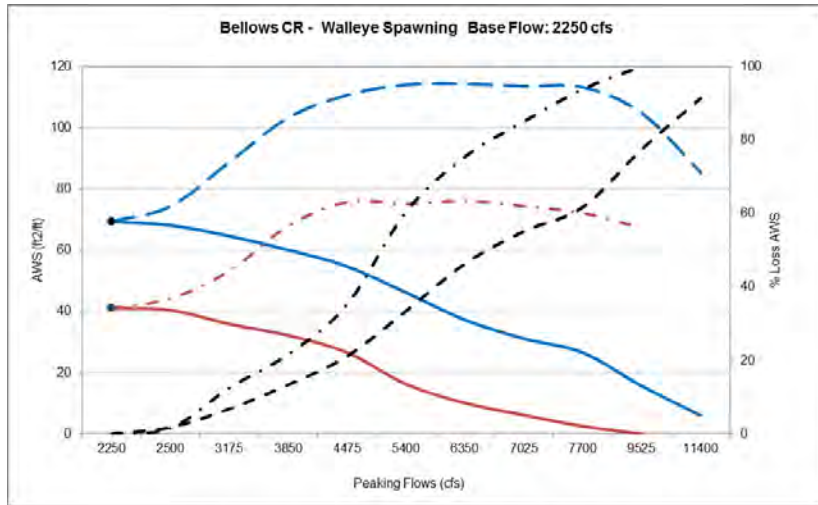


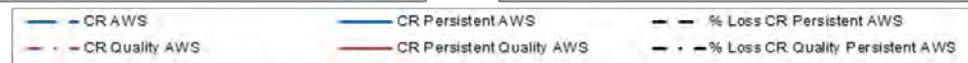
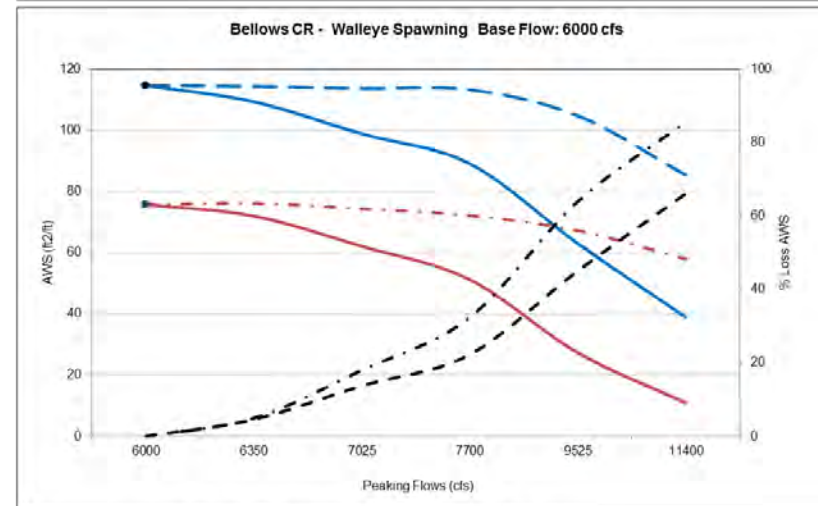
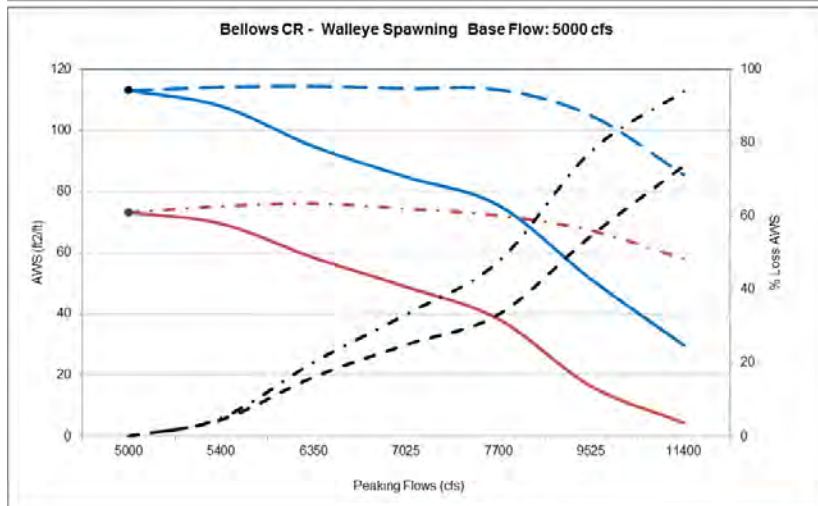
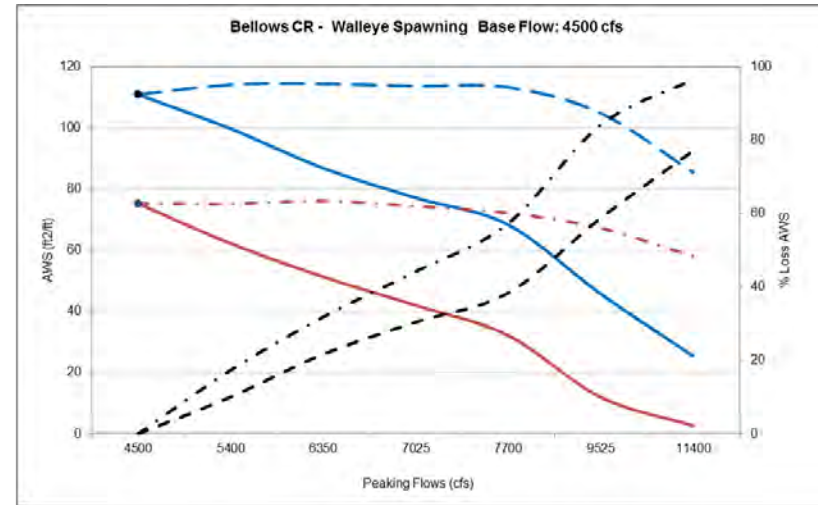
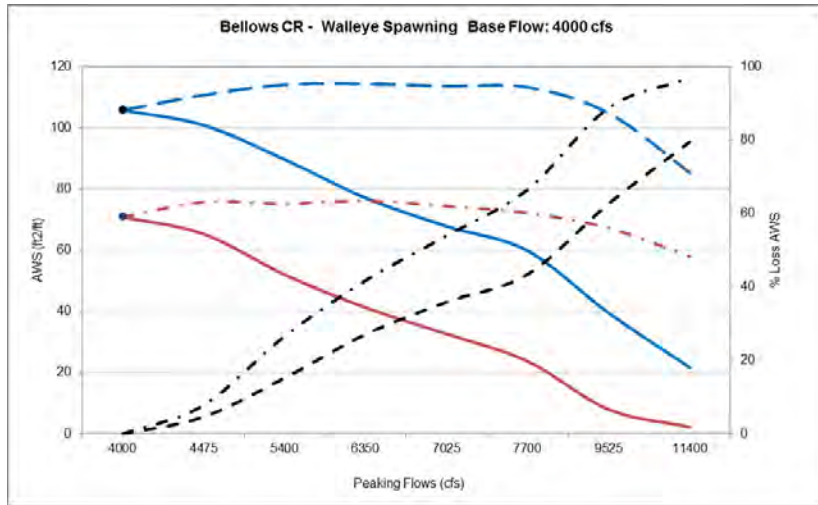




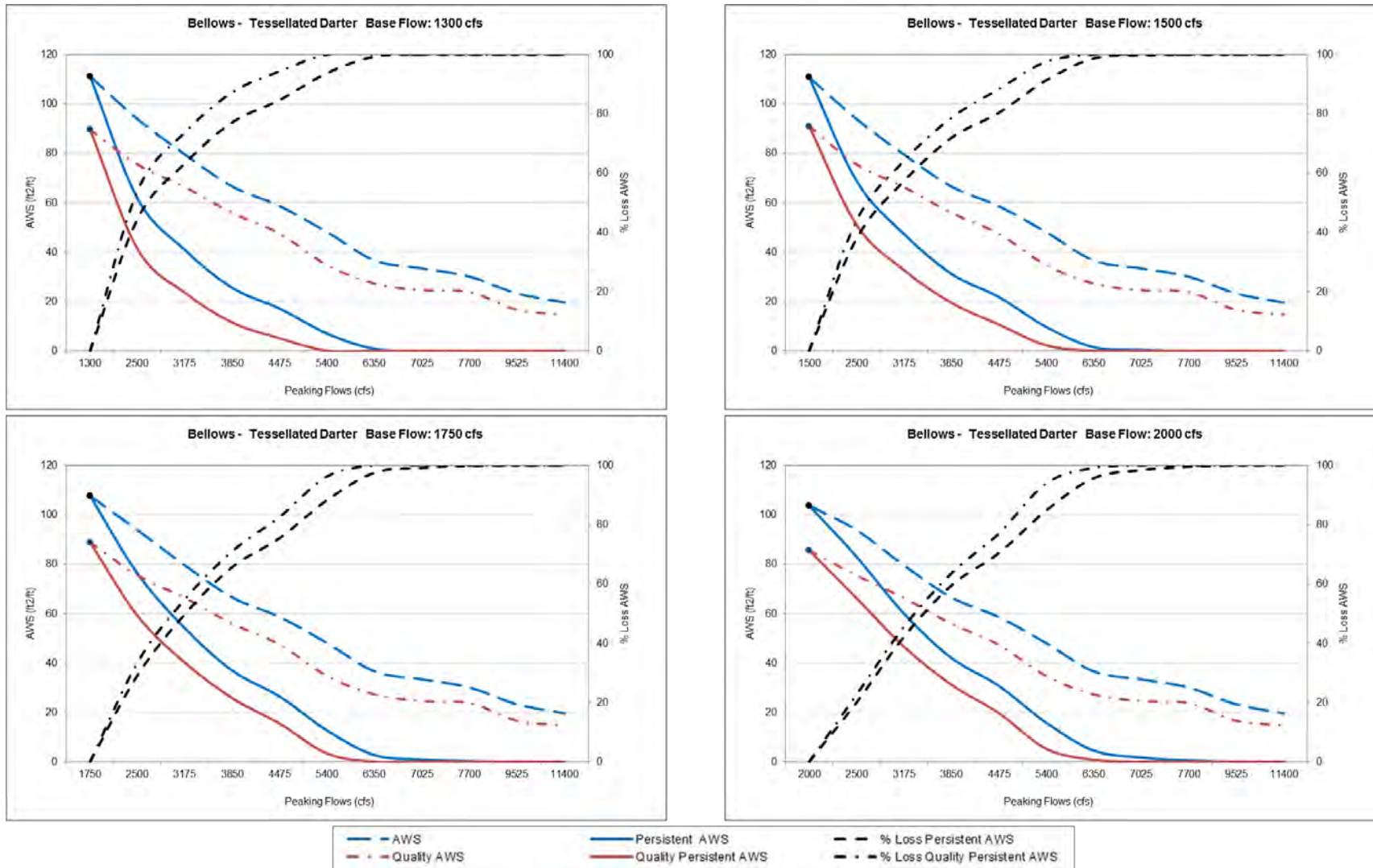
Bellows Falls CR Walleye spawning persistent and persistent quality habitat.

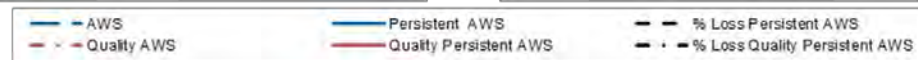
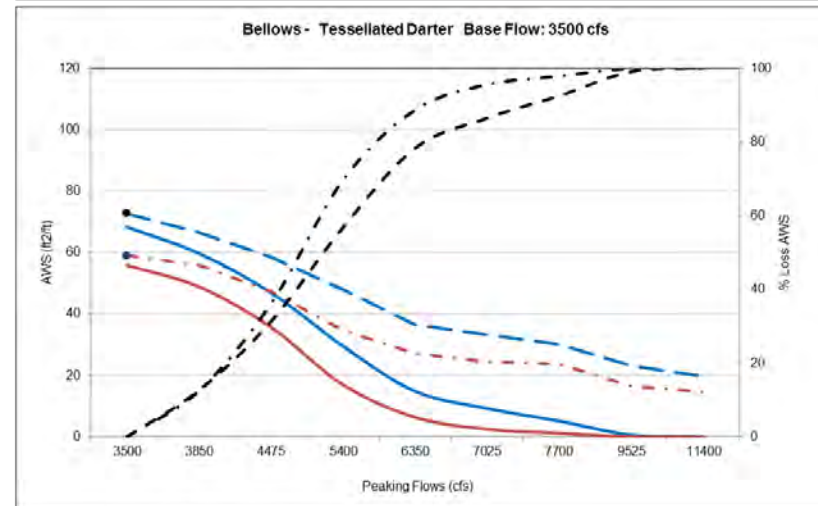
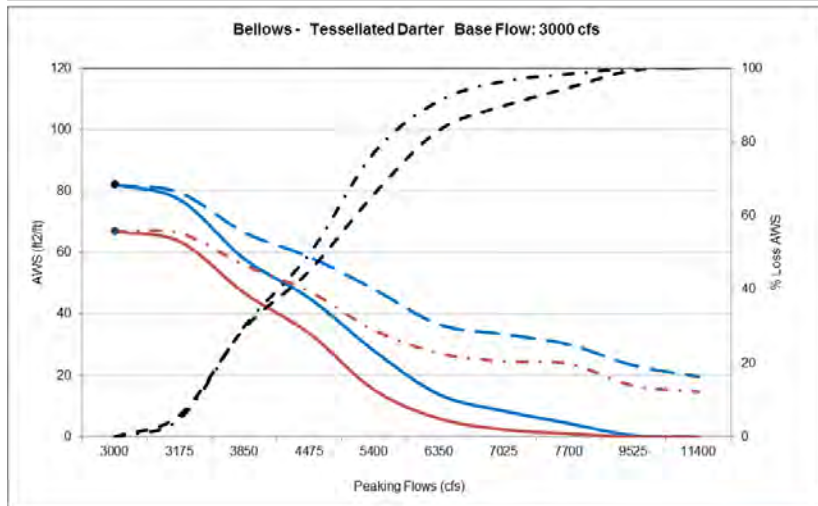
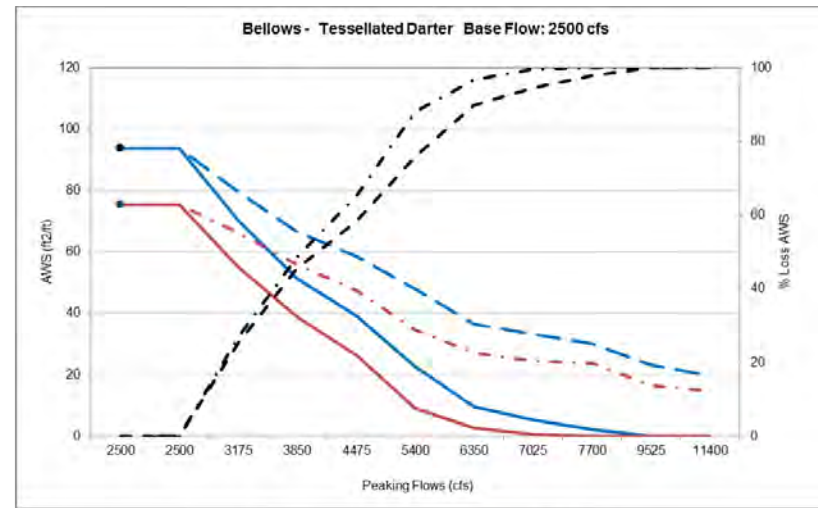
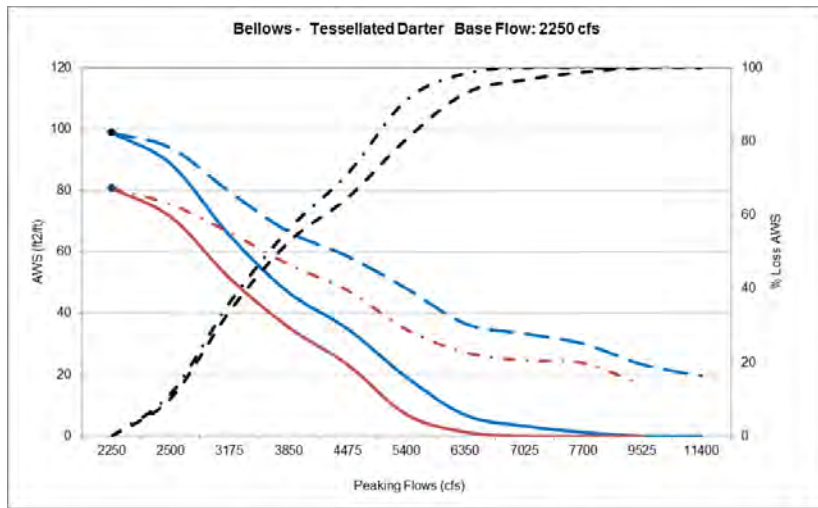


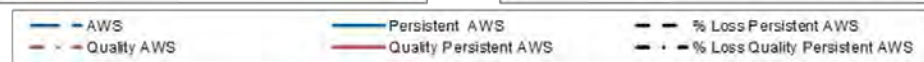
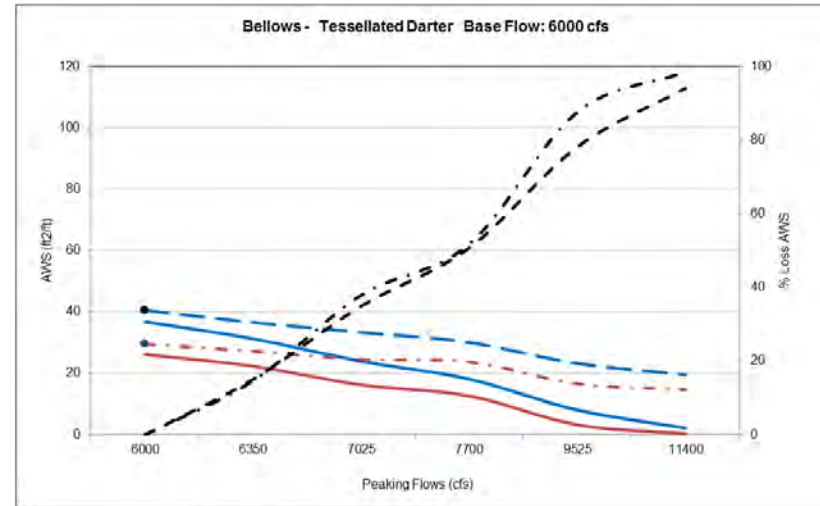
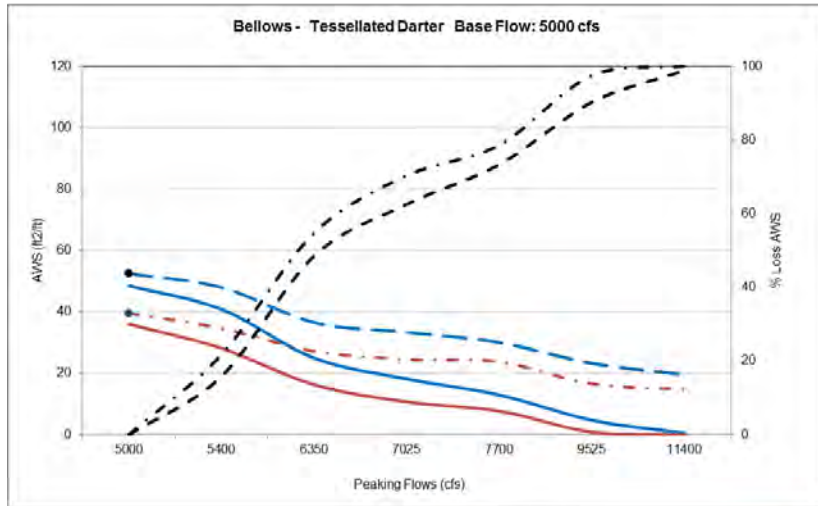
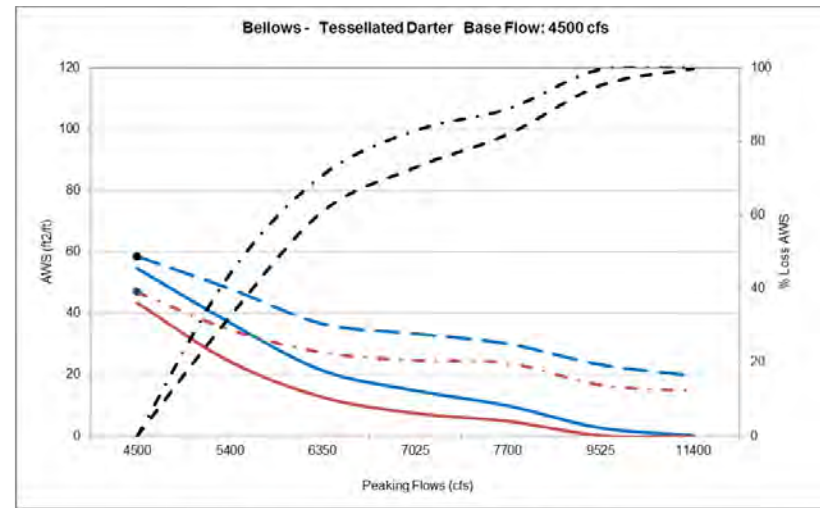
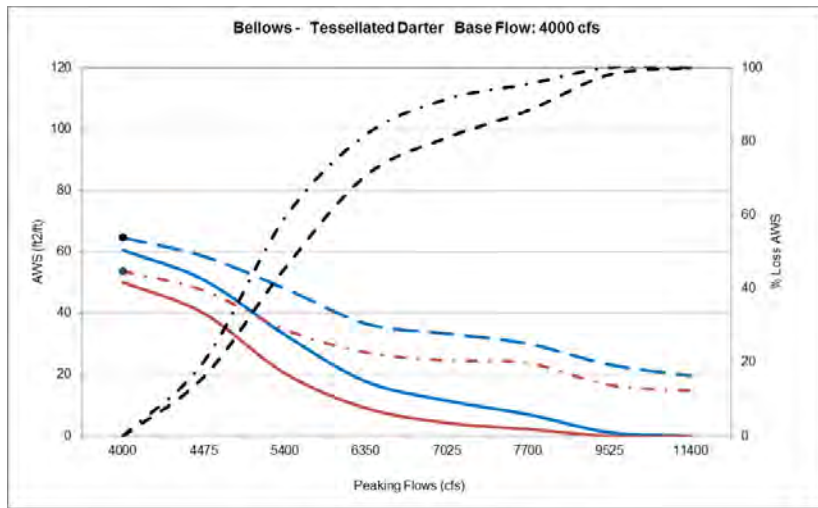




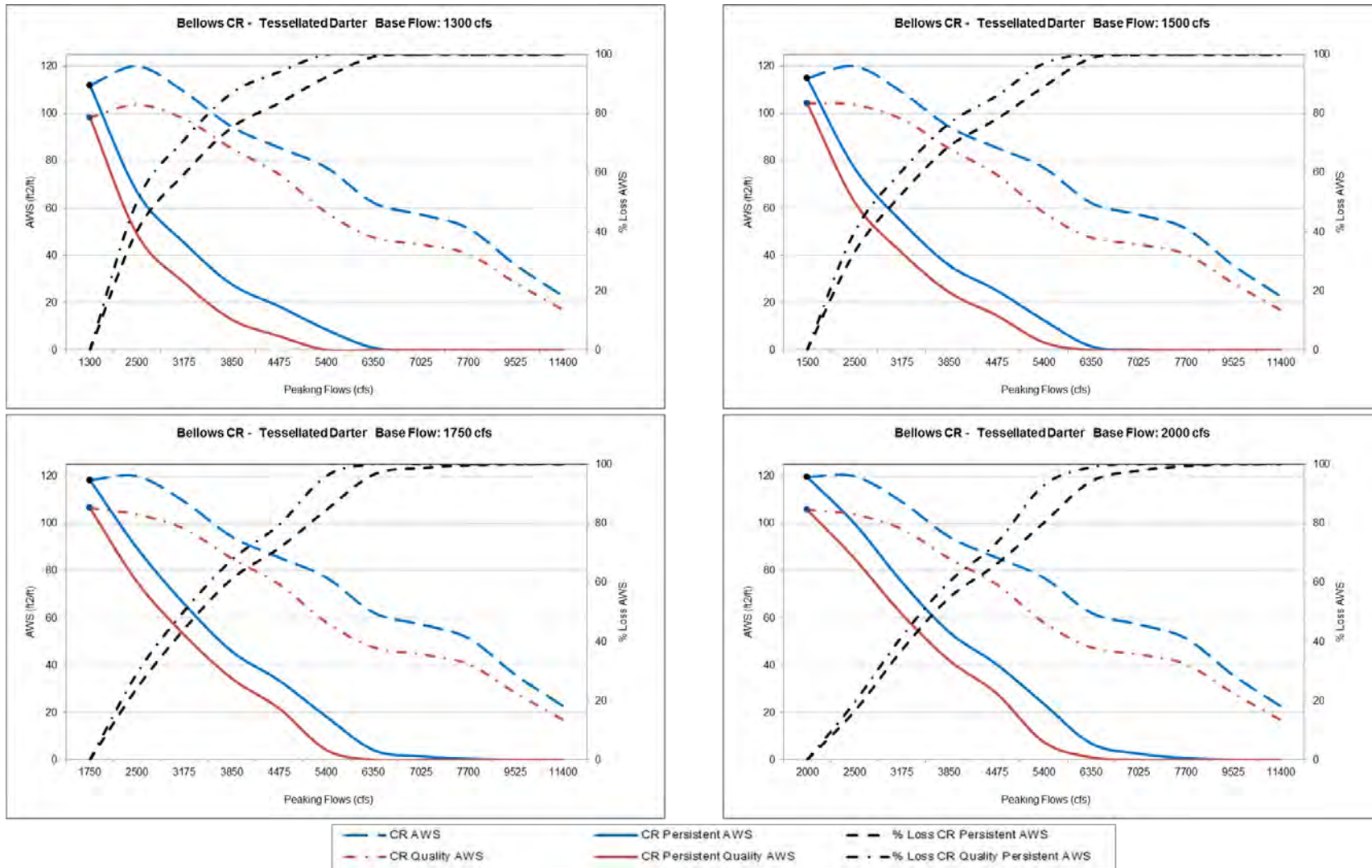
Bellows Falls Tessellated Darter persistent and persistent quality habitat.

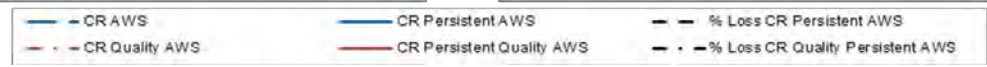
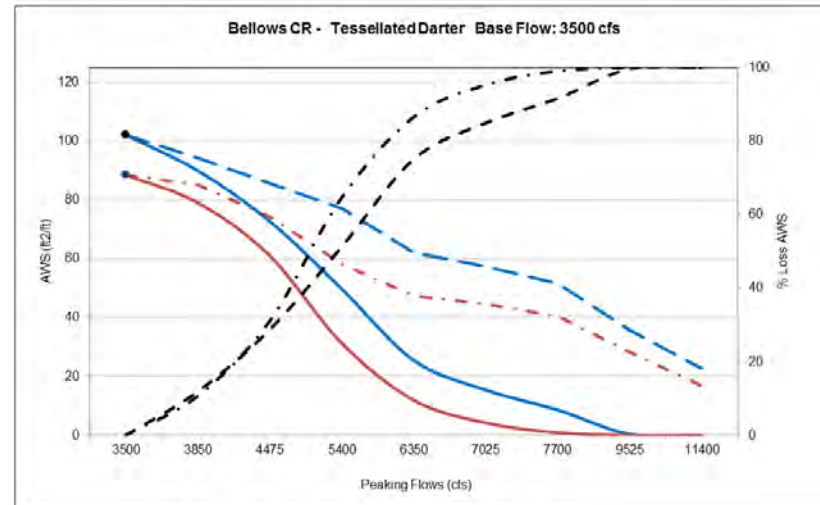
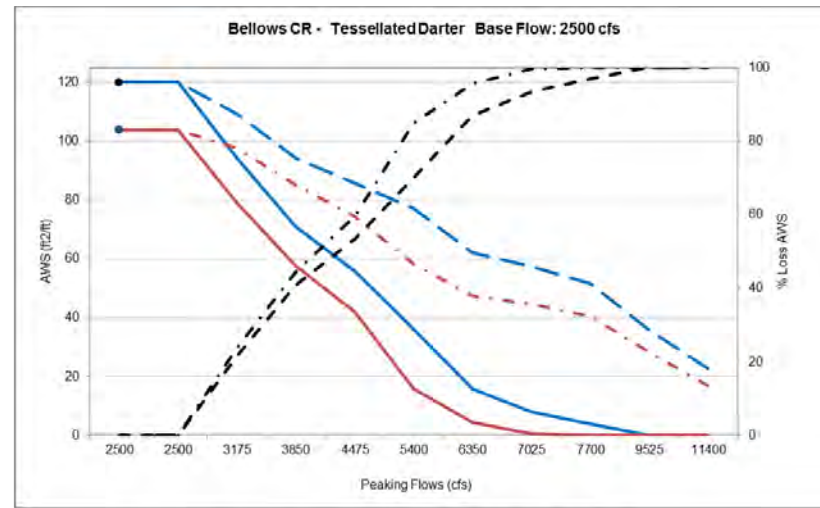
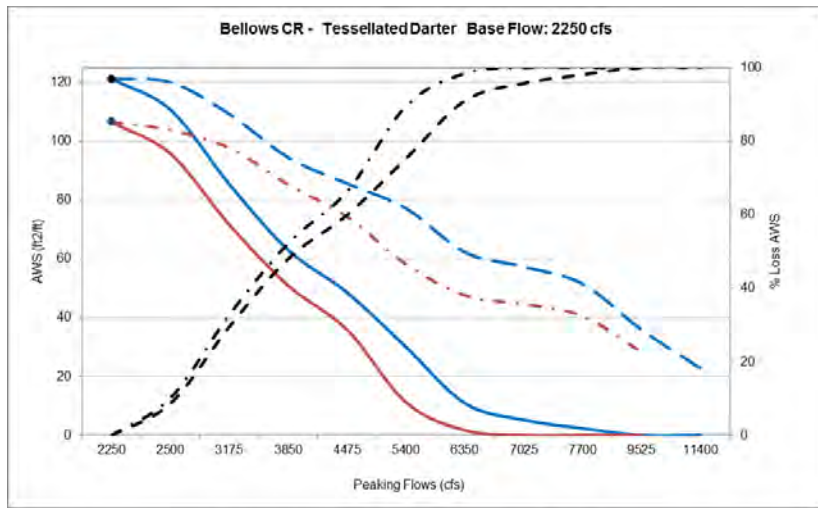


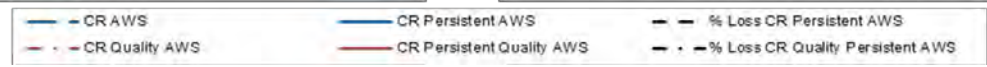
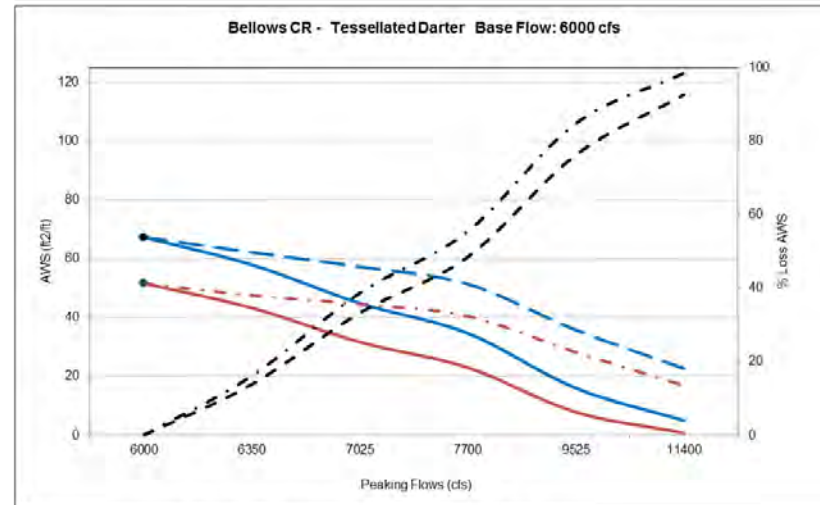
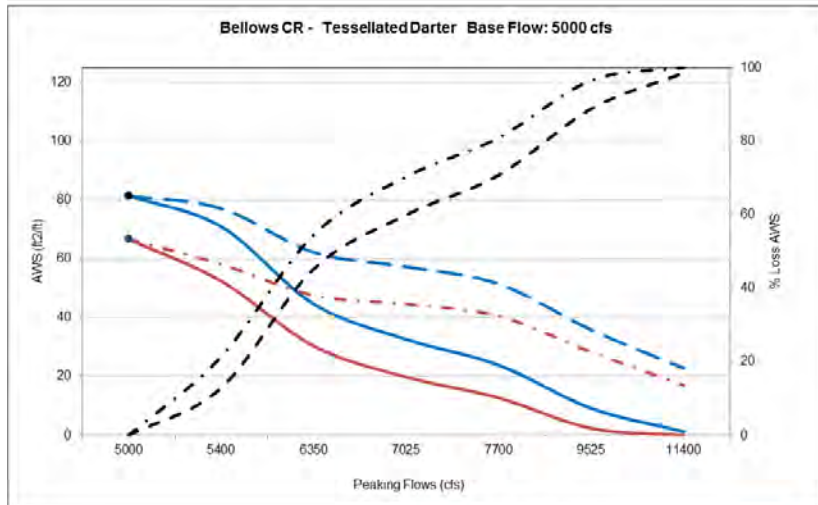
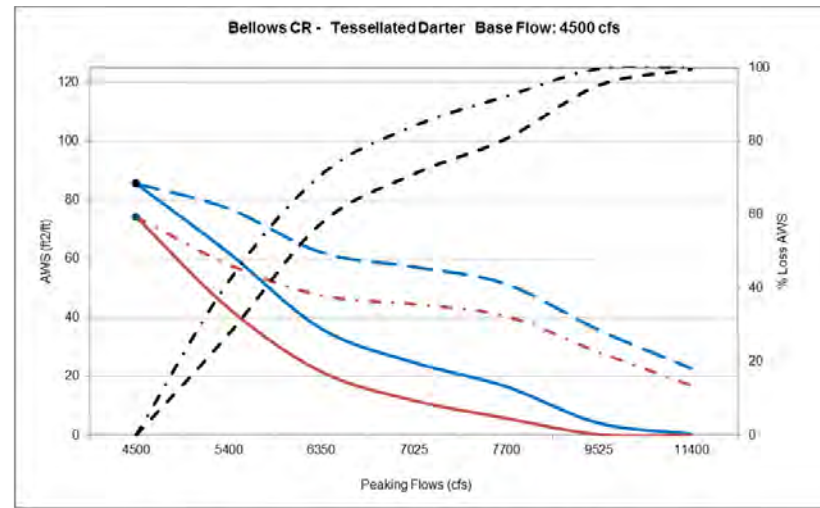
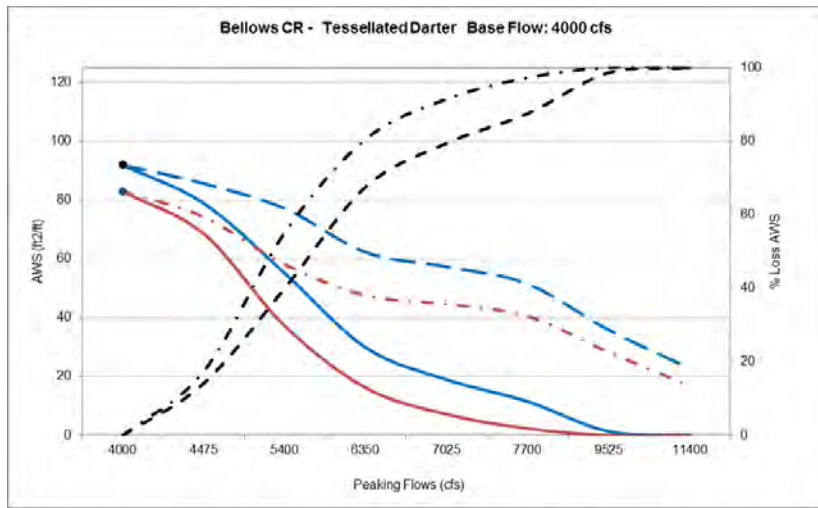




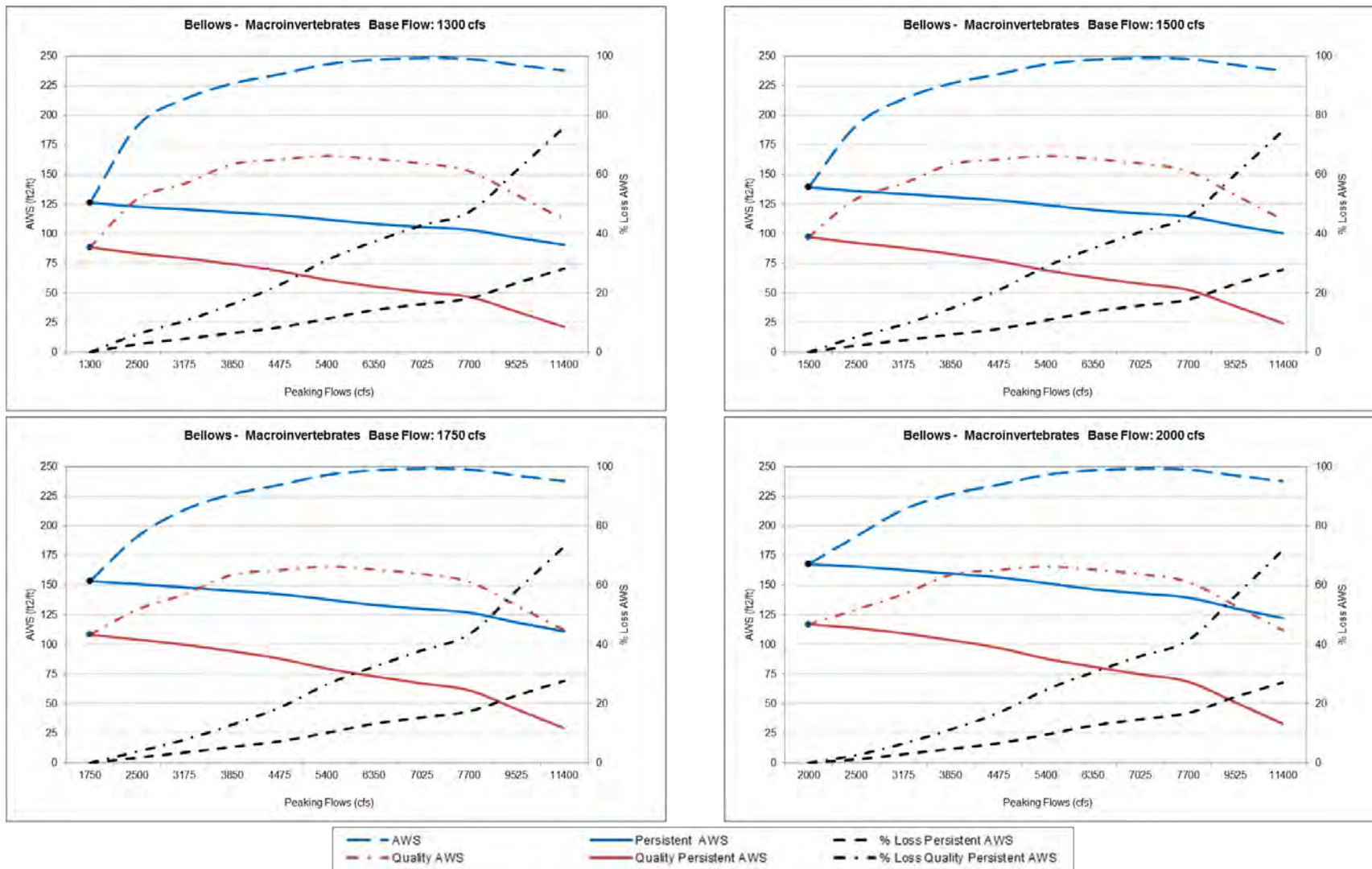
Bellows Falls CR Tessellated Darter persistent and persistent quality habitat.

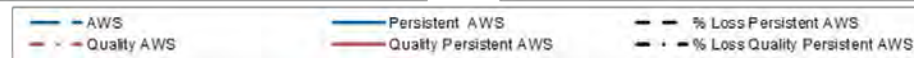
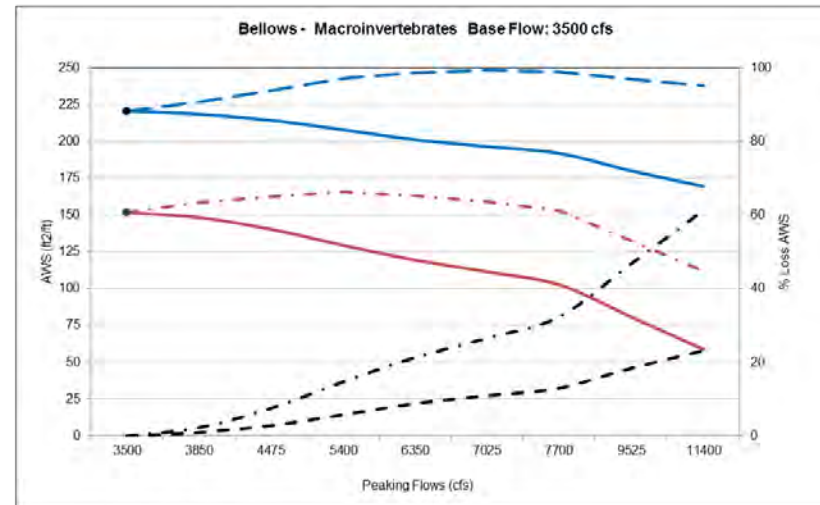
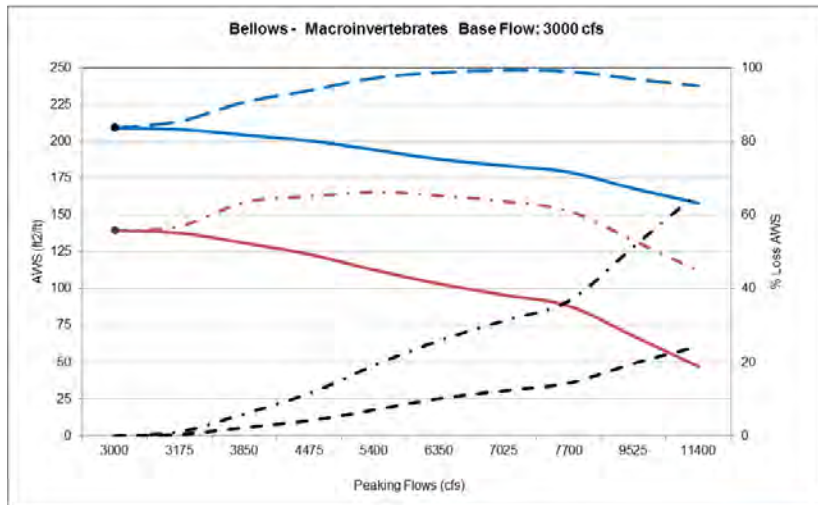
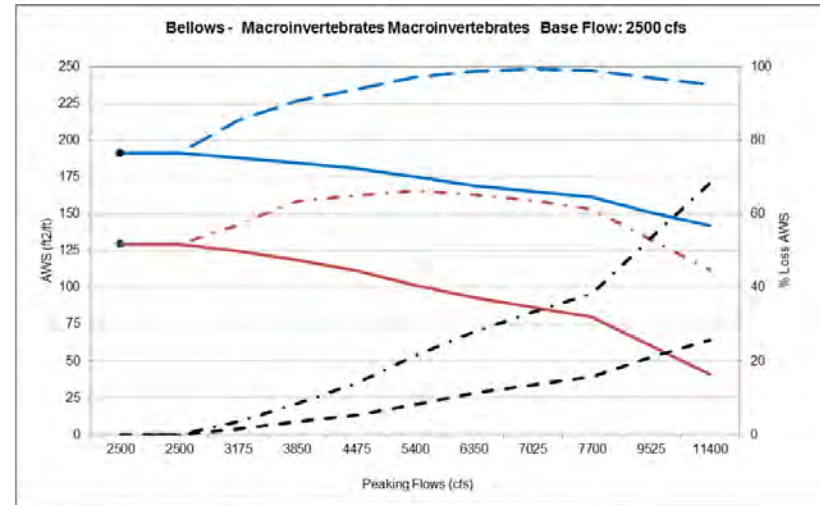
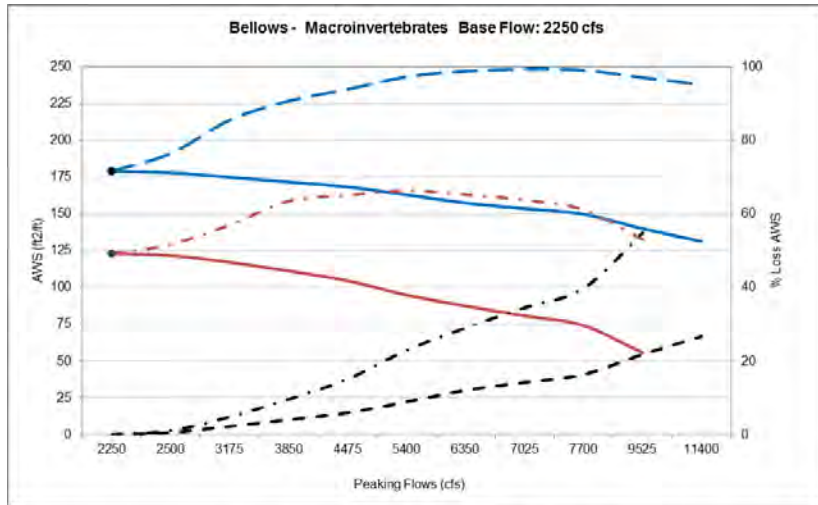


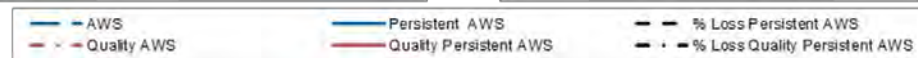
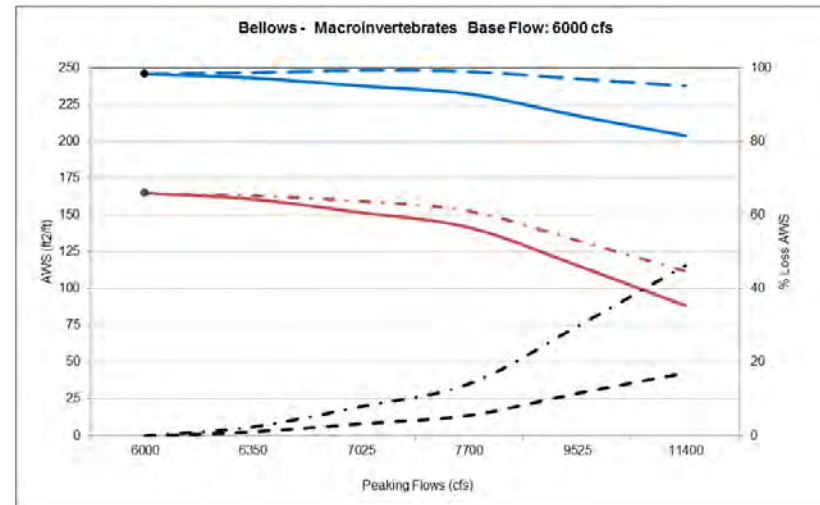
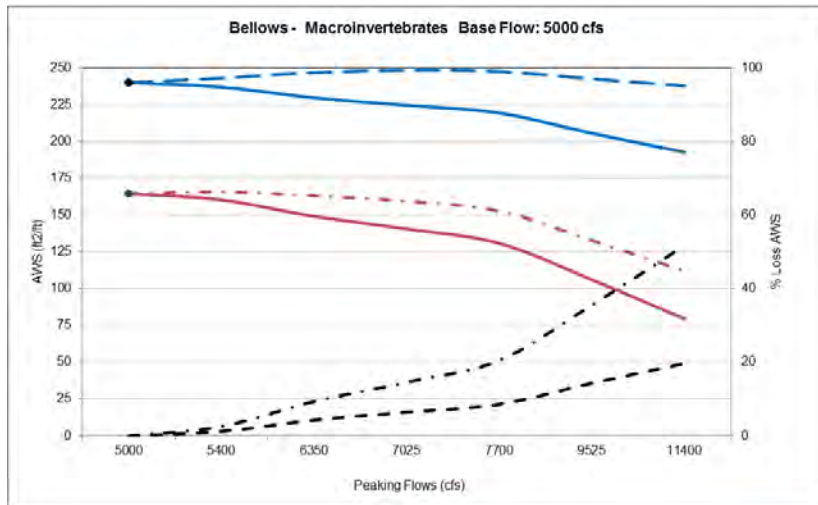
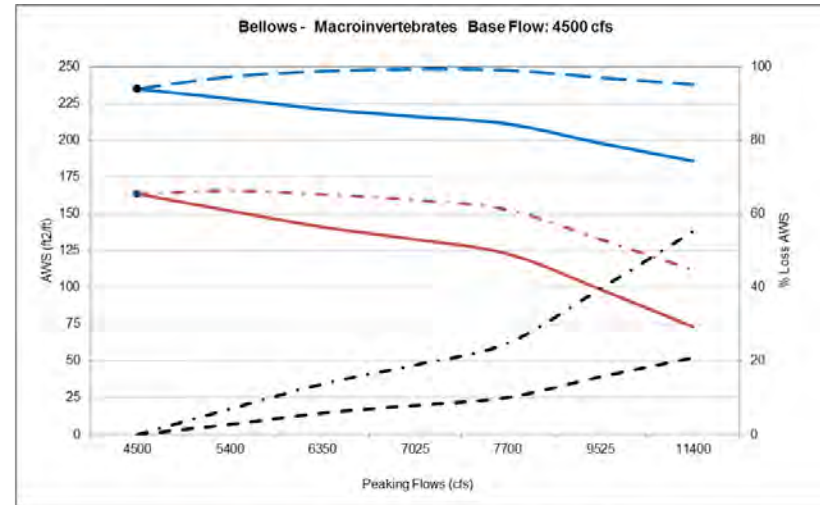
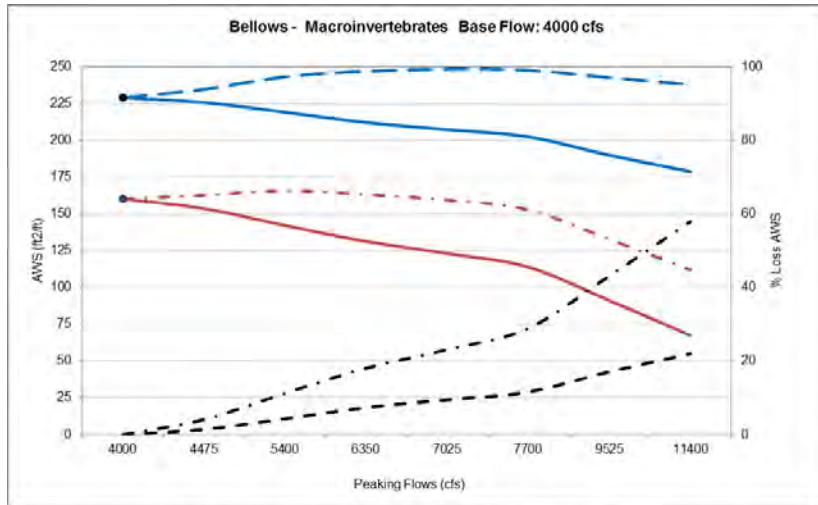




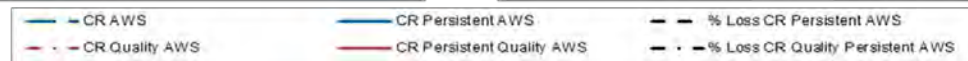
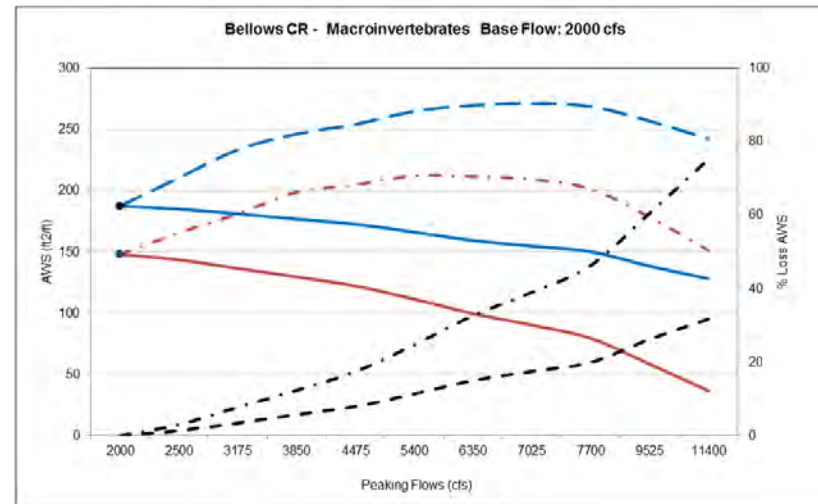
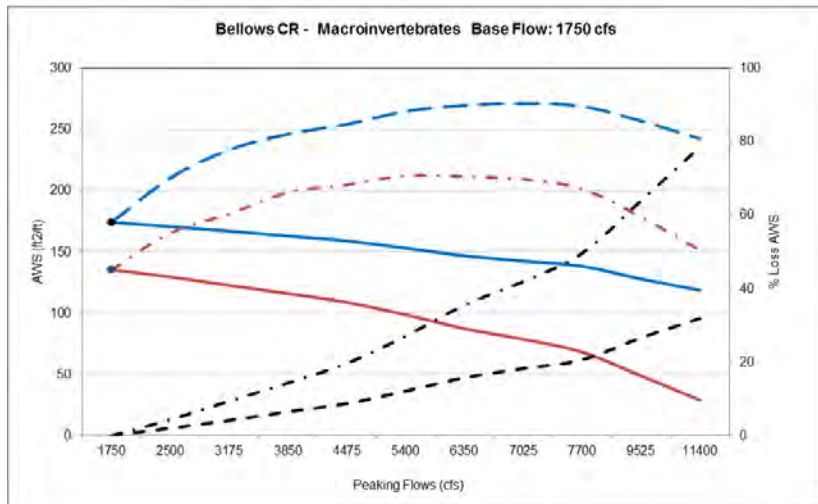
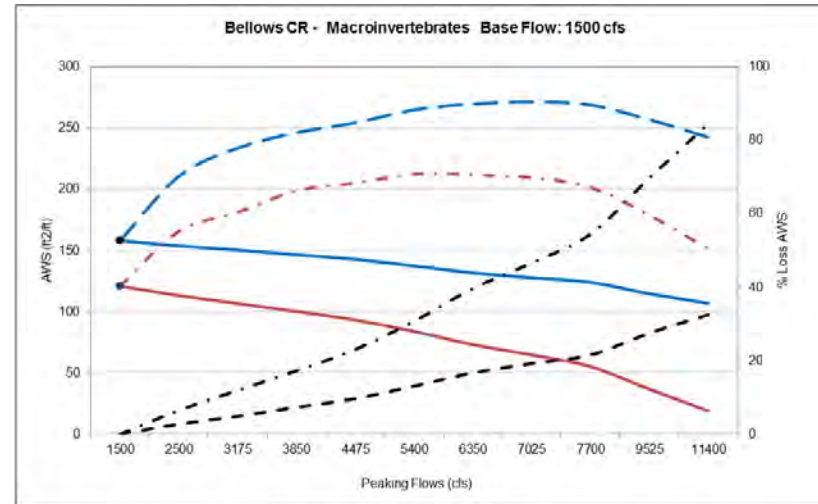
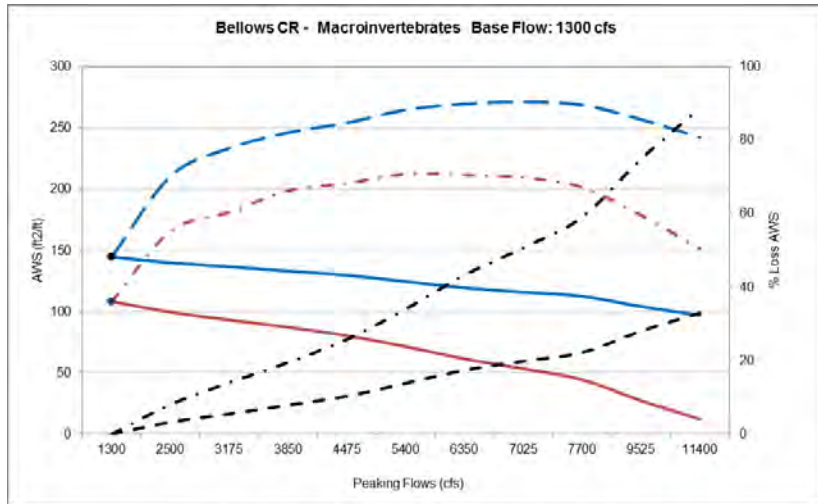
Bellows Falls Macroinvertebrates persistent and persistent quality habitat.

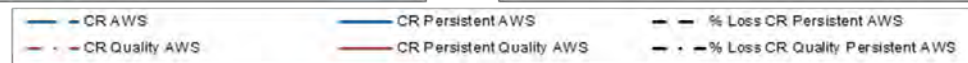
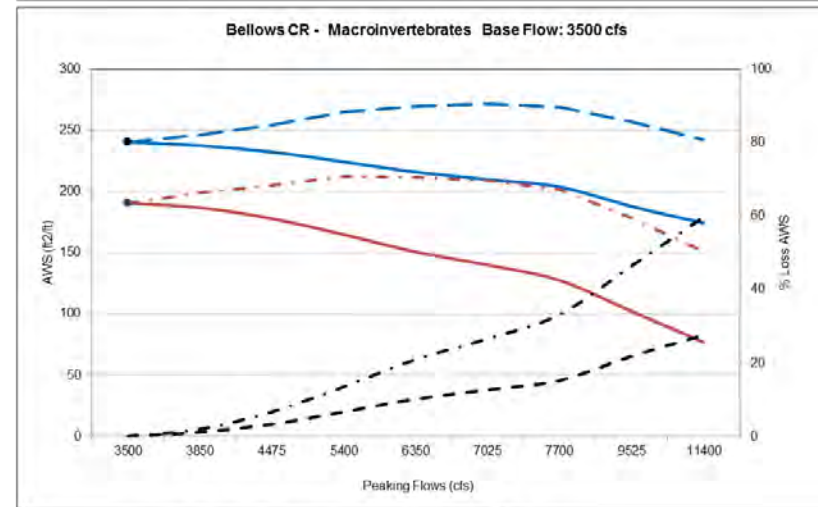
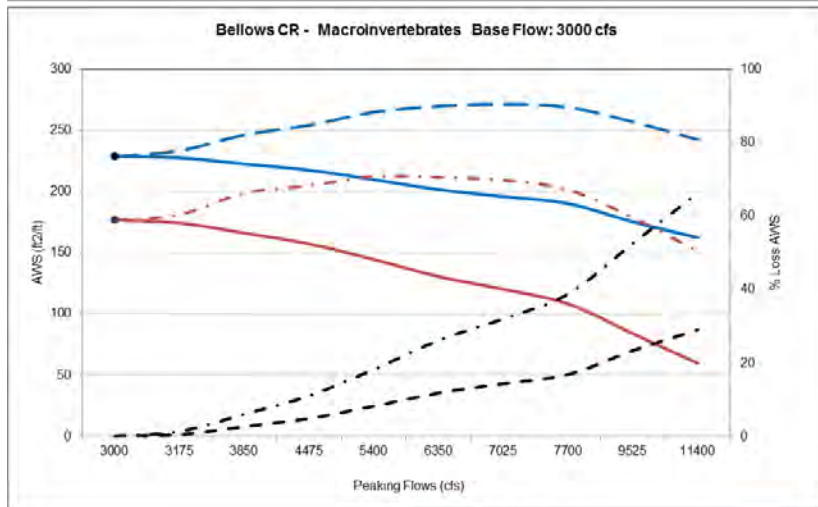
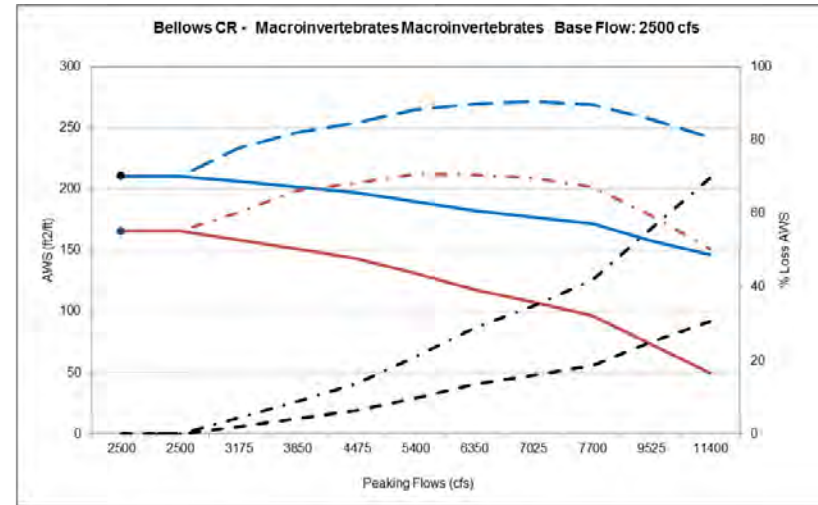
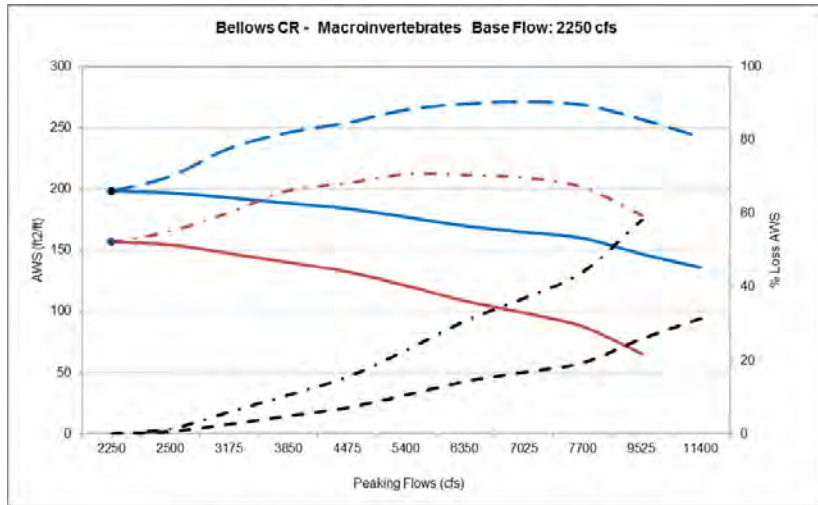


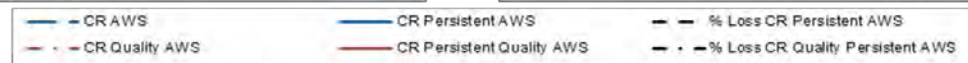
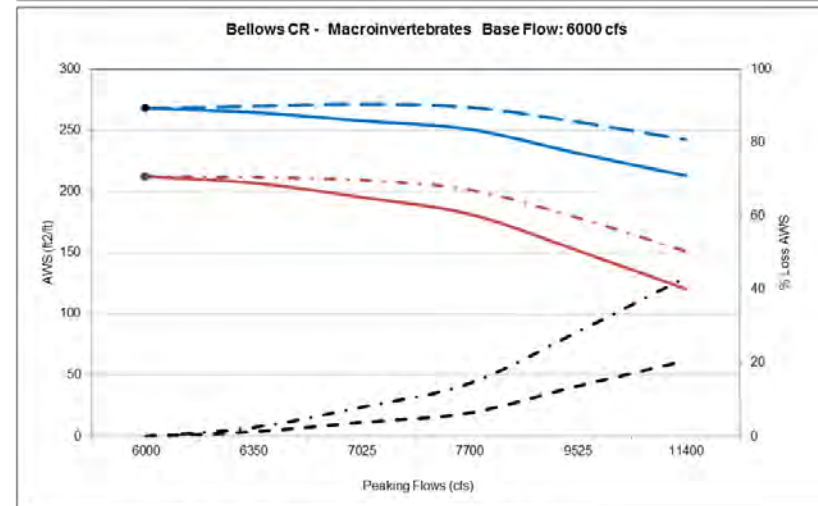
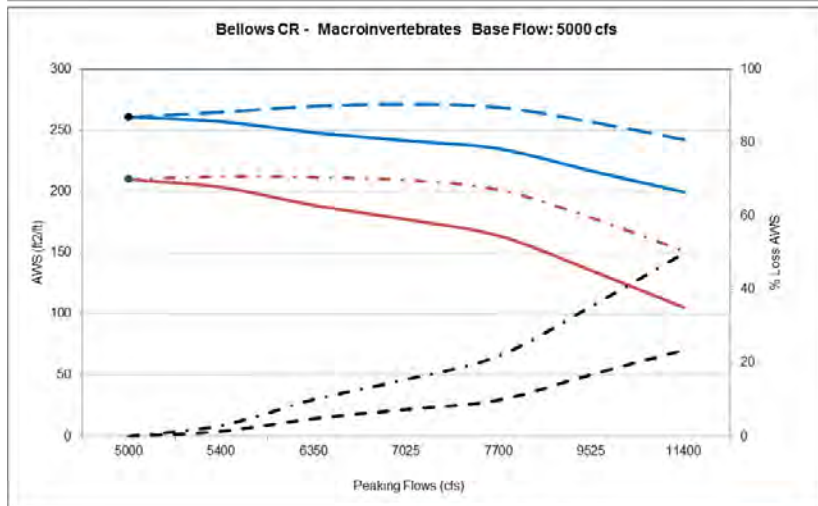
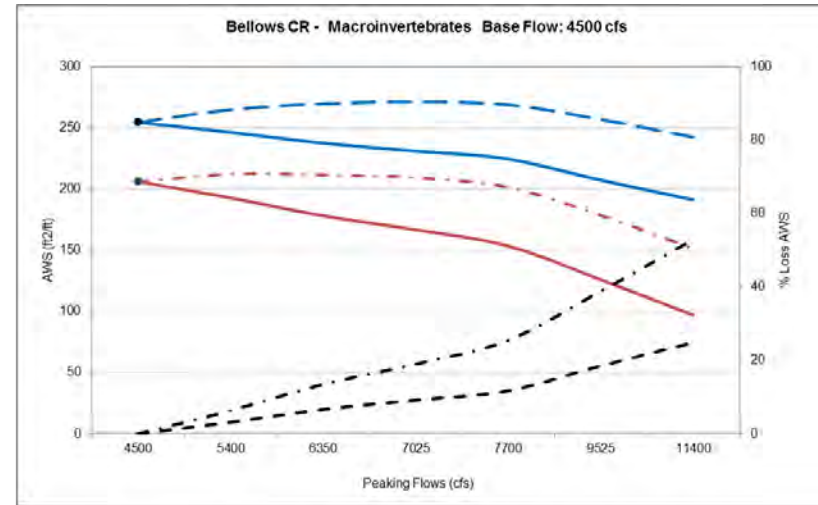
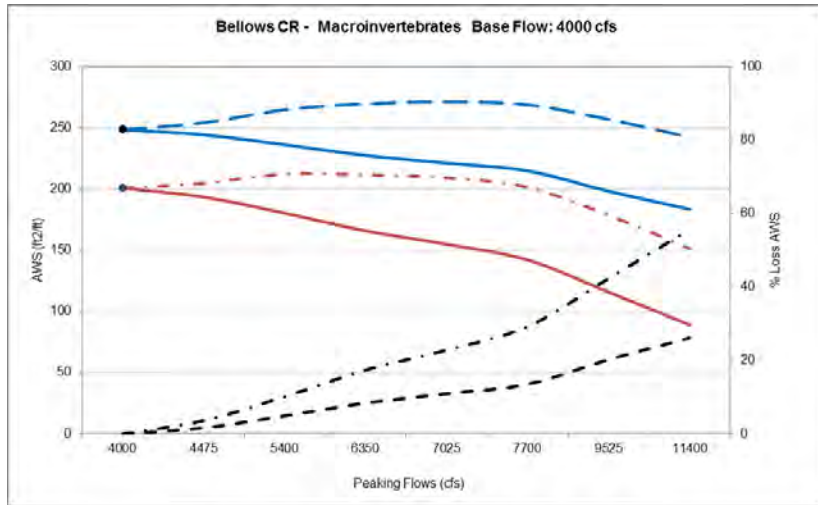




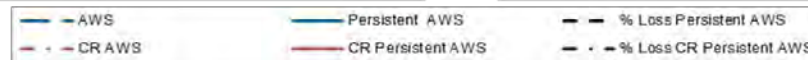
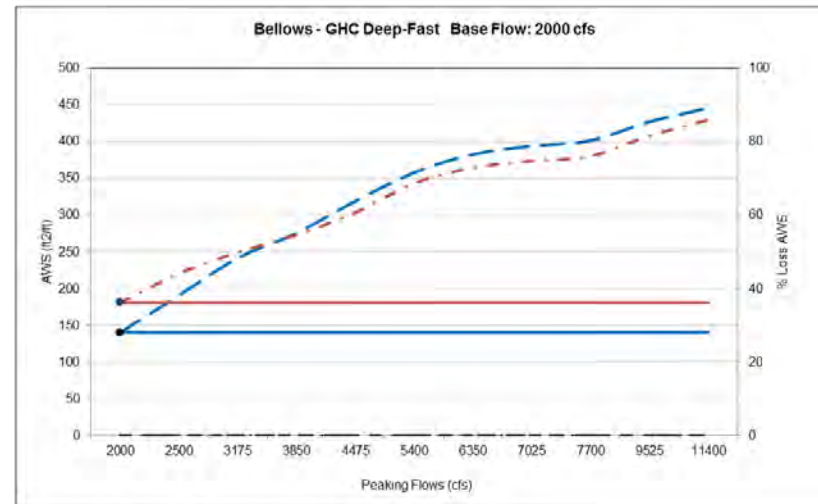
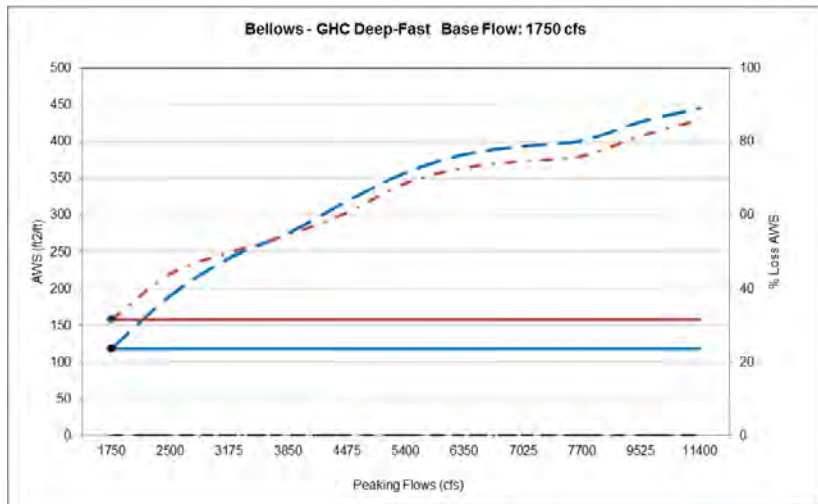
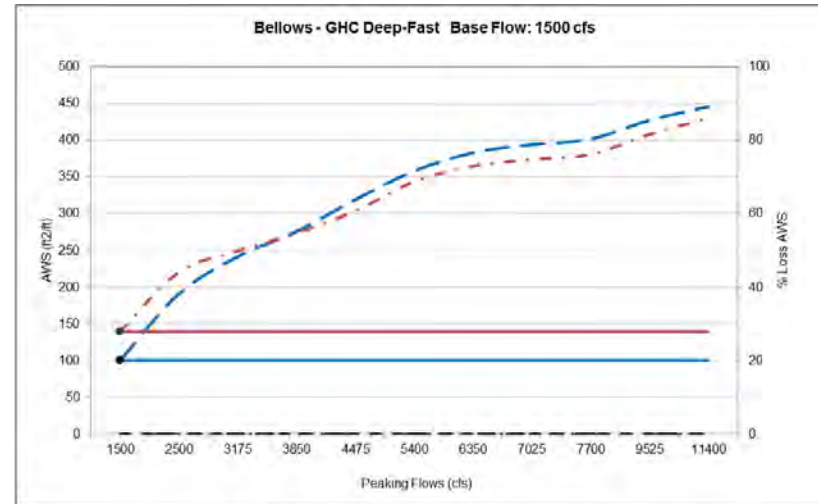
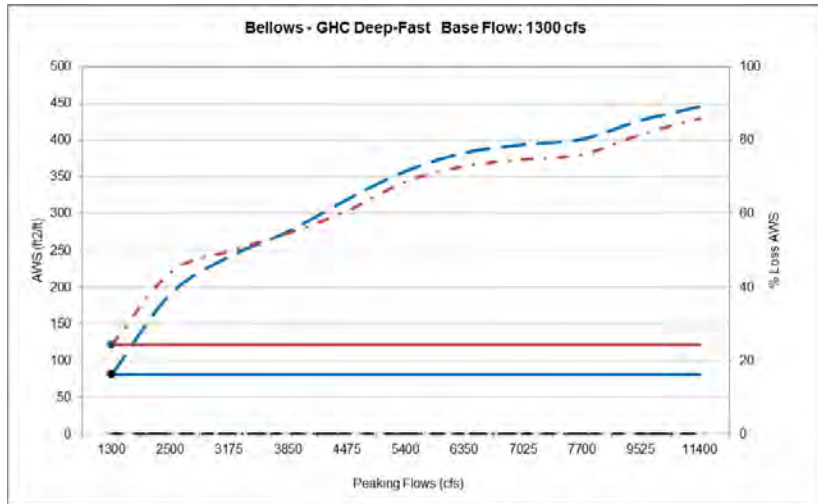
Bellows Falls CR Macroinvertebrates persistent and persistent quality habitat.

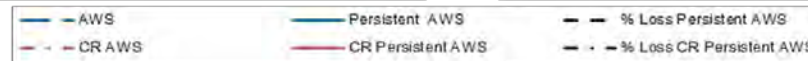
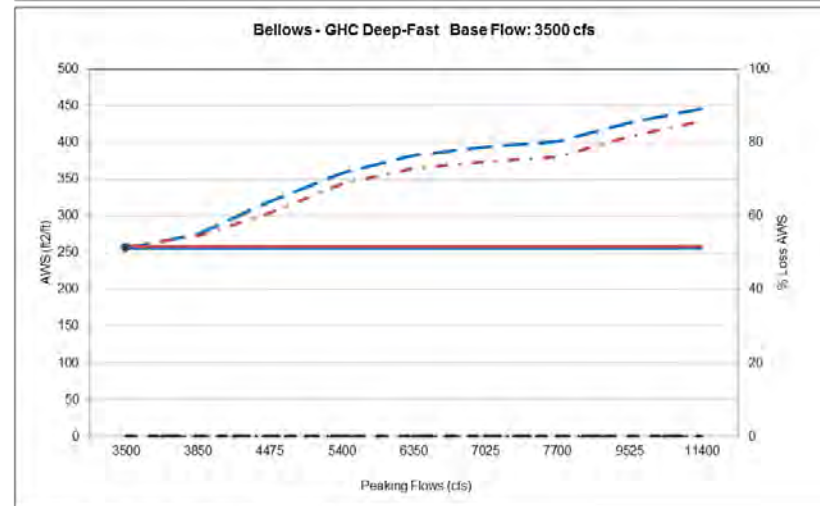
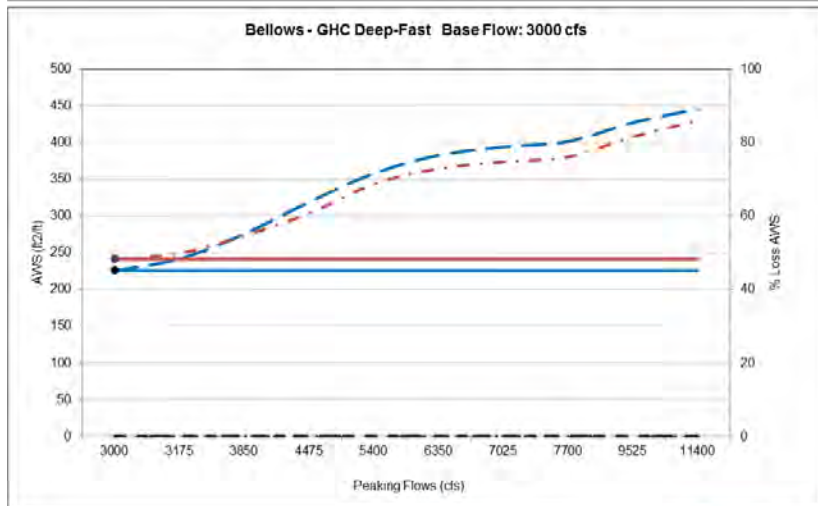
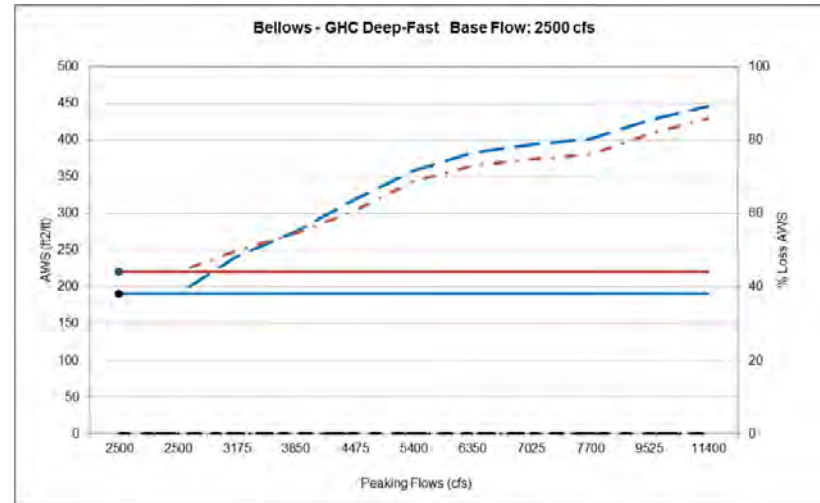
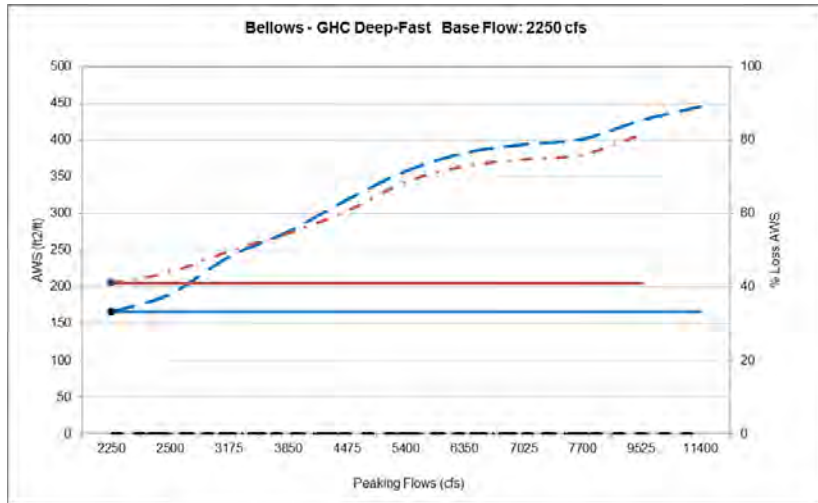


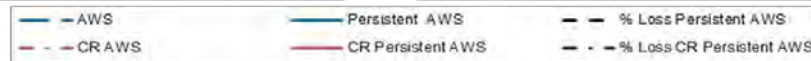
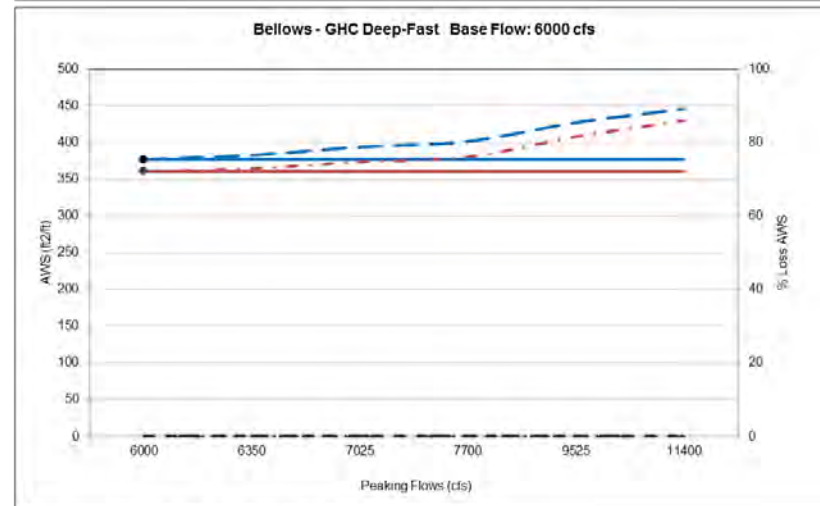
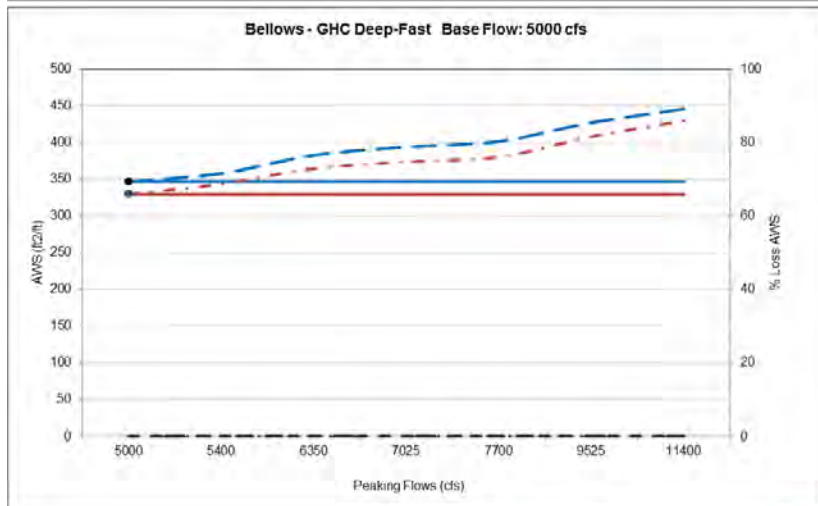
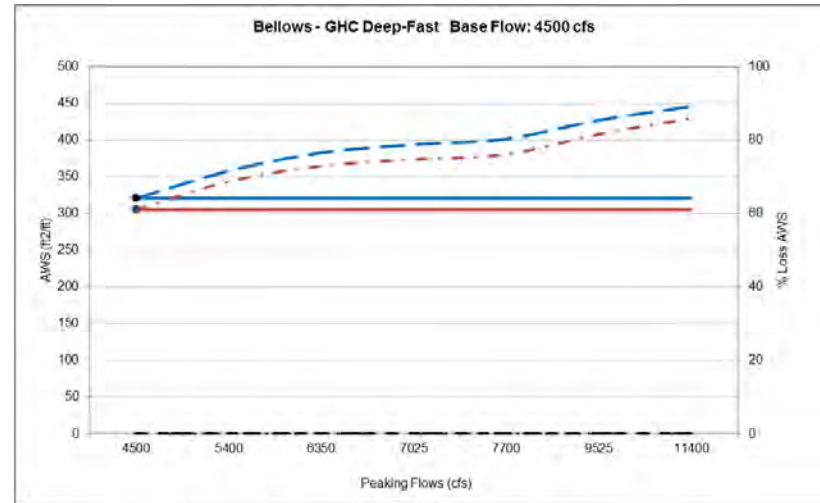
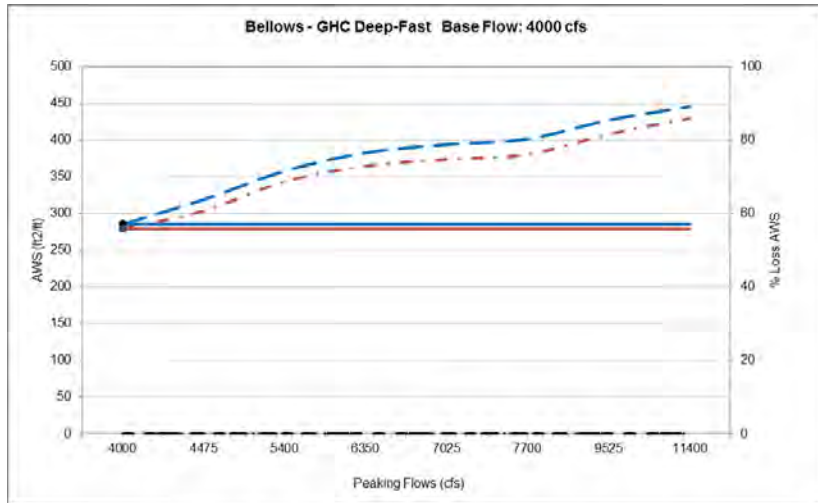




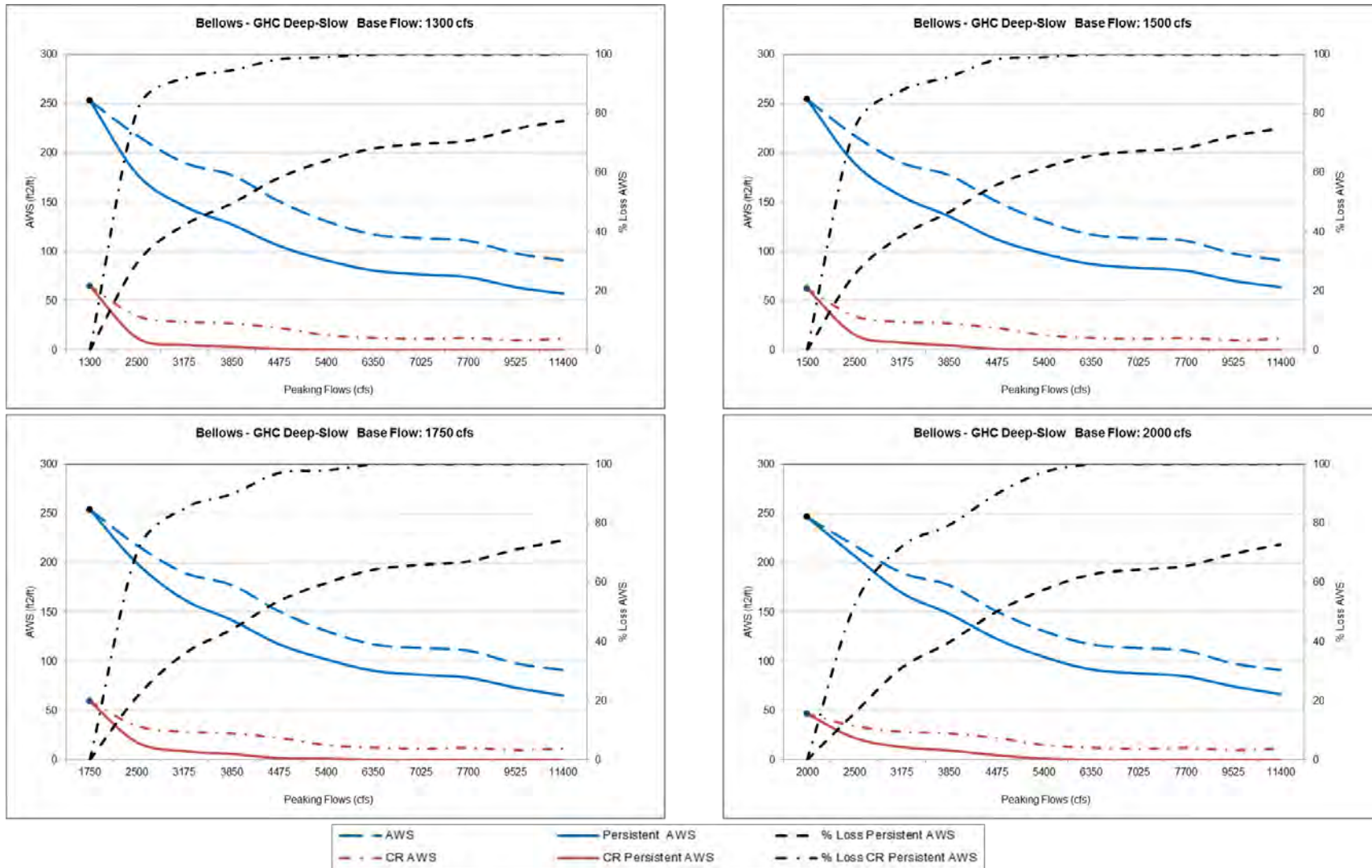
Bellows Falls and Bellows Falls CR GHC Deep-Fast persistent habitat.

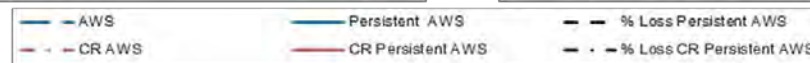
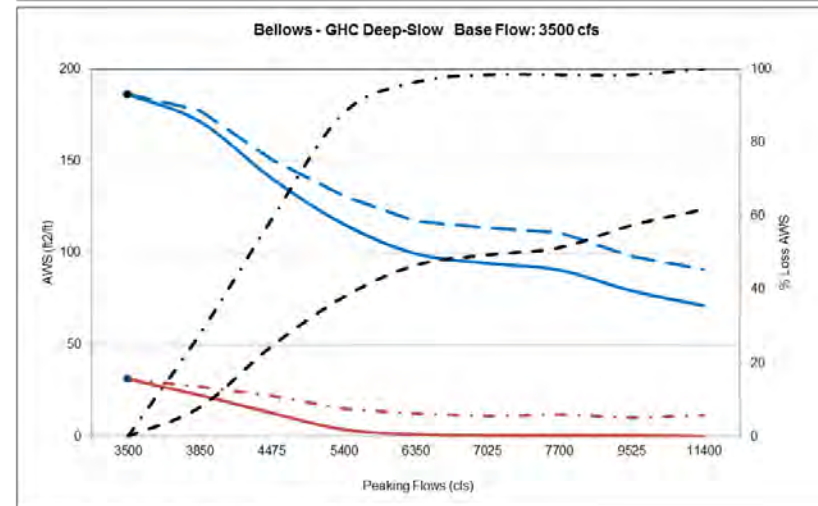
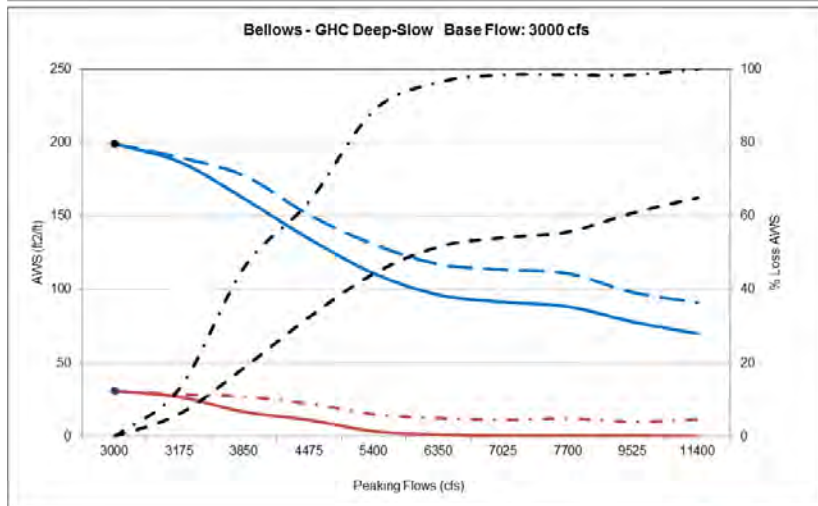
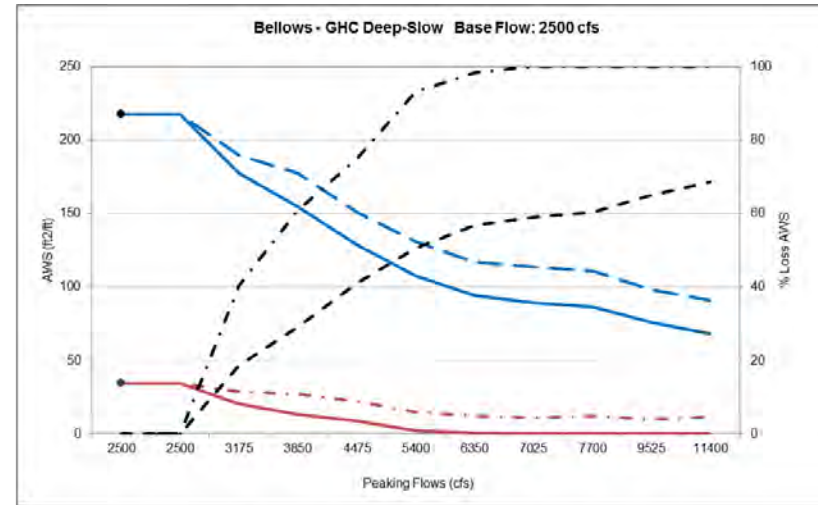
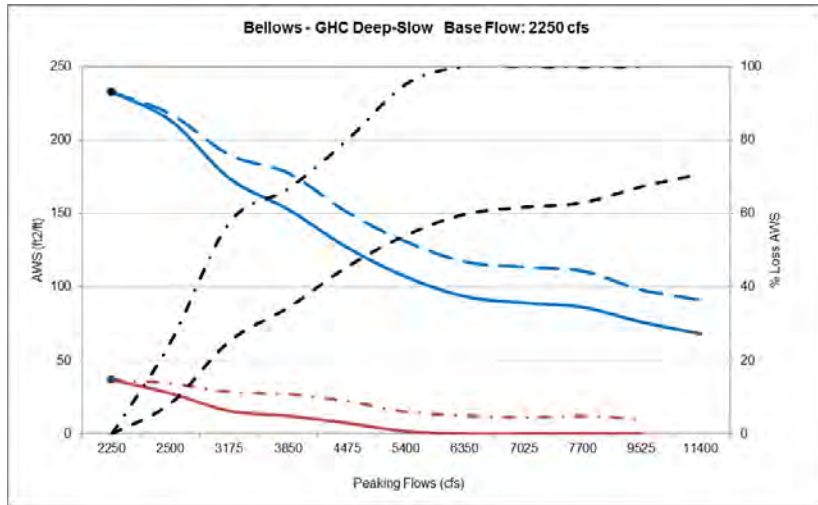


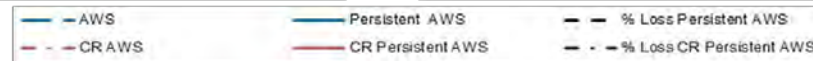
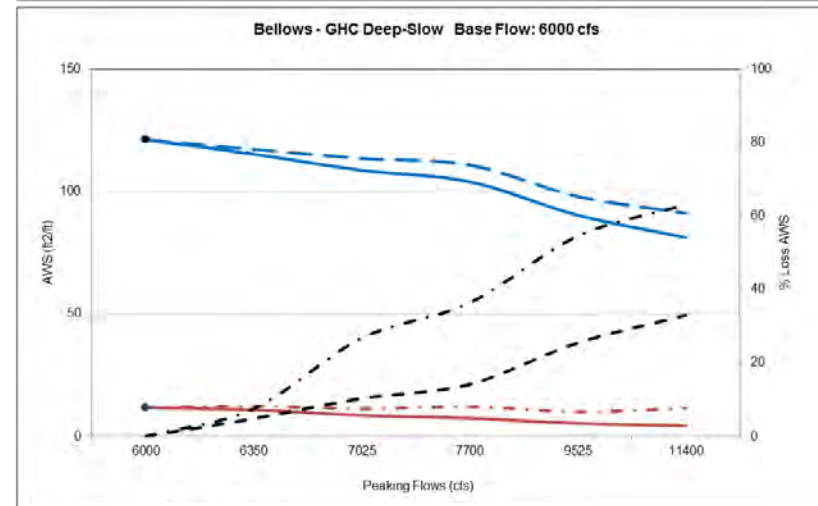
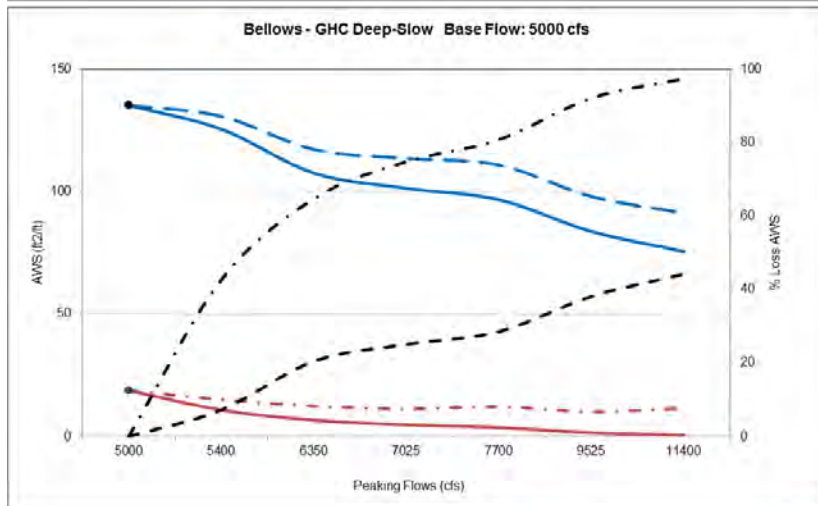
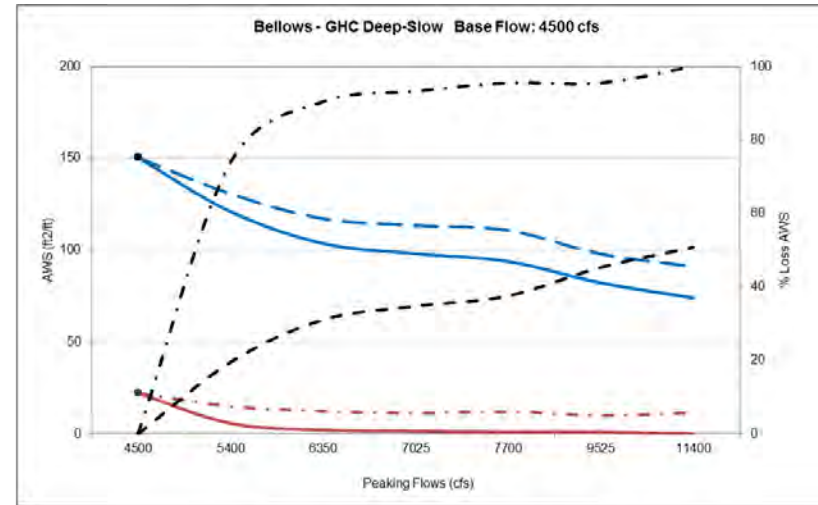
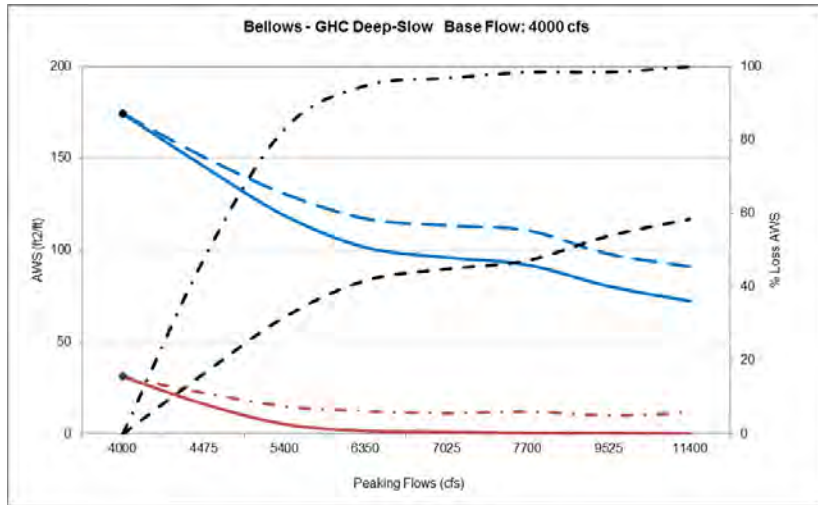




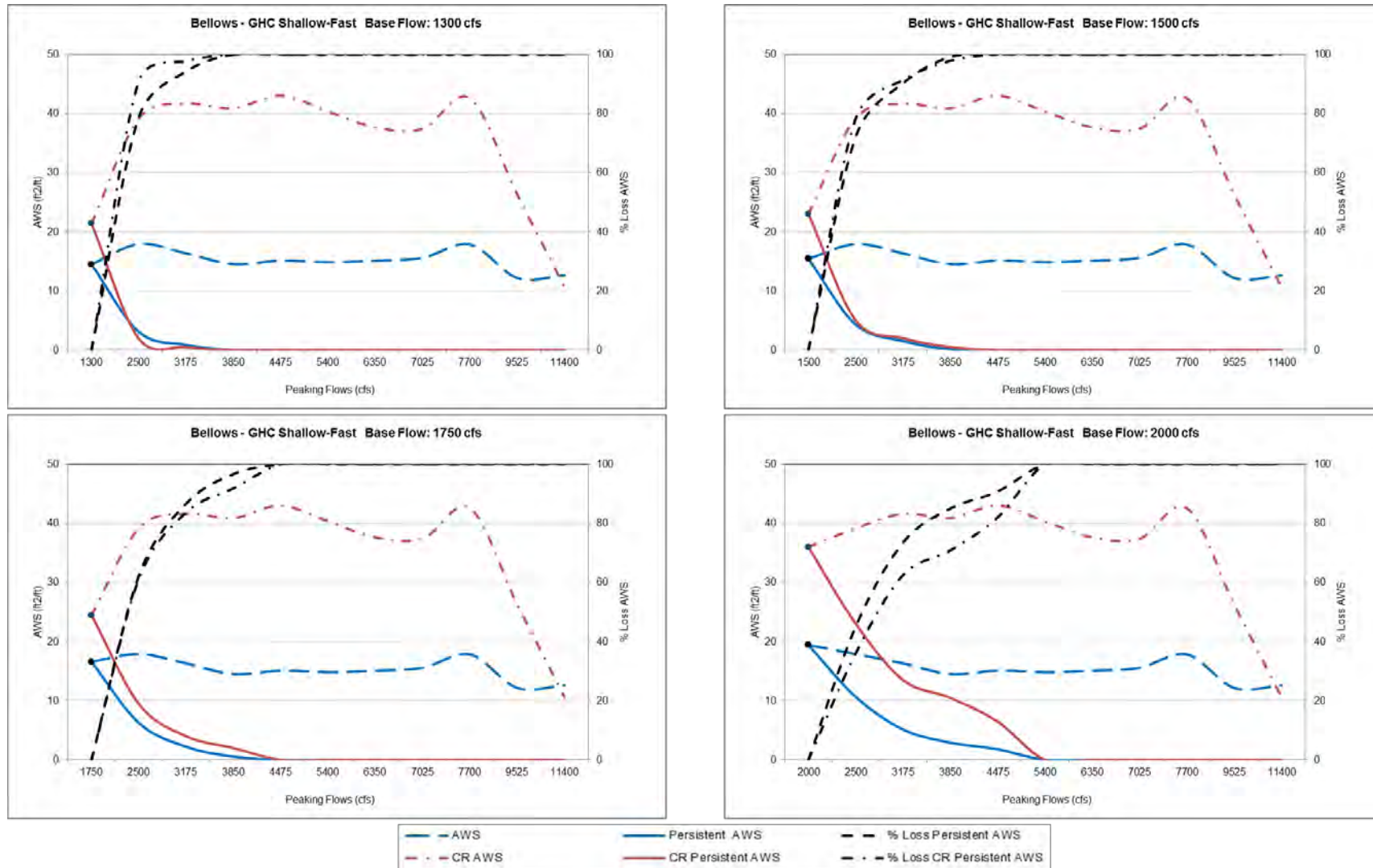
Bellows Falls and Bellows Falls CR GHC Deep-Slow persistent habitat.

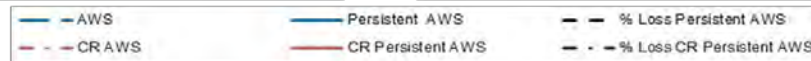
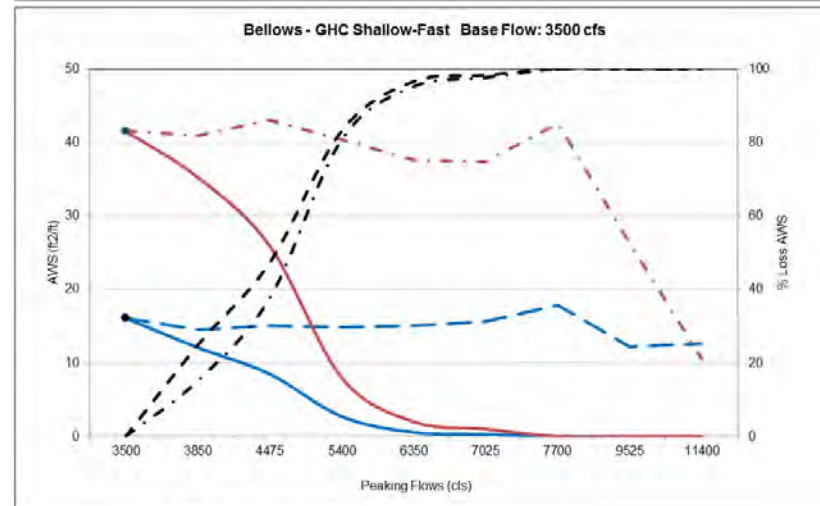
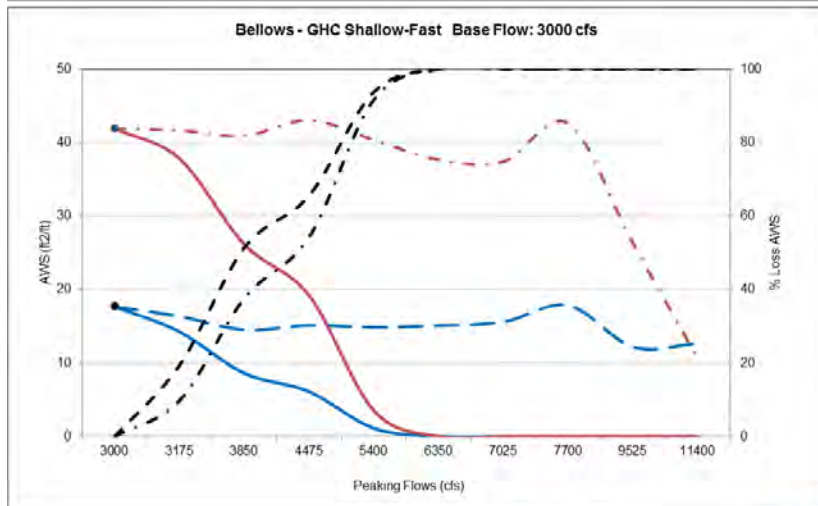
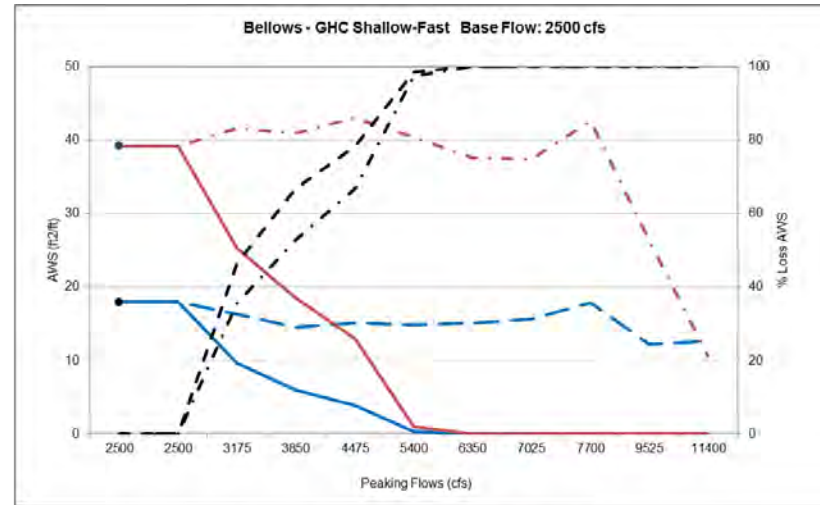
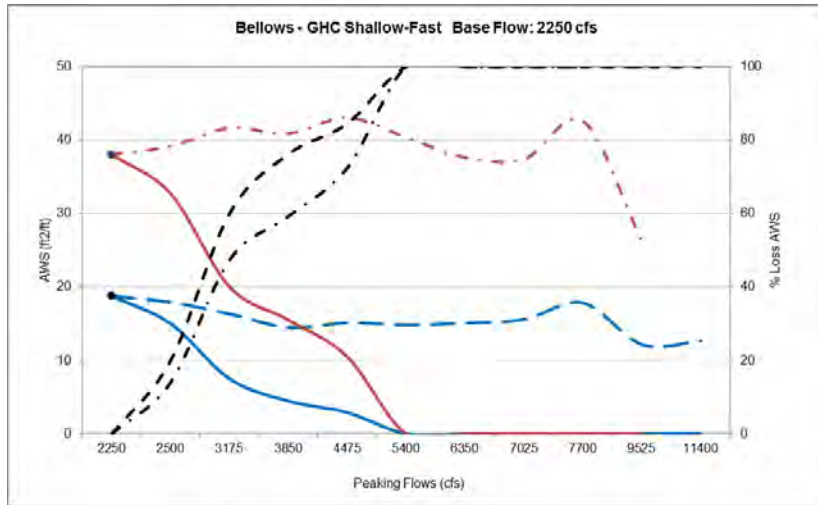


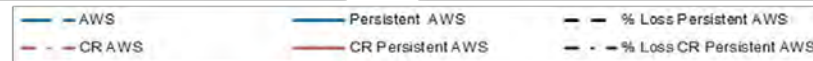
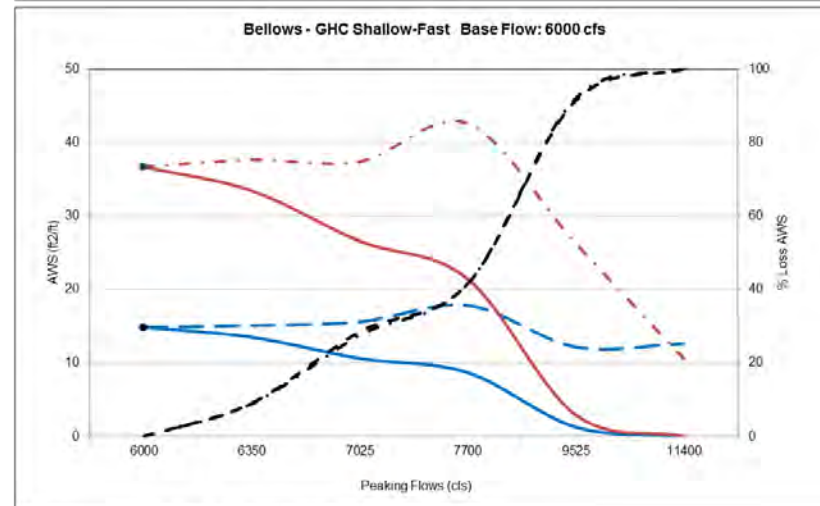
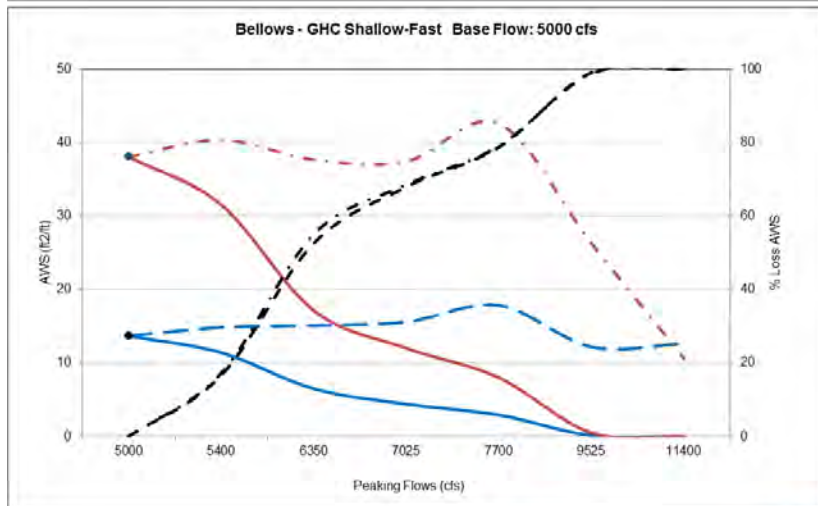
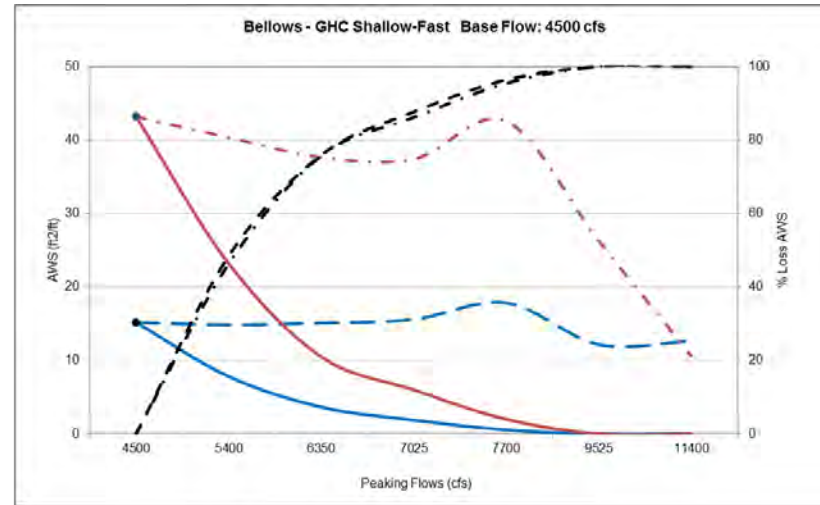
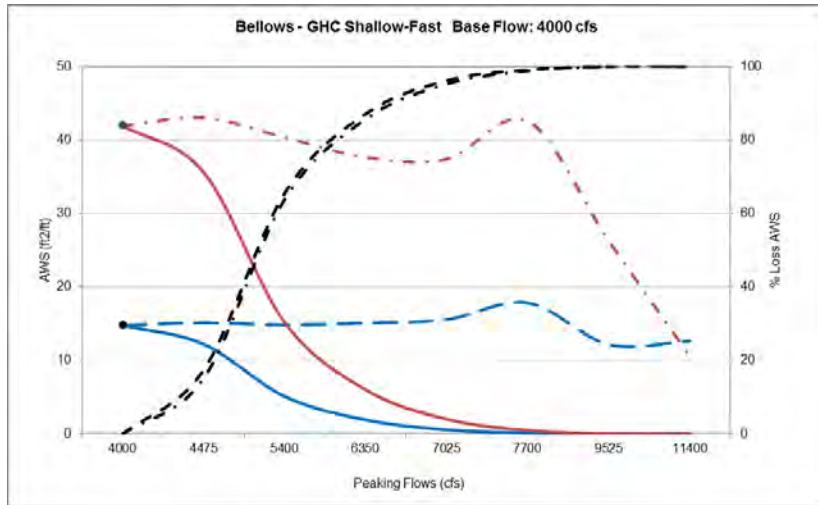




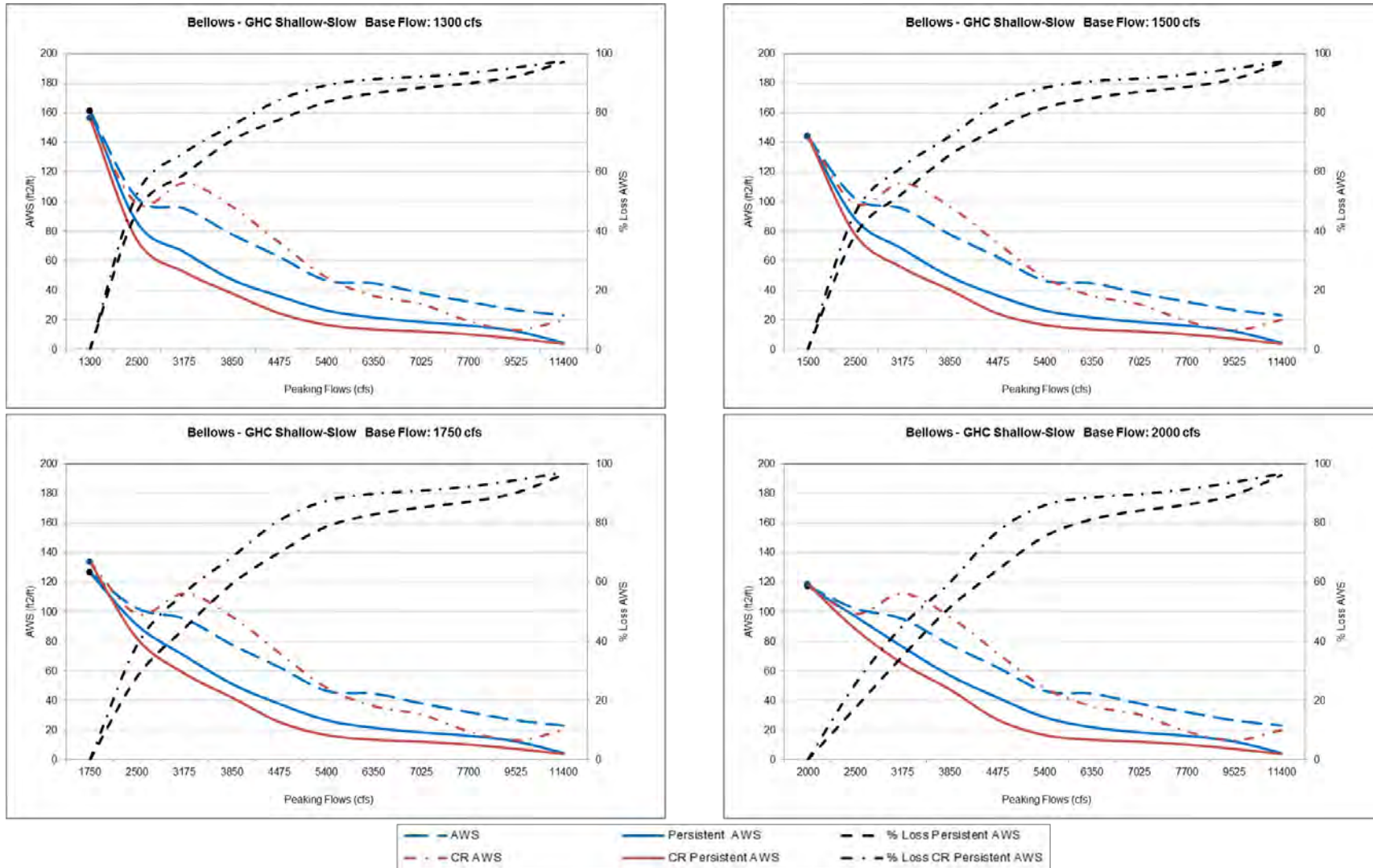
Bellows Falls and Bellows Falls CR GHC Shallow-Fast persistent habitat.

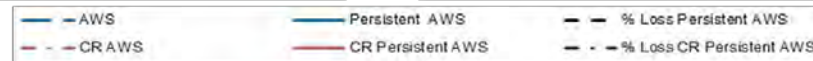
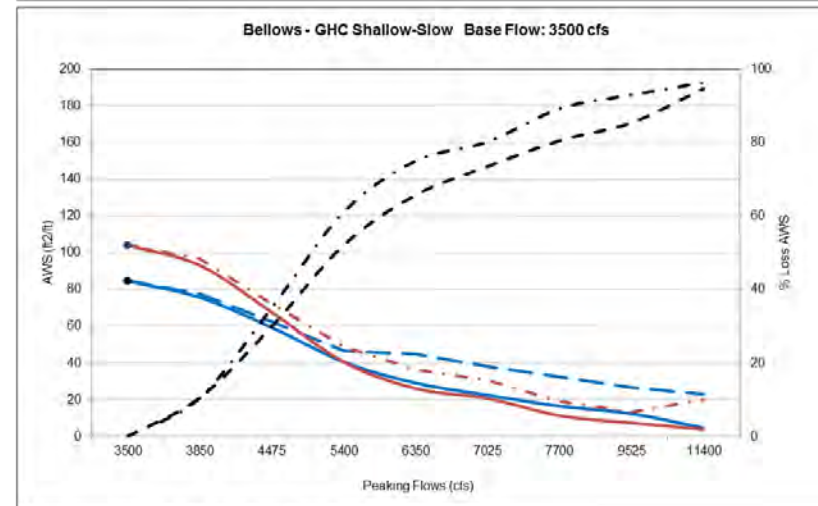
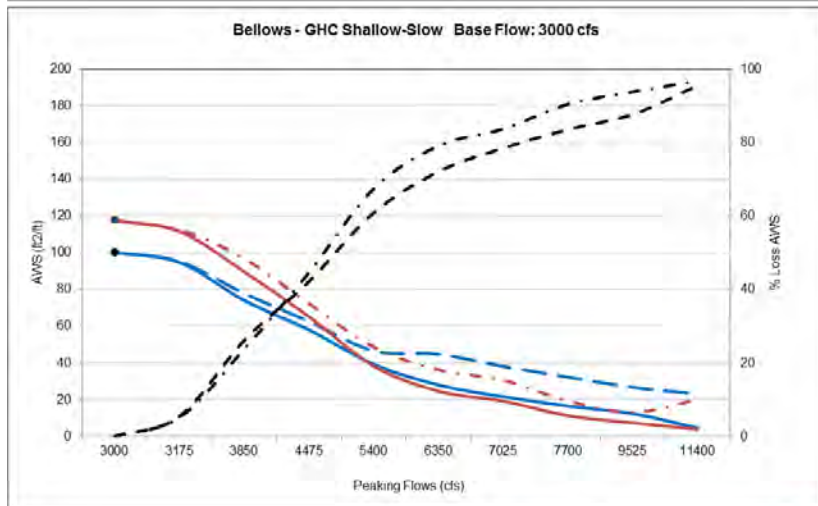
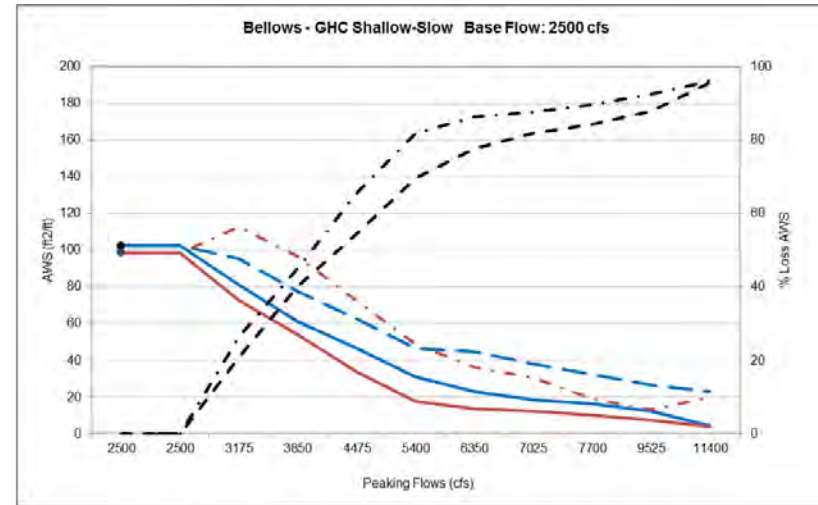
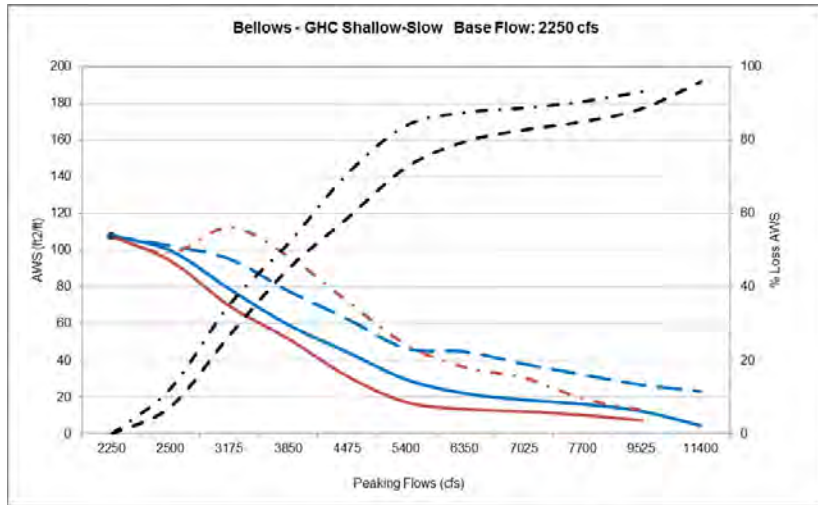


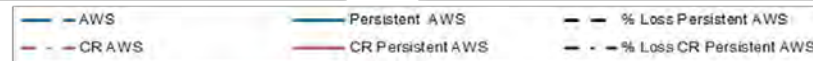
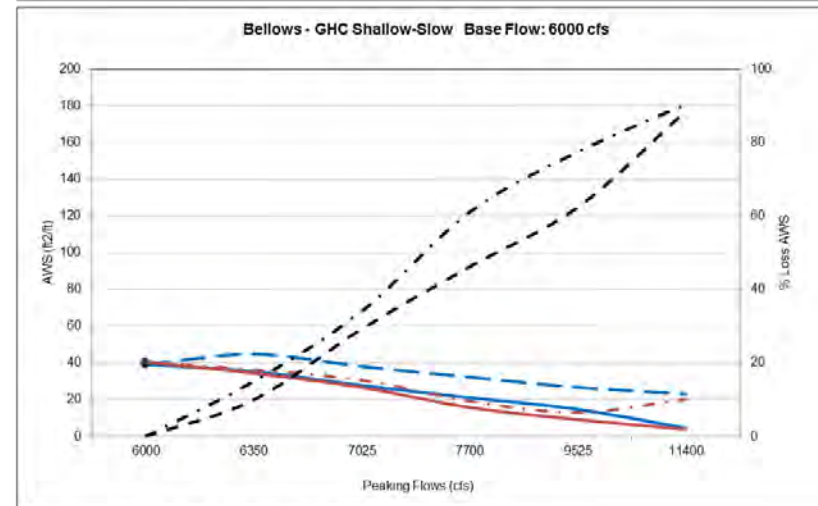
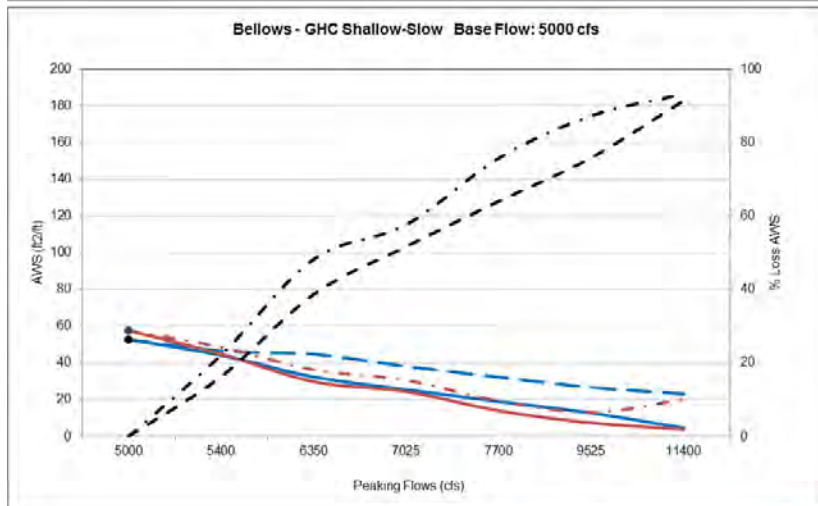
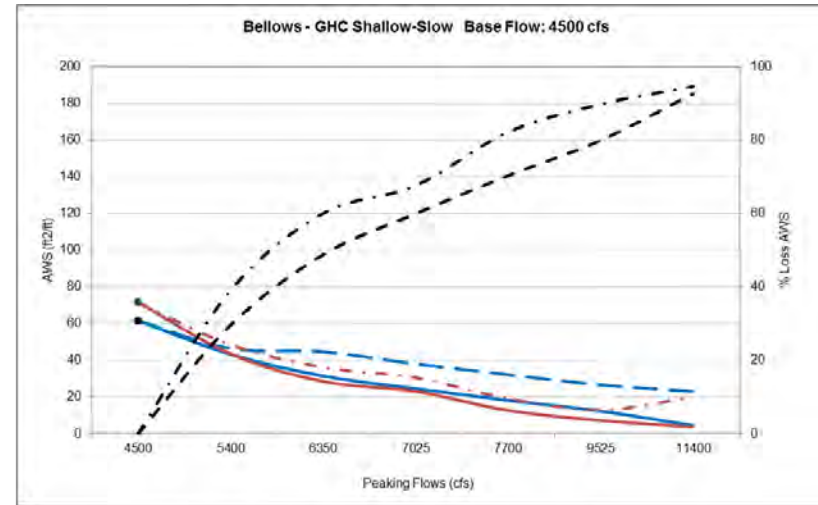
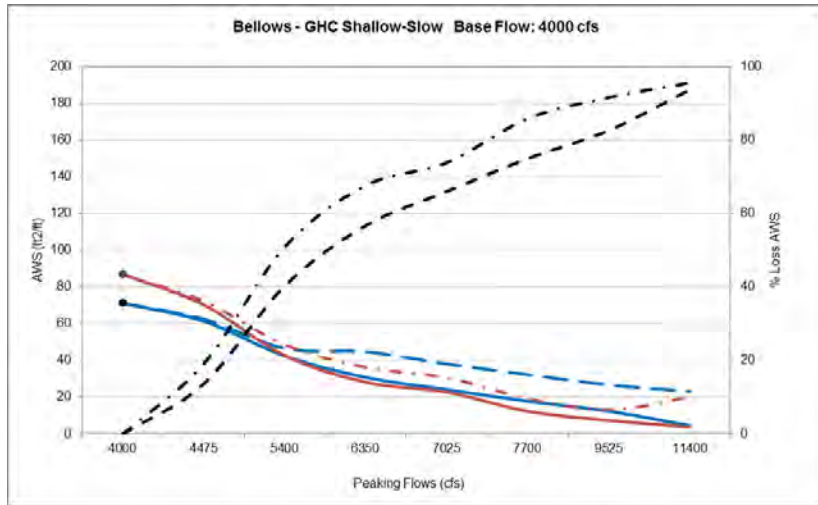




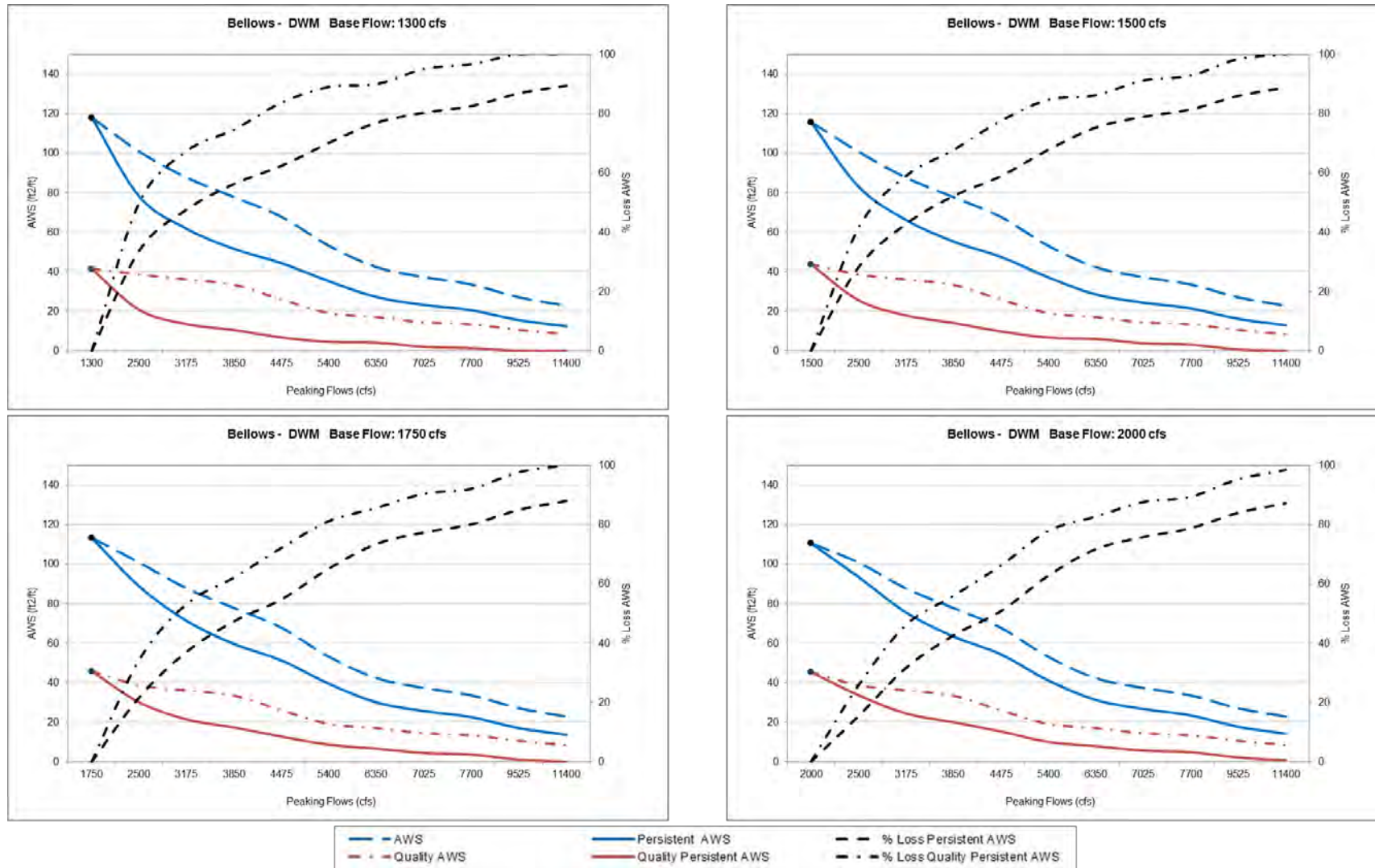
Bellows Falls and Bellows Falls CR GHC Shallow-Slow persistent habitat.

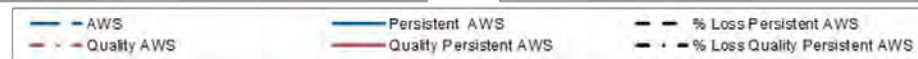
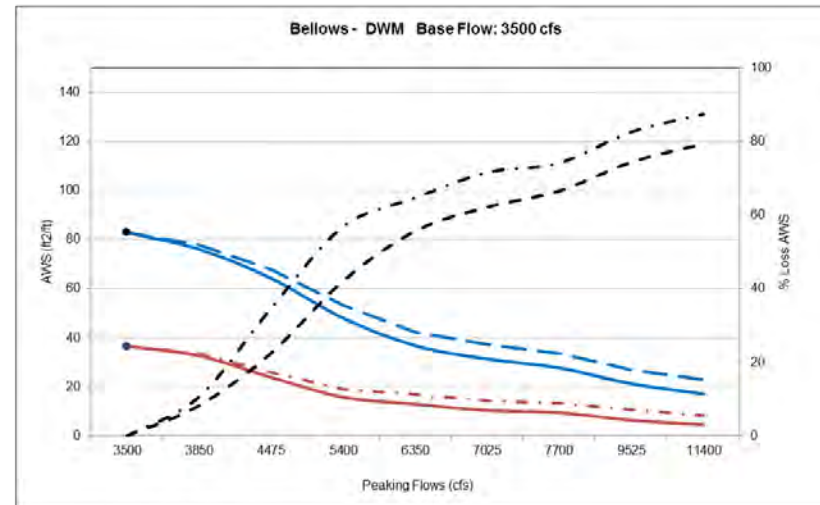
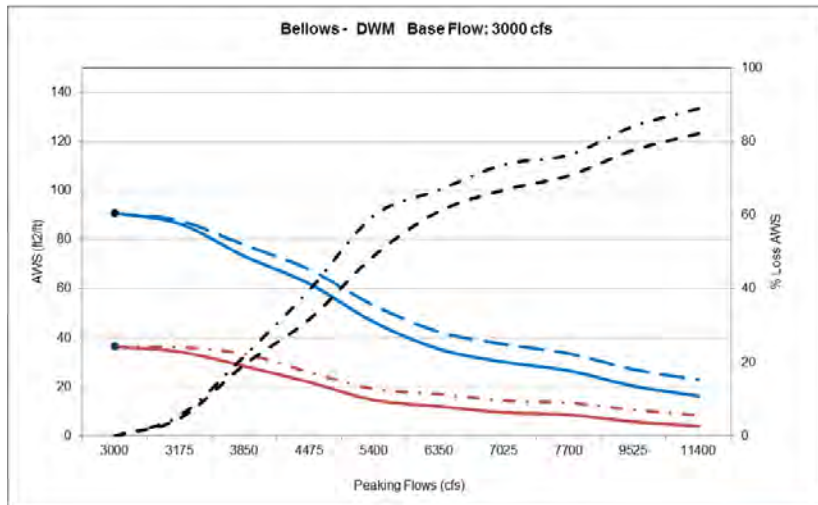
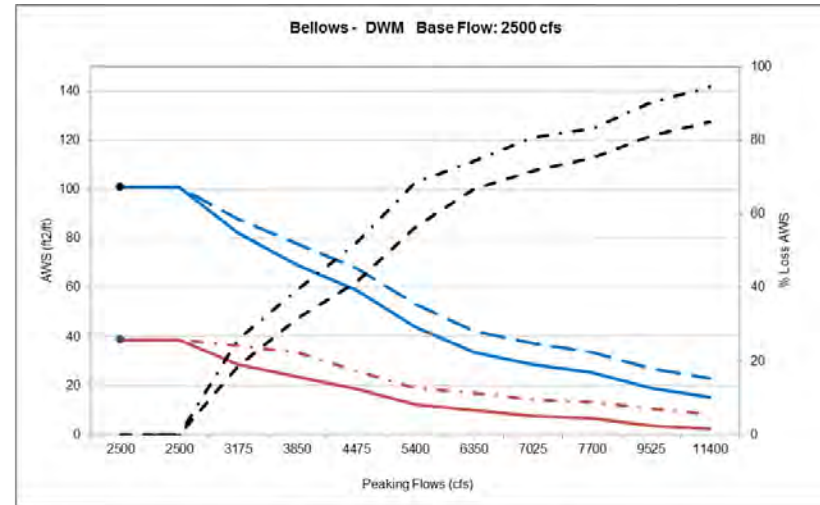
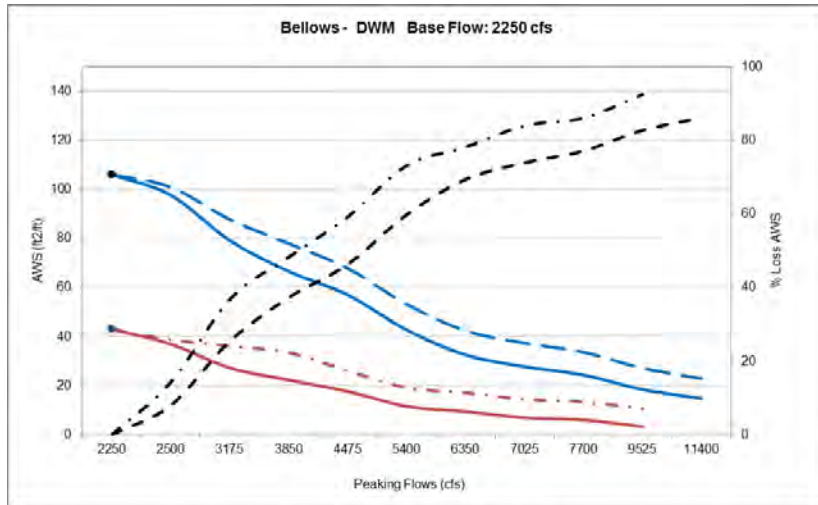


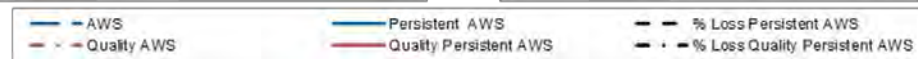
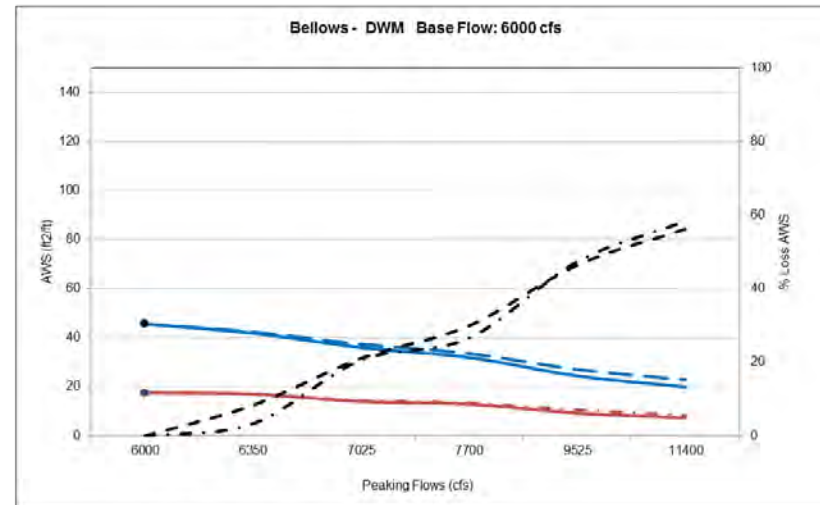
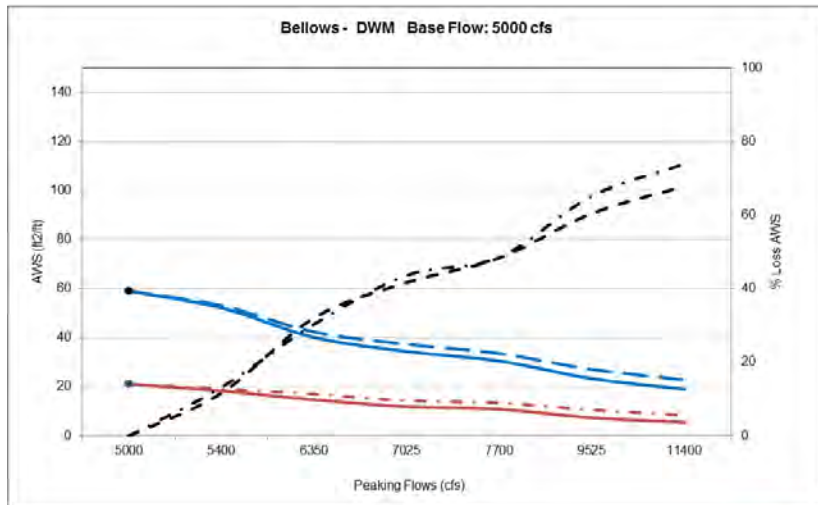
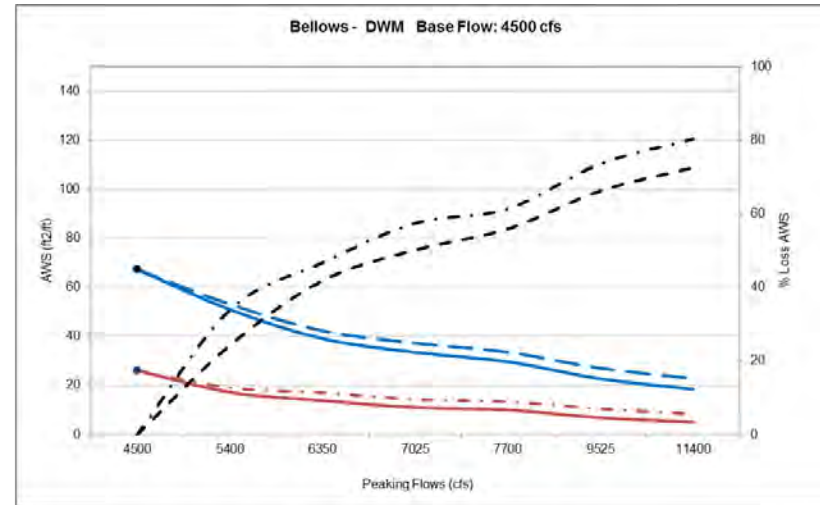
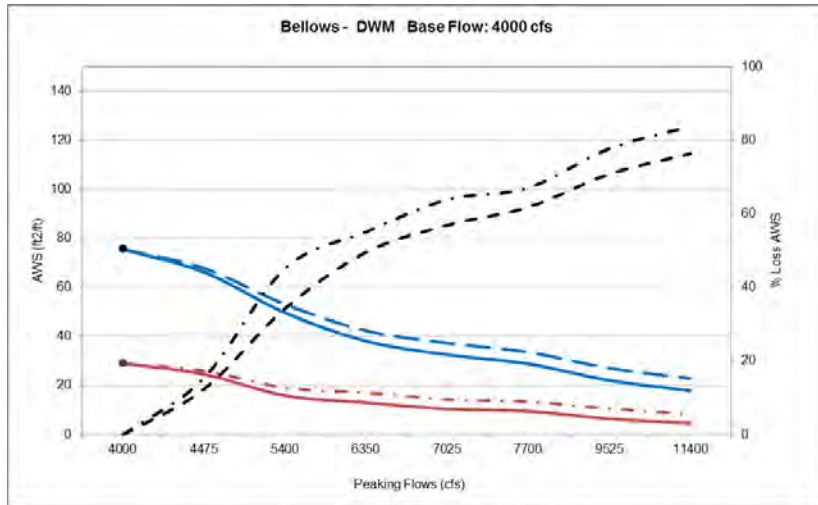




Bellows Falls Dwarf Wedgemussel persistent and persistent quality habitat.







Bellows Falls Co-occurring mussels persistent and persistent quality habitat.

