

## **APPENDIX K**

### **Wilder – 1D Dual Flow Analysis Tables and Figures**

[This page intentionally left blank.]

Wilder Fallfish fry persistent and persistent quality habitat.

Base Flows	Base Flow AWS	Persistent AWS (ft <sup>2</sup> /ft)									
		Peaking Flows									
		1700	2500	3350	4400	5600	6700	7500	8800	9550	10700
700	84.50	51.22	32.51	21.04	12.44	6.70	3.65	2.25	0.95	0.59	0.34
1000	79.06	56.00	36.34	23.96	14.32	7.82	4.24	2.61	1.12	0.70	0.40
1250	73.86	59.48	39.17	26.29	16.12	8.92	4.86	2.98	1.30	0.83	0.48
1500	68.75	62.50	41.47	27.95	17.20	9.57	5.26	3.26	1.46	0.93	0.54
1750	63.29		43.10	29.30	18.19	10.22	5.70	3.58	1.65	1.07	0.62
2000	58.23		44.88	30.76	19.27	11.02	6.28	4.03	1.90	1.22	0.69
2250	54.00		47.55	33.01	21.10	12.35	7.23	4.73	2.32	1.54	0.86
2500	50.16		50.16	34.77	22.28	13.16	7.88	5.31	2.77	1.89	1.07
3000	44.34			38.25	24.84	15.19	9.54	6.71	3.74	2.65	1.53
3500	39.81				27.74	17.69	11.71	8.54	5.13	3.76	2.28
4000	35.37				30.09	19.38	12.97	9.57	5.76	4.26	2.65
5000	28.09					22.35	15.37	11.70	7.45	5.71	3.80

Base Flows	Base Flow AWS	Persistent Quality AWS (ft <sup>2</sup> /ft)									
		Peaking Flows									
		1700	2500	3350	4400	5600	6700	7500	8800	9550	10700
700	60.70	27.95	11.95	4.00	0.91	0.24	0.00	0.00	0.00	0.00	0.00
1000	54.21	32.26	15.30	5.65	1.57	0.31	0.00	0.00	0.00	0.00	0.00
1250	48.16	35.09	17.43	7.18	2.23	0.48	0.01	0.00	0.00	0.00	0.00
1500	44.12	38.39	19.92	8.93	3.03	0.67	0.02	0.02	0.00	0.00	0.00
1750	38.81		20.79	9.61	3.43	0.86	0.17	0.12	0.00	0.00	0.00
2000	33.83		22.14	10.60	3.94	1.05	0.21	0.14	0.04	0.00	0.00
2250	29.99		24.27	12.12	5.00	1.62	0.36	0.17	0.06	0.02	0.00
2500	26.30		26.30	13.19	5.44	1.83	0.43	0.23	0.10	0.05	0.00
3000	20.17			15.47	6.69	2.63	0.94	0.51	0.26	0.07	0.00
3500	17.29				8.88	4.17	1.89	1.16	0.33	0.11	0.00
4000	15.00				11.19	5.91	3.33	2.22	0.83	0.42	0.13
5000	11.33					8.18	5.03	3.57	1.91	1.23	0.48

Base Flows	% at Base Flow	% Loss Persistent AWS									
		Peaking Flows									
		1700	2500	3350	4400	5600	6700	7500	8800	9550	10700
700	0	39	62	75	85	92	96	97	99	99	100
1000	0	29	54	70	82	90	95	97	99	99	99
1250	0	19	47	64	78	88	93	96	98	99	99
1500	0	9	40	59	75	86	92	95	98	99	99
1750	0		32	54	71	84	91	94	97	98	99
2000	0		23	47	67	81	89	93	97	98	99
2250	0		12	39	61	77	87	91	96	97	98
2500	0		0	31	56	74	84	89	94	96	98
3000	0			14	44	66	78	85	92	94	97
3500	0				30	56	71	79	87	91	94
4000	0				15	45	63	73	84	88	92
5000	0					20	45	58	73	80	86

Base Flows	% at Base Flow	% Loss Persistent Quality AWS									
		Peaking Flows									
		1700	2500	3350	4400	5600	6700	7500	8800	9550	10700
700	0	54	80	93	99	100	100	100	100	100	100
1000	0	40	72	90	97	99	100	100	100	100	100
1250	0	27	64	85	95	99	100	100	100	100	100
1500	0	13	55	80	93	98	100	100	100	100	100
1750	0		46	75	91	98	100	100	100	100	100
2000	0		35	69	88	97	99	100	100	100	100
2250	0		19	60	83	95	99	99	100	100	100
2500	0		0	50	79	93	98	99	100	100	100
3000	0			23	67	87	95	97	99	100	100
3500	0				49	76	89	93	98	99	100
4000	0				25	61	78	85	94	97	99
5000	0					28	56	69	83	89	96

Wilder CR Fallfish fry persistent and persistent quality habitat.

Base Flows	Base Flow AWS	CR Persistent AWS (ft <sup>2</sup> /ft)									
		Peaking Flows									
		1700	2500	3350	4400	5600	6700	7500	8800	9550	10700
700	102.03	57.56	34.46	22.65	13.84	7.90	4.52	2.88	1.31	0.80	0.48
1000	93.23	62.81	38.24	25.44	15.49	8.73	4.98	3.21	1.50	0.96	0.58
1250	86.31	67.12	41.26	27.47	16.83	9.55	5.50	3.55	1.67	1.06	0.64
1500	80.39	71.67	43.81	28.96	17.72	10.07	5.84	3.80	1.82	1.19	0.72
1750	73.79		45.91	30.44	18.68	10.70	6.30	4.16	2.04	1.34	0.81
2000	67.21		47.95	31.76	19.67	11.29	6.70	4.47	2.24	1.49	0.89
2250	61.20		51.31	34.28	21.44	12.33	7.31	4.89	2.45	1.64	1.00
2500	58.03		58.03	37.89	23.23	13.30	7.95	5.43	2.91	2.03	1.27
3000	52.49			43.14	25.92	15.00	9.18	6.33	3.53	2.55	1.68
3500	46.71				29.52	17.85	11.54	8.35	5.13	3.97	2.75
4000	40.88				32.88	19.36	12.40	8.94	5.31	3.96	2.67
5000	31.92					23.09	14.98	11.11	6.89	5.30	3.68

Base Flows	Base Flow AWS	CR Persistent Quality AWS (ft <sup>2</sup> /ft)									
		Peaking Flows									
		1700	2500	3350	4400	5600	6700	7500	8800	9550	10700
700	67.84	29.71	11.75	5.48	1.31	0.21	0.00	0.00	0.00	0.00	0.00
1000	59.59	33.67	14.83	7.80	2.28	0.46	0.00	0.00	0.00	0.00	0.00
1250	53.89	36.51	16.57	8.53	2.71	0.64	0.01	0.00	0.00	0.00	0.00
1500	49.24	40.80	18.48	9.40	3.15	0.74	0.06	0.05	0.00	0.00	0.00
1750	42.89		19.33	9.90	3.59	1.04	0.22	0.20	0.00	0.00	0.00
2000	37.04		20.37	10.49	3.99	1.19	0.26	0.23	0.11	0.00	0.00
2250	31.45		22.35	11.36	4.41	1.34	0.38	0.24	0.11	0.00	0.00
2500	28.22		28.22	13.69	4.81	1.60	0.61	0.44	0.21	0.10	0.00
3000	25.28			17.26	5.92	2.24	1.19	0.90	0.41	0.15	0.00
3500	21.06				8.69	3.72	1.81	1.46	0.60	0.32	0.00
4000	16.87				11.36	4.77	2.54	1.76	0.76	0.38	0.01
5000	12.32					6.86	3.74	2.44	1.09	0.64	0.15

Base Flows	% at Base Flow	% Loss CR Persistent AWS									
		Peaking Flows									
		1700	2500	3350	4400	5600	6700	7500	8800	9550	10700
700	0	44	66	78	86	92	96	97	99	99	100
1000	0	33	59	73	83	91	95	97	98	99	99
1250	0	22	52	68	80	89	94	96	98	99	99
1500	0	11	46	64	78	87	93	95	98	99	99
1750	0		38	59	75	85	91	94	97	98	99
2000	0		29	53	71	83	90	93	97	98	99
2250	0		16	44	65	80	88	92	96	97	98
2500	0		0	35	60	77	86	91	95	97	98
3000	0			18	51	71	83	88	93	95	97
3500	0				37	62	75	82	89	91	94
4000	0				20	53	70	78	87	90	93
5000	0					28	53	65	78	83	88

Base Flows	% at Base Flow	% Loss CR Persistent Quality AWS									
		Peaking Flows									
		1700	2500	3350	4400	5600	6700	7500	8800	9550	10700
700	0	56	83	92	98	100	100	100	100	100	100
1000	0	43	75	87	96	99	100	100	100	100	100
1250	0	32	69	84	95	99	100	100	100	100	100
1500	0	17	62	81	94	98	100	100	100	100	100
1750	0		55	77	92	98	99	100	100	100	100
2000	0		45	72	89	97	99	99	100	100	100
2250	0		29	64	86	96	99	99	100	100	100
2500	0		0	52	83	94	98	98	99	100	100
3000	0			32	77	91	95	96	98	99	100
3500	0				59	82	91	93	97	98	100
4000	0				33	72	85	90	96	98	100
5000	0					44	70	80	91	95	99



Wilder Fallfish spawning persistent and persistent quality habitat.

Base Flows	Base Flow AWS	Persistent AWS (ft <sup>2</sup> /ft)									
		Peaking Flows									
		1700	2500	3350	4400	5600	6700	7500	8800	9550	10700
700	50.99	35.91	26.78	19.00	11.67	6.13	3.04	1.71	0.61	0.35	0.16
1000	49.70	39.14	29.41	21.07	13.12	7.03	3.63	2.12	0.84	0.47	0.25
1250	48.63	41.87	31.60	22.74	14.34	7.82	4.03	2.37	0.93	0.55	0.31
1500	46.67	43.71	33.12	23.99	15.31	8.48	4.45	2.65	1.09	0.66	0.37
1750	44.53		34.40	25.01	16.03	8.93	4.75	2.84	1.16	0.70	0.40
2000	42.20		35.26	25.64	16.49	9.23	4.93	2.96	1.22	0.75	0.42
2250	39.92		36.23	26.39	17.07	9.62	5.21	3.17	1.34	0.83	0.46
2500	37.78		37.78	27.65	17.89	10.11	5.55	3.43	1.49	0.92	0.50
3000	33.51			29.24	18.93	10.80	6.00	3.76	1.71	1.12	0.58
3500	29.38				20.38	11.97	7.01	4.63	2.33	1.56	0.88
4000	25.52				21.68	12.91	7.71	5.17	2.66	1.79	1.02
5000	18.92					14.40	8.76	6.01	3.24	2.29	1.44

Base Flows	Base Flow AWS	Persistent Quality AWS (ft <sup>2</sup> /ft)									
		Peaking Flows									
		1700	2500	3350	4400	5600	6700	7500	8800	9550	10700
700	26.78	17.41	12.05	7.03	1.68	0.20	0.00	0.00	0.00	0.00	0.00
1000	25.93	18.91	13.21	7.67	1.88	0.31	0.14	0.00	0.00	0.00	0.00
1250	26.12	21.25	14.78	8.74	2.45	0.64	0.15	0.00	0.00	0.00	0.00
1500	24.42	22.47	15.40	9.15	2.53	0.65	0.15	0.00	0.00	0.00	0.00
1750	22.91		16.12	9.65	2.80	0.74	0.20	0.05	0.05	0.00	0.00
2000	21.18		16.78	10.02	3.01	0.83	0.21	0.06	0.05	0.00	0.00
2250	19.80		17.42	10.28	3.22	0.93	0.21	0.06	0.05	0.00	0.00
2500	18.74		18.74	11.20	3.40	0.95	0.22	0.08	0.06	0.01	0.01
3000	15.61			12.06	3.58	0.95	0.23	0.08	0.06	0.01	0.01
3500	11.99				4.34	1.37	0.40	0.16	0.06	0.01	0.01
4000	8.23				4.65	1.60	0.37	0.12	0.06	0.01	0.01
5000	5.12					3.08	1.09	0.60	0.12	0.04	0.02

Base Flows	% at Base Flow	% Loss Persistent AWS									
		Peaking Flows									
		1700	2500	3350	4400	5600	6700	7500	8800	9550	10700
700	0	30	47	63	77	88	94	97	99	99	100
1000	0	21	41	58	74	86	93	96	98	99	99
1250	0	14	35	53	71	84	92	95	98	99	99
1500	0	6	29	49	67	82	90	94	98	99	99
1750	0		23	44	64	80	89	94	97	98	99
2000	0		16	39	61	78	88	93	97	98	99
2250	0		9	34	57	76	87	92	97	98	99
2500	0		0	27	53	73	85	91	96	98	99
3000	0			13	44	68	82	89	95	97	98
3500	0				31	59	76	84	92	95	97
4000	0				15	49	70	80	90	93	96
5000	0					24	54	68	83	88	92

Base Flows	% at Base Flow	% Loss Persistent Quality AWS									
		Peaking Flows									
		1700	2500	3350	4400	5600	6700	7500	8800	9550	10700
700	0	35	55	74	94	99	100	100	100	100	100
1000	0	27	49	70	93	99	99	100	100	100	100
1250	0	19	43	67	91	98	99	100	100	100	100
1500	0	8	37	63	90	97	99	100	100	100	100
1750	0		30	58	88	97	99	100	100	100	100
2000	0		21	53	86	96	99	100	100	100	100
2250	0		12	48	84	95	99	100	100	100	100
2500	0		0	40	82	95	99	100	100	100	100
3000	0			23	77	94	99	99	100	100	100
3500	0				64	89	97	99	99	100	100
4000	0				44	81	95	99	99	100	100
5000	0					40	79	88	98	99	100

Wilder CR Fallfish spawning persistent and persistent quality habitat.

Base Flows	Base Flow AWS	CR Persistent AWS (ft <sup>2</sup> /ft)									
		Peaking Flows									
		1700	2500	3350	4400	5600	6700	7500	8800	9550	10700
700	68.53	42.92	30.48	21.20	12.65	6.55	3.25	1.68	0.52	0.23	0.08
1000	66.13	48.21	34.01	23.94	14.57	7.97	4.48	2.64	1.13	0.57	0.35
1250	65.72	54.29	38.28	26.89	16.79	9.36	5.02	2.93	1.21	0.63	0.40
1500	62.75	57.66	40.55	28.41	17.81	9.85	5.32	3.17	1.39	0.78	0.51
1750	59.63		42.87	29.91	18.55	10.22	5.56	3.36	1.49	0.84	0.54
2000	56.34		44.50	30.78	19.06	10.55	5.83	3.56	1.61	0.93	0.60
2250	53.63		46.92	32.49	20.24	11.26	6.33	3.90	1.74	1.02	0.65
2500	51.27		51.27	35.85	22.06	12.04	6.71	4.13	1.89	1.12	0.69
3000	46.55			39.53	23.77	12.54	6.78	4.05	1.76	1.15	0.66
3500	41.18				26.81	14.73	8.54	5.50	2.79	1.79	1.18
4000	36.50				30.09	16.81	9.88	6.41	3.29	2.14	1.39
5000	27.93					20.31	12.08	8.18	4.40	3.03	2.06

Base Flows	Base Flow AWS	CR Persistent Quality AWS (ft <sup>2</sup> /ft)									
		Peaking Flows									
		1700	2500	3350	4400	5600	6700	7500	8800	9550	10700
700	34.64	18.61	12.12	6.53	1.51	0.72	0.00	0.00	0.00	0.00	0.00
1000	31.46	19.91	13.00	6.97	1.30	0.53	0.00	0.00	0.00	0.00	0.00
1250	34.63	26.37	16.77	9.38	3.30	1.71	0.01	0.00	0.00	0.00	0.00
1500	32.70	29.44	17.75	9.79	3.61	1.73	0.01	0.00	0.00	0.00	0.00
1750	31.72		19.49	10.74	3.98	1.84	0.13	0.12	0.12	0.00	0.00
2000	29.10		20.74	10.88	4.12	1.86	0.15	0.14	0.12	0.00	0.00
2250	27.53		21.98	10.88	4.35	1.87	0.15	0.14	0.12	0.00	0.00
2500	26.09		26.09	13.47	4.77	1.97	0.25	0.24	0.22	0.10	0.08
3000	22.54			16.56	5.32	1.90	0.29	0.28	0.23	0.10	0.08
3500	18.26				6.88	2.68	0.69	0.56	0.23	0.10	0.08
4000	13.70				7.92	3.49	0.65	0.40	0.23	0.10	0.08
5000	12.35					7.44	2.42	1.47	0.44	0.22	0.09

Base Flows	% at Base Flow	% Loss CR Persistent AWS									
		Peaking Flows									
		1700	2500	3350	4400	5600	6700	7500	8800	9550	10700
700	0	37	56	69	82	90	95	98	99	100	100
1000	0	27	49	64	78	88	93	96	98	99	99
1250	0	17	42	59	74	86	92	96	98	99	99
1500	0	8	35	55	72	84	92	95	98	99	99
1750	0		28	50	69	83	91	94	97	99	99
2000	0		21	45	66	81	90	94	97	98	99
2250	0		13	39	62	79	88	93	97	98	99
2500	0		0	30	57	77	87	92	96	98	99
3000	0			15	49	73	85	91	96	98	99
3500	0				35	64	79	87	93	96	97
4000	0				18	54	73	82	91	94	96
5000	0					27	57	71	84	89	93

Base Flows	% at Base Flow	% Loss CR Persistent Quality AWS									
		Peaking Flows									
		1700	2500	3350	4400	5600	6700	7500	8800	9550	10700
700	0	46	65	81	96	98	100	100	100	100	100
1000	0	37	59	78	96	98	100	100	100	100	100
1250	0	24	52	73	90	95	100	100	100	100	100
1500	0	10	46	70	89	95	100	100	100	100	100
1750	0		39	66	87	94	100	100	100	100	100
2000	0		29	63	86	94	99	100	100	100	100
2250	0		20	60	84	93	99	99	100	100	100
2500	0		0	48	82	92	99	99	99	100	100
3000	0			27	76	92	99	99	99	100	100
3500	0				62	85	96	97	99	99	100
4000	0				42	74	95	97	98	99	99
5000	0					40	80	88	96	98	99

Wilder Longnose Dace fry persistent and persistent quality habitat.

Base Flows	Base Flow AWS	Persistent AWS (ft <sup>2</sup> /ft)									
		Peaking Flows									
		1700	2500	3350	4400	5600	6700	7500	8800	9550	10700
700	50.73	27.30	15.76	8.02	3.73	1.60	0.74	0.42	0.17	0.09	0.04
1000	51.70	35.40	21.46	11.65	5.39	2.18	0.96	0.53	0.21	0.12	0.05
1250	51.81	41.42	25.81	14.47	6.41	2.48	1.09	0.58	0.23	0.13	0.05
1500	50.46	45.89	29.44	16.92	7.34	2.86	1.24	0.66	0.25	0.13	0.05
1750	48.53		32.54	19.14	8.33	3.26	1.41	0.74	0.28	0.15	0.05
2000	45.93		34.94	20.90	9.42	3.81	1.66	0.88	0.32	0.17	0.06
2250	43.11		37.47	22.72	10.49	4.43	1.90	0.98	0.36	0.18	0.06
2500	40.38		40.38	24.78	11.93	5.27	2.24	1.12	0.40	0.20	0.07
3000	35.07			28.87	14.95	7.00	3.02	1.62	0.63	0.36	0.16
3500	30.35				17.71	8.44	3.95	2.25	0.94	0.58	0.25
4000	25.52				20.11	10.06	5.05	3.06	1.34	0.80	0.35
5000	18.22					13.18	7.38	4.74	2.27	1.41	0.66

Base Flows	Base Flow AWS	Persistent Quality AWS (ft <sup>2</sup> /ft)									
		Peaking Flows									
		1700	2500	3350	4400	5600	6700	7500	8800	9550	10700
700	28.79	12.62	5.15	0.34	0.00	0.00	0.00	0.00	0.00	0.00	0.00
1000	31.92	19.72	8.83	2.27	0.49	0.10	0.08	0.00	0.00	0.00	0.00
1250	34.53	26.43	13.66	5.21	0.72	0.10	0.08	0.00	0.00	0.00	0.00
1500	34.25	29.91	16.32	6.81	0.93	0.10	0.08	0.00	0.00	0.00	0.00
1750	32.92		19.41	8.57	1.27	0.25	0.08	0.00	0.00	0.00	0.00
2000	31.11		21.27	9.75	1.63	0.25	0.08	0.00	0.00	0.00	0.00
2250	29.34		23.70	11.32	2.15	0.43	0.08	0.00	0.00	0.00	0.00
2500	25.77		25.77	12.62	2.91	0.65	0.08	0.00	0.00	0.00	0.00
3000	20.22			15.13	4.38	1.16	0.10	0.00	0.00	0.00	0.00
3500	16.41				6.31	1.71	0.34	0.10	0.00	0.00	0.00
4000	11.56				7.82	2.42	0.67	0.15	0.02	0.00	0.00
5000	7.68					4.72	1.84	0.69	0.10	0.00	0.00

Base Flows	% at Base Flow	% Loss Persistent AWS									
		Peaking Flows									
		1700	2500	3350	4400	5600	6700	7500	8800	9550	10700
700	0	46	69	84	93	97	99	99	100	100	100
1000	0	32	58	77	90	96	98	99	100	100	100
1250	0	20	50	72	88	95	98	99	100	100	100
1500	0	9	42	66	85	94	98	99	99	100	100
1750	0		33	61	83	93	97	98	99	100	100
2000	0		24	54	79	92	96	98	99	100	100
2250	0		13	47	76	90	96	98	99	100	100
2500	0		0	39	70	87	94	97	99	99	100
3000	0			18	57	80	91	95	98	99	100
3500	0				42	72	87	93	97	98	99
4000	0				21	61	80	88	95	97	99
5000	0					28	60	74	88	92	96

Base Flows	% at Base Flow	% Loss Persistent Quality AWS									
		Peaking Flows									
		1700	2500	3350	4400	5600	6700	7500	8800	9550	10700
700	0	56	82	99	100	100	100	100	100	100	100
1000	0	38	72	93	98	100	100	100	100	100	100
1250	0	23	60	85	98	100	100	100	100	100	100
1500	0	13	52	80	97	100	100	100	100	100	100
1750	0		41	74	96	99	100	100	100	100	100
2000	0		32	69	95	99	100	100	100	100	100
2250	0		19	61	93	99	100	100	100	100	100
2500	0		0	51	89	97	100	100	100	100	100
3000	0			25	78	94	100	100	100	100	100
3500	0				62	90	98	99	100	100	100
4000	0				32	79	94	99	100	100	100
5000	0					39	76	91	99	100	100

Wilder CR Longnose Dace fry persistent and persistent quality habitat.

Base Flows	Base Flow AWS	CR Persistent AWS (ft <sup>2</sup> /ft)									
		Peaking Flows									
		1700	2500	3350	4400	5600	6700	7500	8800	9550	10700
700	71.33	36.19	20.40	10.15	4.61	1.90	0.90	0.53	0.26	0.17	0.11
1000	72.03	46.60	26.51	14.06	7.11	2.97	1.38	0.69	0.32	0.19	0.12
1250	71.22	54.75	31.08	16.53	8.48	3.41	1.52	0.73	0.32	0.20	0.13
1500	67.67	60.27	35.06	19.02	9.71	3.92	1.76	0.88	0.35	0.21	0.13
1750	63.98		38.94	21.77	10.97	4.49	2.02	0.99	0.37	0.22	0.13
2000	60.34		42.71	24.11	12.22	5.01	2.22	1.07	0.40	0.22	0.13
2250	56.54		46.89	26.54	13.27	5.49	2.40	1.17	0.43	0.24	0.14
2500	52.55		52.55	29.40	14.69	6.24	2.86	1.44	0.51	0.27	0.15
3000	44.81			35.51	18.54	8.30	3.91	2.15	0.79	0.44	0.23
3500	40.73				23.32	10.02	4.96	2.83	1.21	0.74	0.37
4000	35.68				27.21	12.03	6.30	3.83	1.75	1.04	0.50
5000	25.04					16.32	9.27	5.97	2.84	1.77	0.88

Base Flows	Base Flow AWS	CR Persistent Quality AWS (ft <sup>2</sup> /ft)									
		Peaking Flows									
		1700	2500	3350	4400	5600	6700	7500	8800	9550	10700
700	43.20	19.10	6.66	0.36	0.00	0.00	0.00	0.00	0.00	0.00	0.00
1000	47.60	29.10	11.90	3.26	1.83	0.38	0.29	0.00	0.00	0.00	0.00
1250	51.09	37.06	16.27	4.81	2.11	0.38	0.29	0.00	0.00	0.00	0.00
1500	48.36	41.10	19.12	6.59	2.11	0.38	0.29	0.00	0.00	0.00	0.00
1750	45.76		22.69	8.80	2.37	0.38	0.29	0.00	0.00	0.00	0.00
2000	42.41		24.91	10.15	2.70	0.38	0.29	0.00	0.00	0.00	0.00
2250	38.86		29.07	12.03	3.31	0.38	0.29	0.00	0.00	0.00	0.00
2500	33.61		33.61	13.79	4.14	0.53	0.29	0.00	0.00	0.00	0.00
3000	23.64			16.36	4.89	0.74	0.13	0.00	0.00	0.00	0.00
3500	22.10				8.68	1.52	0.65	0.00	0.00	0.00	0.00
4000	18.21				11.17	2.05	0.94	0.11	0.00	0.00	0.00
5000	11.38					4.84	2.17	0.52	0.11	0.01	0.00

Base Flows	% at Base Flow	% Loss CR Persistent AWS									
		Peaking Flows									
		1700	2500	3350	4400	5600	6700	7500	8800	9550	10700
700	0	49	71	86	94	97	99	99	100	100	100
1000	0	35	63	80	90	96	98	99	100	100	100
1250	0	23	56	77	88	95	98	99	100	100	100
1500	0	11	48	72	86	94	97	99	99	100	100
1750	0		39	66	83	93	97	98	99	100	100
2000	0		29	60	80	92	96	98	99	100	100
2250	0		17	53	77	90	96	98	99	100	100
2500	0		0	44	72	88	95	97	99	99	100
3000	0			21	59	81	91	95	98	99	99
3500	0				43	75	88	93	97	98	99
4000	0				24	66	82	89	95	97	99
5000	0					35	63	76	89	93	96

Base Flows	% at Base Flow	% Loss CR Persistent Quality AWS									
		Peaking Flows									
		1700	2500	3350	4400	5600	6700	7500	8800	9550	10700
700	0	56	85	99	100	100	100	100	100	100	100
1000	0	39	75	93	96	99	99	100	100	100	100
1250	0	27	68	91	96	99	99	100	100	100	100
1500	0	15	60	86	96	99	99	100	100	100	100
1750	0		50	81	95	99	99	100	100	100	100
2000	0		41	76	94	99	99	100	100	100	100
2250	0		25	69	91	99	99	100	100	100	100
2500	0		0	59	88	98	99	100	100	100	100
3000	0			31	79	97	99	100	100	100	100
3500	0				61	93	97	100	100	100	100
4000	0				39	89	95	99	100	100	100
5000	0					57	81	95	99	100	100

Wilder Sea Lamprey spawning persistent and persistent quality habitat.

Base Flows	Base Flow AWS	Persistent AWS (ft <sup>2</sup> /ft)									
		Peaking Flows									
		1700	2500	3350	4400	5600	6700	7500	8800	9550	10700
700	7.48	5.42	3.90	2.29	1.23	0.46	0.06	0.00	0.00	0.00	0.00
1000	7.59	5.77	4.21	2.57	1.52	0.62	0.11	0.02	0.01	0.00	0.00
1250	7.82	6.62	4.82	3.00	1.82	0.78	0.19	0.05	0.03	0.00	0.00
1500	8.01	7.44	5.43	3.43	2.07	0.89	0.23	0.05	0.03	0.00	0.00
1750	8.04		5.98	3.83	2.33	1.00	0.25	0.07	0.03	0.00	0.00
2000	7.99		6.53	4.27	2.61	1.10	0.29	0.08	0.04	0.00	0.00
2250	7.95		7.18	4.79	2.91	1.22	0.34	0.10	0.04	0.00	0.00
2500	7.93		7.93	5.36	3.25	1.38	0.42	0.14	0.04	0.00	0.00
3000	7.57			6.43	3.96	1.76	0.60	0.20	0.04	0.00	0.00
3500	7.05				4.74	2.28	0.93	0.42	0.13	0.02	0.00
4000	6.53				5.54	2.86	1.33	0.71	0.26	0.09	0.02
5000	5.41					3.90	2.06	1.27	0.53	0.25	0.08

Base Flows	Base Flow AWS	Persistent Quality AWS (ft <sup>2</sup> /ft)									
		Peaking Flows									
		1700	2500	3350	4400	5600	6700	7500	8800	9550	10700
700	1.25	0.34	0.05	0.00	0.00	0.00	0.00	0.00	0.00	0.00	0.00
1000	1.13	0.41	0.13	0.00	0.00	0.00	0.00	0.00	0.00	0.00	0.00
1250	1.19	0.63	0.14	0.00	0.00	0.00	0.00	0.00	0.00	0.00	0.00
1500	1.21	0.90	0.21	0.00	0.00	0.00	0.00	0.00	0.00	0.00	0.00
1750	1.07		0.29	0.02	0.00	0.00	0.00	0.00	0.00	0.00	0.00
2000	1.02		0.43	0.03	0.00	0.00	0.00	0.00	0.00	0.00	0.00
2250	1.11		0.82	0.25	0.00	0.00	0.00	0.00	0.00	0.00	0.00
2500	1.32		1.32	0.55	0.01	0.00	0.00	0.00	0.00	0.00	0.00
3000	1.62			1.22	0.13	0.00	0.00	0.00	0.00	0.00	0.00
3500	1.52				0.36	0.00	0.00	0.00	0.00	0.00	0.00
4000	1.11				0.68	0.04	0.00	0.00	0.00	0.00	0.00
5000	0.98					0.44	0.18	0.04	0.00	0.00	0.00

Base Flows	% at Base Flow	% Loss Persistent AWS									
		Peaking Flows									
		1700	2500	3350	4400	5600	6700	7500	8800	9550	10700
700	0	27	48	69	84	94	99	100	100	100	100
1000	0	24	45	66	80	92	99	100	100	100	100
1250	0	15	38	62	77	90	98	99	100	100	100
1500	0	7	32	57	74	89	97	99	100	100	100
1750	0		26	52	71	88	97	99	100	100	100
2000	0		18	47	67	86	96	99	100	100	100
2250	0		10	40	63	85	96	99	100	100	100
2500	0		0	32	59	83	95	98	99	100	100
3000	0			15	48	77	92	97	99	100	100
3500	0				33	68	87	94	98	100	100
4000	0				15	56	80	89	96	99	100
5000	0					28	62	77	90	95	99

Base Flows	% at Base Flow	% Loss Persistent Quality AWS									
		Peaking Flows									
		1700	2500	3350	4400	5600	6700	7500	8800	9550	10700
700	0	73	96	100	100	100	100	100	100	100	100
1000	0	64	89	100	100	100	100	100	100	100	100
1250	0	47	88	100	100	100	100	100	100	100	100
1500	0	26	83	100	100	100	100	100	100	100	100
1750	0		73	98	100	100	100	100	100	100	100
2000	0		57	97	100	100	100	100	100	100	100
2250	0		27	78	100	100	100	100	100	100	100
2500	0		0	58	99	100	100	100	100	100	100
3000	0			24	92	100	100	100	100	100	100
3500	0				76	100	100	100	100	100	100
4000	0				39	96	100	100	100	100	100
5000	0					55	81	96	100	100	100

Wilder CR Sea Lamprey spawning persistent and persistent quality habitat.

Base Flows	Base Flow AWS	CR Persistent AWS (ft <sup>2</sup> /ft)									
		Peaking Flows									
		1700	2500	3350	4400	5600	6700	7500	8800	9550	10700
700	24.53	16.59	10.54	5.02	1.91	0.57	0.16	0.01	0.00	0.00	0.00
1000	23.83	16.99	10.83	5.25	2.30	0.85	0.35	0.07	0.04	0.00	0.00
1250	23.89	19.42	12.45	6.36	2.94	1.28	0.65	0.18	0.11	0.00	0.00
1500	23.94	21.90	14.24	7.57	3.61	1.64	0.74	0.20	0.12	0.00	0.00
1750	23.66		15.99	8.85	4.39	1.92	0.78	0.23	0.12	0.00	0.00
2000	23.11		17.80	10.29	5.29	2.18	0.84	0.25	0.13	0.00	0.00
2250	22.73		19.89	12.01	6.23	2.49	0.97	0.27	0.13	0.00	0.00
2500	22.39		22.39	13.88	7.34	2.92	1.17	0.33	0.13	0.00	0.00
3000	21.01			17.25	9.50	4.02	1.61	0.43	0.08	0.00	0.00
3500	19.23				11.97	5.67	2.55	1.04	0.32	0.05	0.00
4000	17.49				14.44	7.32	3.65	1.77	0.63	0.19	0.03
5000	14.18					10.14	5.52	3.19	1.30	0.57	0.13

Base Flows	Base Flow AWS	CR Persistent Quality AWS (ft <sup>2</sup> /ft)									
		Peaking Flows									
		1700	2500	3350	4400	5600	6700	7500	8800	9550	10700
700	7.66	2.16	0.41	0.00	0.00	0.00	0.00	0.00	0.00	0.00	0.00
1000	7.10	3.02	0.95	0.00	0.00	0.00	0.00	0.00	0.00	0.00	0.00
1250	7.47	4.23	1.07	0.00	0.00	0.00	0.00	0.00	0.00	0.00	0.00
1500	7.20	5.44	1.43	0.00	0.00	0.00	0.00	0.00	0.00	0.00	0.00
1750	6.02		1.71	0.10	0.00	0.00	0.00	0.00	0.00	0.00	0.00
2000	5.27		2.29	0.11	0.00	0.00	0.00	0.00	0.00	0.00	0.00
2250	5.42		3.94	1.09	0.00	0.00	0.00	0.00	0.00	0.00	0.00
2500	5.83		5.83	2.15	0.02	0.00	0.00	0.00	0.00	0.00	0.00
3000	6.19			4.50	0.20	0.00	0.00	0.00	0.00	0.00	0.00
3500	5.58				0.97	0.00	0.00	0.00	0.00	0.00	0.00
4000	3.75				2.00	0.05	0.00	0.00	0.00	0.00	0.00
5000	2.51					0.74	0.21	0.04	0.00	0.00	0.00

Base Flows	% at Base Flow	% Loss CR Persistent AWS									
		Peaking Flows									
		1700	2500	3350	4400	5600	6700	7500	8800	9550	10700
700	0	32	57	80	92	98	99	100	100	100	100
1000	0	29	55	78	90	96	99	100	100	100	100
1250	0	19	48	73	88	95	97	99	100	100	100
1500	0	9	41	68	85	93	97	99	100	100	100
1750	0		32	63	81	92	97	99	99	100	100
2000	0		23	55	77	91	96	99	99	100	100
2250	0		12	47	73	89	96	99	99	100	100
2500	0		0	38	67	87	95	99	99	100	100
3000	0			18	55	81	92	98	100	100	100
3500	0				38	71	87	95	98	100	100
4000	0				17	58	79	90	96	99	100
5000	0					28	61	78	91	96	99

Base Flows	% at Base Flow	% Loss CR Persistent Quality AWS									
		Peaking Flows									
		1700	2500	3350	4400	5600	6700	7500	8800	9550	10700
700	0	72	95	100	100	100	100	100	100	100	100
1000	0	58	87	100	100	100	100	100	100	100	100
1250	0	43	86	100	100	100	100	100	100	100	100
1500	0	24	80	100	100	100	100	100	100	100	100
1750	0		72	98	100	100	100	100	100	100	100
2000	0		57	98	100	100	100	100	100	100	100
2250	0		27	80	100	100	100	100	100	100	100
2500	0		0	63	100	100	100	100	100	100	100
3000	0			27	97	100	100	100	100	100	100
3500	0				83	100	100	100	100	100	100
4000	0				47	99	100	100	100	100	100
5000	0					70	92	98	100	100	100

Wilder Smallmouth Bass fry persistent and persistent quality habitat.

Base Flows	Base Flow AWS	Persistent AWS (ft <sup>2</sup> /ft)									
		Peaking Flows									
		1700	2500	3350	4400	5600	6700	7500	8800	9550	10700
700	38.89	15.58	8.20	4.34	2.06	1.06	0.67	0.50	0.28	0.21	0.12
1000	34.07	19.31	11.01	6.34	3.07	1.58	1.02	0.76	0.43	0.31	0.19
1250	30.96	22.21	13.17	7.91	3.96	2.14	1.39	0.99	0.58	0.45	0.31
1500	28.36	24.71	15.15	9.33	4.88	2.82	1.73	1.25	0.80	0.63	0.43
1750	26.21		17.12	10.85	5.91	3.40	2.07	1.56	0.99	0.77	0.52
2000	24.23		18.65	12.05	6.76	3.84	2.39	1.77	1.12	0.89	0.62
2250	22.55		19.90	13.07	7.49	4.34	2.74	2.07	1.37	1.11	0.80
2500	21.04		21.04	14.01	8.14	4.85	3.15	2.45	1.68	1.39	1.01
3000	18.63			15.91	9.56	6.00	4.17	3.28	2.36	1.91	1.35
3500	16.41				10.83	7.13	5.12	4.10	2.93	2.37	1.70
4000	14.20				11.95	8.09	5.95	4.85	3.50	2.86	2.06
5000	11.26					9.34	7.06	5.90	4.39	3.63	2.64

Base Flows	Base Flow AWS	Persistent Quality AWS (ft <sup>2</sup> /ft)									
		Peaking Flows									
		1700	2500	3350	4400	5600	6700	7500	8800	9550	10700
700	9.76	2.24	0.90	0.31	0.00	0.00	0.00	0.00	0.00	0.00	0.00
1000	7.92	3.64	1.77	0.63	0.26	0.00	0.00	0.00	0.00	0.00	0.00
1250	6.73	4.66	2.65	1.14	0.38	0.02	0.00	0.00	0.00	0.00	0.00
1500	7.56	6.61	4.34	2.00	0.87	0.36	0.00	0.00	0.00	0.00	0.00
1750	8.12		5.69	2.84	1.20	0.52	0.02	0.00	0.00	0.00	0.00
2000	8.91		6.69	3.42	1.42	0.64	0.14	0.00	0.00	0.00	0.00
2250	8.89		7.81	4.31	1.92	0.88	0.24	0.08	0.00	0.00	0.00
2500	8.06		8.06	4.49	1.96	0.90	0.25	0.08	0.00	0.00	0.00
3000	7.07			5.54	2.77	1.58	0.91	0.72	0.41	0.00	0.00
3500	5.97				3.11	1.91	1.24	0.96	0.50	0.07	0.00
4000	4.79				3.53	2.22	1.54	1.25	0.66	0.20	0.02
5000	3.52					2.58	1.89	1.59	0.95	0.46	0.05

Base Flows	% at Base Flow	% Loss Persistent AWS									
		Peaking Flows									
		1700	2500	3350	4400	5600	6700	7500	8800	9550	10700
700	0	60	79	89	95	97	98	99	99	99	100
1000	0	43	68	81	91	95	97	98	99	99	99
1250	0	28	57	74	87	93	96	97	98	99	99
1500	0	13	47	67	83	90	94	96	97	98	98
1750	0		35	59	77	87	92	94	96	97	98
2000	0		23	50	72	84	90	93	95	96	97
2250	0		12	42	67	81	88	91	94	95	96
2500	0		0	33	61	77	85	88	92	93	95
3000	0			15	49	68	78	82	87	90	93
3500	0				34	57	69	75	82	86	90
4000	0				16	43	58	66	75	80	85
5000	0					17	37	48	61	68	77

Base Flows	% at Base Flow	% Loss Persistent Quality AWS									
		Peaking Flows									
		1700	2500	3350	4400	5600	6700	7500	8800	9550	10700
700	0	77	91	97	100	100	100	100	100	100	100
1000	0	54	78	92	97	100	100	100	100	100	100
1250	0	31	61	83	94	100	100	100	100	100	100
1500	0	12	43	73	88	95	100	100	100	100	100
1750	0		30	65	85	94	100	100	100	100	100
2000	0		25	62	84	93	98	100	100	100	100
2250	0		12	52	78	90	97	99	100	100	100
2500	0		0	44	76	89	97	99	100	100	100
3000	0			22	61	78	87	90	94	100	100
3500	0				48	68	79	84	92	99	100
4000	0				26	54	68	74	86	96	100
5000	0					27	46	55	73	87	99

Wilder CR Smallmouth Bass fry persistent and persistent quality habitat.

Base Flows	Base Flow AWS	CR Persistent AWS (ft <sup>2</sup> /ft)									
		Peaking Flows									
		1700	2500	3350	4400	5600	6700	7500	8800	9550	10700
700	22.23	6.00	2.17	0.95	0.55	0.25	0.13	0.08	0.04	0.03	0.02
1000	17.78	7.88	2.97	1.45	0.80	0.37	0.22	0.16	0.10	0.08	0.05
1250	15.72	9.29	3.55	1.87	1.02	0.50	0.33	0.24	0.15	0.12	0.08
1500	13.42	10.47	4.09	2.21	1.22	0.62	0.40	0.28	0.18	0.15	0.11
1750	10.81		4.65	2.58	1.44	0.75	0.46	0.34	0.23	0.19	0.14
2000	8.61		5.13	2.88	1.62	0.85	0.56	0.44	0.31	0.25	0.19
2250	7.29		5.63	3.17	1.81	0.97	0.68	0.54	0.39	0.32	0.24
2500	6.44		6.44	3.57	2.00	1.10	0.79	0.63	0.47	0.39	0.29
3000	5.50			4.31	2.38	1.38	1.04	0.87	0.67	0.55	0.39
3500	4.85				2.78	1.74	1.37	1.17	0.89	0.74	0.56
4000	4.24				3.33	2.15	1.70	1.43	1.10	0.92	0.71
5000	3.76					2.73	2.16	1.87	1.49	1.29	1.01

Base Flows	Base Flow AWS	CR Persistent Quality AWS (ft <sup>2</sup> /ft)									
		Peaking Flows									
		1700	2500	3350	4400	5600	6700	7500	8800	9550	10700
700	1.64	0.00	0.00	0.00	0.00	0.00	0.00	0.00	0.00	0.00	0.00
1000	0.86	0.00	0.00	0.00	0.00	0.00	0.00	0.00	0.00	0.00	0.00
1250	0.10	0.00	0.00	0.00	0.00	0.00	0.00	0.00	0.00	0.00	0.00
1500	0.00	0.00	0.00	0.00	0.00	0.00	0.00	0.00	0.00	0.00	0.00
1750	0.00		0.00	0.00	0.00	0.00	0.00	0.00	0.00	0.00	0.00
2000	0.00		0.00	0.00	0.00	0.00	0.00	0.00	0.00	0.00	0.00
2250	0.00		0.00	0.00	0.00	0.00	0.00	0.00	0.00	0.00	0.00
2500	0.00		0.00	0.00	0.00	0.00	0.00	0.00	0.00	0.00	0.00
3000	0.10				0.10	0.10	0.10	0.10	0.10	0.09	0.00
3500	0.24					0.24	0.24	0.24	0.12	0.09	0.00
4000	0.34					0.34	0.34	0.33	0.21	0.17	0.00
5000	0.35						0.35	0.34	0.22	0.17	0.00

Base Flows	% at Base Flow	% Loss CR Persistent AWS									
		Peaking Flows									
		1700	2500	3350	4400	5600	6700	7500	8800	9550	10700
700	0	73	90	96	98	99	99	100	100	100	100
1000	0	56	83	92	96	98	99	99	99	100	100
1250	0	41	77	88	93	97	98	98	99	99	99
1500	0	22	70	84	91	95	97	98	99	99	99
1750	0		57	76	87	93	96	97	98	98	99
2000	0		40	67	81	90	93	95	96	97	98
2250	0		23	56	75	87	91	93	95	96	97
2500	0		0	45	69	83	88	90	93	94	95
3000	0			22	57	75	81	84	88	90	93
3500	0				43	64	72	76	82	85	88
4000	0				22	49	60	66	74	78	83
5000	0					27	42	50	60	66	73

Base Flows	% at Base Flow	% Loss CR Persistent Quality AWS									
		Peaking Flows									
		1700	2500	3350	4400	5600	6700	7500	8800	9550	10700
700	0	100	100	100	100	100	100	100	100	100	100
1000	0	100	100	100	100	100	100	100	100	100	100
1250	0	100	100	100	100	100	100	100	100	100	100
1500	0	100	100	100	100	100	100	100	100	100	100
1750	0		100	100	100	100	100	100	100	100	100
2000	0		100	100	100	100	100	100	100	100	100
2250	0		100	100	100	100	100	100	100	100	100
2500	0		100	100	100	100	100	100	100	100	100
3000	0				0	0	0	0	0	3	100
3500	0					0	0	1	49	60	100
4000	0					0	0	2	37	49	100
5000	0						0	2	38	50	100



Wilder Smallmouth Bass spawning persistent and persistent quality habitat.

Base Flows	Base Flow AWS	Persistent AWS (ft <sup>2</sup> /ft)									
		Peaking Flows									
		1700	2500	3350	4400	5600	6700	7500	8800	9550	10700
700	39.04	20.32	13.42	9.18	6.00	3.61	2.29	1.66	1.05	0.84	0.58
1000	34.97	22.26	14.92	10.35	6.95	4.37	2.83	2.10	1.39	1.11	0.76
1250	31.42	23.86	16.06	11.26	7.65	4.94	3.32	2.53	1.66	1.31	0.88
1500	28.42	25.36	17.25	12.18	8.33	5.50	3.80	2.93	1.91	1.51	1.01
1750	26.13		18.38	13.04	8.96	5.94	4.16	3.25	2.14	1.68	1.13
2000	24.26		19.35	13.88	9.48	6.30	4.48	3.54	2.35	1.85	1.27
2250	22.79		20.41	14.71	9.99	6.68	4.80	3.83	2.59	2.06	1.44
2500	21.59		21.59	15.51	10.60	7.15	5.20	4.19	2.90	2.32	1.64
3000	19.37			17.02	11.75	7.99	5.84	4.76	3.42	2.81	1.98
3500	17.18				12.53	8.56	6.34	5.23	3.85	3.18	2.32
4000	15.30				13.33	9.22	6.95	5.80	4.35	3.67	2.79
5000	12.77					10.87	8.49	7.26	5.68	4.95	3.96

Base Flows	Base Flow AWS	Persistent Quality AWS (ft <sup>2</sup> /ft)									
		Peaking Flows									
		1700	2500	3350	4400	5600	6700	7500	8800	9550	10700
700	14.92	1.88	1.13	0.81	0.29	0.00	0.00	0.00	0.00	0.00	0.00
1000	10.32	2.80	1.59	1.16	0.62	0.26	0.00	0.00	0.00	0.00	0.00
1250	7.16	3.40	1.77	1.33	0.79	0.42	0.15	0.14	0.00	0.00	0.00
1500	4.61	3.64	2.04	1.51	0.96	0.59	0.18	0.14	0.01	0.01	0.01
1750	3.92		2.22	1.60	1.04	0.66	0.24	0.21	0.07	0.01	0.01
2000	3.70		2.27	1.68	1.11	0.73	0.31	0.27	0.07	0.01	0.01
2250	3.65		2.71	1.98	1.17	0.79	0.37	0.33	0.13	0.07	0.02
2500	3.35		3.35	2.38	1.35	0.97	0.54	0.50	0.30	0.22	0.02
3000	3.47			3.06	1.70	1.32	0.73	0.68	0.47	0.39	0.17
3500	3.39				2.05	1.34	0.76	0.71	0.49	0.40	0.19
4000	2.62				2.15	1.44	0.85	0.71	0.49	0.41	0.19
5000	2.54					2.11	1.40	1.26	0.98	0.90	0.56

Base Flows	% at Base Flow	% Loss Persistent AWS									
		Peaking Flows									
		1700	2500	3350	4400	5600	6700	7500	8800	9550	10700
700	0	48	66	76	85	91	94	96	97	98	99
1000	0	36	57	70	80	88	92	94	96	97	98
1250	0	24	49	64	76	84	89	92	95	96	97
1500	0	11	39	57	71	81	87	90	93	95	96
1750	0		30	50	66	77	84	88	92	94	96
2000	0		20	43	61	74	82	85	90	92	95
2250	0		10	35	56	71	79	83	89	91	94
2500	0		0	28	51	67	76	81	87	89	92
3000	0			12	39	59	70	75	82	86	90
3500	0				27	50	63	70	78	81	86
4000	0				13	40	55	62	72	76	82
5000	0					15	33	43	56	61	69

Base Flows	% at Base Flow	% Loss Persistent Quality AWS									
		Peaking Flows									
		1700	2500	3350	4400	5600	6700	7500	8800	9550	10700
700	0	87	92	95	98	100	100	100	100	100	100
1000	0	73	85	89	94	97	100	100	100	100	100
1250	0	53	75	81	89	94	98	98	100	100	100
1500	0	21	56	67	79	87	96	97	100	100	100
1750	0		43	59	74	83	94	95	98	100	100
2000	0		39	55	70	80	92	93	98	100	100
2250	0		26	46	68	78	90	91	97	98	100
2500	0		0	29	60	71	84	85	91	94	99
3000	0			12	51	62	79	80	87	89	95
3500	0				40	60	78	79	86	88	95
4000	0				18	45	68	73	81	84	93
5000	0					17	45	50	61	65	78

Wilder CR Smallmouth Bass spawning persistent and persistent quality habitat.

Base Flows	Base Flow AWS	CR Persistent AWS (ft <sup>2</sup> /ft)									
		Peaking Flows									
		1700	2500	3350	4400	5600	6700	7500	8800	9550	10700
700	28.73	13.63	9.09	6.33	4.08	2.43	1.58	1.14	0.69	0.55	0.34
1000	26.27	14.92	9.89	6.91	4.53	2.80	1.87	1.39	0.87	0.69	0.44
1250	24.05	16.54	10.57	7.40	4.83	3.02	2.04	1.53	0.97	0.78	0.50
1500	20.79	17.67	11.15	7.78	5.08	3.18	2.17	1.65	1.06	0.85	0.56
1750	18.19		11.83	8.12	5.32	3.33	2.29	1.75	1.14	0.92	0.62
2000	16.41		12.27	8.46	5.53	3.48	2.42	1.86	1.24	1.01	0.70
2250	15.13		12.82	8.88	5.79	3.67	2.57	2.01	1.36	1.12	0.77
2500	14.15		14.15	9.42	6.15	3.93	2.79	2.20	1.52	1.23	0.84
3000	12.15			10.23	6.63	4.26	2.98	2.34	1.63	1.34	0.95
3500	10.41				7.09	4.53	3.20	2.55	1.80	1.48	1.07
4000	9.04				7.55	4.85	3.47	2.76	1.96	1.63	1.22
5000	7.06					5.63	4.15	3.37	2.48	2.13	1.66

Base Flows	Base Flow AWS	CR Persistent Quality AWS (ft <sup>2</sup> /ft)									
		Peaking Flows									
		1700	2500	3350	4400	5600	6700	7500	8800	9550	10700
700	9.28	0.00	0.00	0.00	0.00	0.00	0.00	0.00	0.00	0.00	0.00
1000	9.72	0.27	0.00	0.00	0.00	0.00	0.00	0.00	0.00	0.00	0.00
1250	7.12	1.04	0.00	0.00	0.00	0.00	0.00	0.00	0.00	0.00	0.00
1500	2.89	1.59	0.23	0.13	0.13	0.13	0.01	0.01	0.01	0.01	0.01
1750	1.89		0.39	0.19	0.13	0.13	0.01	0.01	0.01	0.01	0.01
2000	1.33		0.30	0.19	0.14	0.14	0.02	0.02	0.02	0.02	0.02
2250	1.30		0.56	0.44	0.15	0.14	0.02	0.02	0.02	0.02	0.02
2500	1.21		1.21	0.69	0.29	0.28	0.16	0.16	0.15	0.14	0.02
3000	1.26			0.98	0.55	0.53	0.18	0.18	0.17	0.15	0.03
3500	1.02				0.69	0.54	0.19	0.19	0.18	0.17	0.04
4000	0.94				0.81	0.66	0.30	0.19	0.18	0.17	0.05
5000	0.95					0.92	0.55	0.44	0.42	0.40	0.22

Base Flows	% at Base Flow	% Loss CR Persistent AWS									
		Peaking Flows									
		1700	2500	3350	4400	5600	6700	7500	8800	9550	10700
700	0	53	68	78	86	92	95	96	98	98	99
1000	0	43	62	74	83	89	93	95	97	97	98
1250	0	31	56	69	80	87	92	94	96	97	98
1500	0	15	46	63	76	85	90	92	95	96	97
1750	0		35	55	71	82	87	90	94	95	97
2000	0		25	48	66	79	85	89	92	94	96
2250	0		15	41	62	76	83	87	91	93	95
2500	0		0	33	57	72	80	84	89	91	94
3000	0			16	45	65	75	81	87	89	92
3500	0				32	57	69	75	83	86	90
4000	0				17	46	62	69	78	82	87
5000	0					20	41	52	65	70	76

Base Flows	% at Base Flow	% Loss CR Persistent Quality AWS									
		Peaking Flows									
		1700	2500	3350	4400	5600	6700	7500	8800	9550	10700
700	0	100	100	100	100	100	100	100	100	100	100
1000	0	97	100	100	100	100	100	100	100	100	100
1250	0	85	100	100	100	100	100	100	100	100	100
1500	0	45	92	95	95	95	100	100	100	100	100
1750	0		79	90	93	93	100	100	100	100	100
2000	0		77	85	89	90	99	99	99	99	99
2250	0		57	66	89	89	99	99	99	99	99
2500	0		0	43	76	77	87	87	87	88	98
3000	0			23	56	58	86	86	87	88	97
3500	0				32	47	81	82	83	84	96
4000	0				13	30	68	80	81	82	95
5000	0					3	42	54	55	57	77

Wilder White Sucker fry persistent and persistent quality habitat.

Base Flows	Base Flow AWS	Persistent AWS (ft <sup>2</sup> /ft)									
		Peaking Flows									
		1700	2500	3350	4400	5600	6700	7500	8800	9550	10700
700	171.85	95.99	63.27	45.01	32.25	25.55	22.48	20.96	19.14	18.28	17.13
1000	153.74	103.50	69.03	49.33	35.44	28.07	24.63	22.88	20.78	19.85	18.62
1250	139.06	108.47	72.78	52.33	37.75	29.85	26.09	24.22	22.04	21.07	19.75
1500	125.83	112.68	76.17	54.98	39.66	31.24	27.27	25.34	23.02	22.00	20.62
1750	113.70		79.31	57.45	41.56	32.82	28.63	26.59	24.14	23.06	21.61
2000	102.82		81.59	59.33	43.01	33.92	29.59	27.48	24.97	23.85	22.36
2250	93.91		83.99	61.31	44.44	35.17	30.68	28.53	25.95	24.82	23.29
2500	87.08		87.08	63.74	46.31	36.79	32.15	29.89	27.24	26.03	24.42
3000	77.12			68.52	50.19	40.10	35.07	32.56	29.62	28.33	26.58
3500	68.82				53.07	42.70	37.43	34.81	31.67	30.29	28.42
4000	62.30				55.94	45.10	39.55	36.78	33.41	31.94	29.93
5000	53.88					48.53	42.57	39.57	35.93	34.30	32.08

Base Flows	Base Flow AWS	Persistent Quality AWS (ft <sup>2</sup> /ft)									
		Peaking Flows									
		1700	2500	3350	4400	5600	6700	7500	8800	9550	10700
700	144.73	74.67	48.18	32.39	25.80	22.17	19.93	18.86	17.13	16.32	15.32
1000	126.13	80.85	52.81	35.10	27.63	23.69	21.36	20.22	18.24	17.33	16.32
1250	112.90	86.06	56.91	38.00	29.77	25.26	22.56	21.37	19.37	18.39	17.20
1500	100.85	90.71	60.80	40.98	31.89	26.93	24.20	22.96	20.76	19.65	18.24
1750	92.10		63.60	42.90	33.41	28.17	25.32	24.00	21.65	20.51	19.07
2000	84.20		65.56	44.41	34.46	28.88	25.96	24.61	22.23	21.06	19.61
2250	76.42		67.69	46.00	35.69	29.92	26.83	25.42	22.97	21.81	20.35
2500	70.21		70.21	48.08	37.31	31.35	28.09	26.68	24.17	22.75	21.08
3000	60.72			52.72	41.47	34.57	31.07	29.52	26.75	25.28	23.32
3500	53.17				44.02	36.89	33.14	31.49	28.64	27.12	24.97
4000	50.38				46.74	39.22	35.19	33.29	30.18	28.51	26.29
5000	46.63					42.67	38.23	36.10	32.57	30.83	28.41

Base Flows	% at Base Flow	% Loss Persistent AWS									
		Peaking Flows									
		1700	2500	3350	4400	5600	6700	7500	8800	9550	10700
700	0	44	63	74	81	85	87	88	89	89	90
1000	0	33	55	68	77	82	84	85	86	87	88
1250	0	22	48	62	73	79	81	83	84	85	86
1500	0	10	39	56	68	75	78	80	82	83	84
1750	0		30	49	63	71	75	77	79	80	81
2000	0		21	42	58	67	71	73	76	77	78
2250	0		11	35	53	63	67	70	72	74	75
2500	0		0	27	47	58	63	66	69	70	72
3000	0			11	35	48	55	58	62	63	66
3500	0				23	38	46	49	54	56	59
4000	0				10	28	37	41	46	49	52
5000	0					10	21	27	33	36	40

Base Flows	% at Base Flow	% Loss Persistent Quality AWS									
		Peaking Flows									
		1700	2500	3350	4400	5600	6700	7500	8800	9550	10700
700	0	48	67	78	82	85	86	87	88	89	89
1000	0	36	58	72	78	81	83	84	86	86	87
1250	0	24	50	66	74	78	80	81	83	84	85
1500	0	10	40	59	68	73	76	77	79	81	82
1750	0		31	53	64	69	73	74	76	78	79
2000	0		22	47	59	66	69	71	74	75	77
2250	0		11	40	53	61	65	67	70	71	73
2500	0		0	32	47	55	60	62	66	68	70
3000	0			13	32	43	49	51	56	58	62
3500	0				17	31	38	41	46	49	53
4000	0				7	22	30	34	40	43	48
5000	0					9	18	23	30	34	39

Wilder CR White Sucker fry persistent and persistent quality habitat.

Base Flows	Base Flow AWS	CR Persistent AWS (ft <sup>2</sup> /ft)									
		Peaking Flows									
		1700	2500	3350	4400	5600	6700	7500	8800	9550	10700
700	60.94	18.92	7.90	4.50	2.64	1.53	1.05	0.81	0.57	0.48	0.37
1000	50.33	22.61	10.02	6.03	3.63	2.27	1.70	1.41	1.09	0.97	0.83
1250	42.63	25.55	11.51	7.03	4.31	2.77	2.12	1.78	1.41	1.29	1.14
1500	36.21	28.60	13.19	8.00	4.97	3.30	2.57	2.21	1.82	1.67	1.47
1750	29.50		14.46	8.72	5.59	3.83	3.05	2.66	2.20	2.02	1.79
2000	24.41		15.25	9.25	6.13	4.27	3.45	3.03	2.52	2.31	2.06
2250	21.05		16.19	9.92	6.54	4.59	3.74	3.29	2.76	2.55	2.29
2500	19.19		19.19	11.11	7.02	4.91	4.02	3.56	3.02	2.79	2.48
3000	17.68			14.09	8.49	6.21	5.25	4.70	4.04	3.74	3.34
3500	15.98				9.83	7.35	6.25	5.64	4.89	4.55	4.12
4000	14.97				12.15	8.67	7.31	6.60	5.77	5.39	4.87
5000	15.18					11.57	9.84	8.91	7.79	7.30	6.65

Base Flows	Base Flow AWS	CR Persistent Quality AWS (ft <sup>2</sup> /ft)									
		Peaking Flows									
		1700	2500	3350	4400	5600	6700	7500	8800	9550	10700
700	37.31	7.96	4.53	2.35	1.21	0.53	0.45	0.43	0.38	0.25	0.23
1000	32.59	10.40	5.86	3.08	1.88	1.14	0.99	0.92	0.68	0.45	0.43
1250	24.27	12.03	7.06	3.63	2.29	1.39	1.18	1.10	0.86	0.64	0.61
1500	18.31	14.19	8.31	4.44	3.02	1.98	1.77	1.69	1.43	1.09	0.94
1750	15.90		9.66	5.03	3.35	2.26	2.02	1.92	1.63	1.28	1.14
2000	14.69		10.48	5.64	3.88	2.62	2.26	2.11	1.81	1.45	1.30
2250	13.73		11.45	6.34	4.36	3.06	2.66	2.34	1.99	1.64	1.48
2500	13.22		13.22	6.98	4.74	3.40	2.93	2.60	2.24	1.87	1.59
3000	10.85			8.58	6.00	4.51	4.00	3.56	3.14	2.74	2.37
3500	9.82				6.93	5.39	4.83	4.28	3.78	3.36	2.97
4000	10.12				8.48	6.46	5.82	5.17	4.47	4.03	3.60
5000	11.66					8.95	8.01	7.18	6.17	5.69	5.23

Base Flows	% at Base Flow	% Loss CR Persistent AWS									
		Peaking Flows									
		1700	2500	3350	4400	5600	6700	7500	8800	9550	10700
700	0	69	87	93	96	97	98	99	99	99	99
1000	0	55	80	88	93	95	97	97	98	98	98
1250	0	40	73	84	90	93	95	96	97	97	97
1500	0	21	64	78	86	91	93	94	95	95	96
1750	0		51	70	81	87	90	91	93	93	94
2000	0		38	62	75	83	86	88	90	91	92
2250	0		23	53	69	78	82	84	87	88	89
2500	0		0	42	63	74	79	81	84	85	87
3000	0			20	52	65	70	73	77	79	81
3500	0				39	54	61	65	69	72	74
4000	0				19	42	51	56	61	64	67
5000	0					24	35	41	49	52	56

Base Flows	% at Base Flow	% Loss CR Persistent Quality AWS									
		Peaking Flows									
		1700	2500	3350	4400	5600	6700	7500	8800	9550	10700
700	0	79	88	94	97	99	99	99	99	99	99
1000	0	68	82	91	94	97	97	97	98	99	99
1250	0	50	71	85	91	94	95	95	96	97	97
1500	0	23	55	76	84	89	90	91	92	94	95
1750	0		39	68	79	86	87	88	90	92	93
2000	0		29	62	74	82	85	86	88	90	91
2250	0		17	54	68	78	81	83	85	88	89
2500	0		0	47	64	74	78	80	83	86	88
3000	0			21	45	58	63	67	71	75	78
3500	0				29	45	51	56	61	66	70
4000	0				16	36	42	49	56	60	64
5000	0					23	31	38	47	51	55

Wilder White Sucker spawning persistent and persistent quality habitat.

Base Flows	Base Flow AWS	Persistent AWS (ft <sup>2</sup> /ft)									
		Peaking Flows									
		1700	2500	3350	4400	5600	6700	7500	8800	9550	10700
700	12.59	5.75	2.55	0.90	0.32	0.12	0.03	0.02	0.01	0.00	0.00
1000	12.11	7.48	3.41	1.40	0.62	0.28	0.13	0.10	0.04	0.00	0.00
1250	12.13	9.16	4.45	1.89	0.81	0.36	0.16	0.10	0.04	0.00	0.00
1500	11.84	10.48	5.31	2.35	0.96	0.40	0.17	0.11	0.04	0.00	0.00
1750	11.13		6.06	2.76	1.17	0.48	0.20	0.11	0.04	0.00	0.00
2000	10.26		6.75	3.21	1.40	0.56	0.20	0.12	0.04	0.00	0.00
2250	9.14		7.39	3.68	1.64	0.62	0.21	0.12	0.04	0.01	0.00
2500	8.10		8.10	4.24	2.01	0.77	0.31	0.16	0.05	0.01	0.00
3000	6.61			5.21	2.57	0.93	0.32	0.18	0.07	0.02	0.01
3500	5.82				3.36	1.34	0.54	0.29	0.11	0.02	0.01
4000	5.25				4.10	1.76	0.73	0.40	0.13	0.03	0.01
5000	3.91					2.58	1.21	0.70	0.23	0.08	0.03

Base Flows	Base Flow AWS	Persistent Quality AWS (ft <sup>2</sup> /ft)									
		Peaking Flows									
		1700	2500	3350	4400	5600	6700	7500	8800	9550	10700
700	3.12	0.63	0.03	0.00	0.00	0.00	0.00	0.00	0.00	0.00	0.00
1000	3.03	1.22	0.24	0.00	0.00	0.00	0.00	0.00	0.00	0.00	0.00
1250	3.53	2.02	0.50	0.00	0.00	0.00	0.00	0.00	0.00	0.00	0.00
1500	3.83	3.29	1.18	0.21	0.00	0.00	0.00	0.00	0.00	0.00	0.00
1750	3.83		1.70	0.32	0.00	0.00	0.00	0.00	0.00	0.00	0.00
2000	3.75		2.24	0.52	0.00	0.00	0.00	0.00	0.00	0.00	0.00
2250	3.36		2.60	0.68	0.07	0.00	0.00	0.00	0.00	0.00	0.00
2500	3.11		3.11	1.00	0.32	0.00	0.00	0.00	0.00	0.00	0.00
3000	2.52			1.68	0.53	0.03	0.00	0.00	0.00	0.00	0.00
3500	2.29				0.97	0.24	0.03	0.00	0.00	0.00	0.00
4000	2.31				1.55	0.41	0.06	0.00	0.00	0.00	0.00
5000	1.11					0.59	0.13	0.01	0.00	0.00	0.00

Base Flows	% at Base Flow	% Loss Persistent AWS									
		Peaking Flows									
		1700	2500	3350	4400	5600	6700	7500	8800	9550	10700
700	0	54	80	93	97	99	100	100	100	100	100
1000	0	38	72	88	95	98	99	99	100	100	100
1250	0	25	63	84	93	97	99	99	100	100	100
1500	0	12	55	80	92	97	99	99	100	100	100
1750	0		46	75	89	96	98	99	100	100	100
2000	0		34	69	86	95	98	99	100	100	100
2250	0		19	60	82	93	98	99	100	100	100
2500	0		0	48	75	90	96	98	99	100	100
3000	0			21	61	86	95	97	99	100	100
3500	0				42	77	91	95	98	100	100
4000	0				22	66	86	92	97	99	100
5000	0					34	69	82	94	98	99

Base Flows	% at Base Flow	% Loss Persistent Quality AWS									
		Peaking Flows									
		1700	2500	3350	4400	5600	6700	7500	8800	9550	10700
700	0	80	99	100	100	100	100	100	100	100	100
1000	0	60	92	100	100	100	100	100	100	100	100
1250	0	43	86	100	100	100	100	100	100	100	100
1500	0	14	69	95	100	100	100	100	100	100	100
1750	0		56	92	100	100	100	100	100	100	100
2000	0		40	86	100	100	100	100	100	100	100
2250	0		23	80	98	100	100	100	100	100	100
2500	0		0	68	90	100	100	100	100	100	100
3000	0			33	79	99	100	100	100	100	100
3500	0				58	90	99	100	100	100	100
4000	0				33	82	97	100	100	100	100
5000	0					47	89	99	100	100	100

Wilder CR White Sucker spawning persistent and persistent quality habitat.

Base Flows	Base Flow AWS	CR Persistent AWS (ft <sup>2</sup> /ft)									
		Peaking Flows									
		1700	2500	3350	4400	5600	6700	7500	8800	9550	10700
700	23.43	10.80	4.48	1.61	0.60	0.25	0.10	0.08	0.03	0.01	0.01
1000	24.17	15.26	6.98	3.26	1.48	0.76	0.45	0.36	0.15	0.01	0.01
1250	25.80	20.00	10.07	4.70	1.99	1.00	0.56	0.38	0.15	0.01	0.01
1500	26.39	23.68	12.36	5.86	2.31	1.09	0.60	0.38	0.15	0.01	0.01
1750	25.53		14.18	6.81	2.80	1.29	0.67	0.38	0.15	0.01	0.01
2000	23.89		15.76	7.81	3.27	1.46	0.65	0.40	0.15	0.01	0.01
2250	21.29		17.09	8.73	3.76	1.58	0.63	0.40	0.15	0.02	0.01
2500	18.86		18.86	10.08	4.77	2.08	0.96	0.52	0.17	0.03	0.01
3000	15.59			12.34	6.04	2.37	0.89	0.54	0.19	0.03	0.02
3500	14.35				8.38	3.54	1.54	0.83	0.29	0.04	0.02
4000	13.54				10.60	4.76	2.03	1.06	0.35	0.06	0.03
5000	10.55					6.90	3.22	1.81	0.60	0.16	0.06

Base Flows	Base Flow AWS	CR Persistent Quality AWS (ft <sup>2</sup> /ft)									
		Peaking Flows									
		1700	2500	3350	4400	5600	6700	7500	8800	9550	10700
700	10.68	2.17	0.10	0.00	0.00	0.00	0.00	0.00	0.00	0.00	0.00
1000	10.00	3.94	0.59	0.00	0.00	0.00	0.00	0.00	0.00	0.00	0.00
1250	10.90	6.51	1.60	0.00	0.00	0.00	0.00	0.00	0.00	0.00	0.00
1500	12.47	10.88	4.23	0.74	0.00	0.00	0.00	0.00	0.00	0.00	0.00
1750	12.38		5.66	1.10	0.00	0.00	0.00	0.00	0.00	0.00	0.00
2000	12.00		6.92	1.77	0.00	0.00	0.00	0.00	0.00	0.00	0.00
2250	10.19		7.72	2.26	0.21	0.00	0.00	0.00	0.00	0.00	0.00
2500	8.88		8.88	3.20	0.99	0.00	0.00	0.00	0.00	0.00	0.00
3000	7.28			4.71	1.54	0.10	0.00	0.00	0.00	0.00	0.00
3500	6.71				3.01	0.83	0.09	0.00	0.00	0.00	0.00
4000	7.08				4.85	1.29	0.20	0.00	0.00	0.00	0.00
5000	3.50					1.74	0.33	0.01	0.00	0.00	0.00

Base Flows	% at Base Flow	% Loss CR Persistent AWS									
		Peaking Flows									
		1700	2500	3350	4400	5600	6700	7500	8800	9550	10700
700	0	54	81	93	97	99	100	100	100	100	100
1000	0	37	71	87	94	97	98	99	99	100	100
1250	0	22	61	82	92	96	98	99	99	100	100
1500	0	10	53	78	91	96	98	99	99	100	100
1750	0		44	73	89	95	97	99	99	100	100
2000	0		34	67	86	94	97	98	99	100	100
2250	0		20	59	82	93	97	98	99	100	100
2500	0		0	47	75	89	95	97	99	100	100
3000	0			21	61	85	94	97	99	100	100
3500	0				42	75	89	94	98	100	100
4000	0				22	65	85	92	97	100	100
5000	0					35	69	83	94	98	99

Base Flows	% at Base Flow	% Loss CR Persistent Quality AWS									
		Peaking Flows									
		1700	2500	3350	4400	5600	6700	7500	8800	9550	10700
700	0	80	99	100	100	100	100	100	100	100	100
1000	0	61	94	100	100	100	100	100	100	100	100
1250	0	40	85	100	100	100	100	100	100	100	100
1500	0	13	66	94	100	100	100	100	100	100	100
1750	0		54	91	100	100	100	100	100	100	100
2000	0		42	85	100	100	100	100	100	100	100
2250	0		24	78	98	100	100	100	100	100	100
2500	0		0	64	89	100	100	100	100	100	100
3000	0			35	79	99	100	100	100	100	100
3500	0				55	88	99	100	100	100	100
4000	0				31	82	97	100	100	100	100
5000	0					50	90	100	100	100	100

Wilder Walleye fry persistent and persistent quality habitat.

Base Flows	Base Flow AWS	Persistent AWS (ft <sup>2</sup> /ft)									
		Peaking Flows									
		1700	2500	3350	4400	5600	6700	7500	8800	9550	10700
700	13.03	4.18	2.78	1.95	1.31	0.89	0.65	0.54	0.35	0.28	0.21
1000	9.95	5.00	3.49	2.46	1.70	1.22	0.96	0.81	0.60	0.50	0.33
1250	8.55	5.75	4.04	2.94	2.11	1.61	1.31	1.12	0.81	0.65	0.44
1500	7.49	6.41	4.56	3.41	2.53	2.00	1.63	1.37	0.95	0.77	0.55
1750	6.83		5.09	3.86	2.94	2.32	1.86	1.56	1.11	0.91	0.64
2000	6.68		5.55	4.29	3.31	2.55	2.06	1.75	1.25	1.03	0.74
2250	6.49		5.96	4.66	3.55	2.73	2.21	1.89	1.38	1.15	0.84
2500	6.24		6.24	4.91	3.72	2.87	2.34	2.02	1.51	1.27	0.93
3000	5.96			5.42	4.13	3.26	2.73	2.39	1.86	1.61	1.23
3500	5.84				4.70	3.78	3.24	2.90	2.36	2.04	1.60
4000	5.99				5.54	4.57	4.01	3.67	3.00	2.64	2.12
5000	6.65					6.05	5.32	4.80	3.97	3.53	2.93

Base Flows	Base Flow AWS	Persistent Quality AWS (ft <sup>2</sup> /ft)									
		Peaking Flows									
		1700	2500	3350	4400	5600	6700	7500	8800	9550	10700
700	9.01	3.03	2.01	1.24	0.85	0.59	0.30	0.28	0.17	0.15	0.00
1000	7.21	3.39	2.36	1.47	0.97	0.69	0.40	0.36	0.26	0.24	0.00
1250	5.47	3.65	2.59	1.66	1.15	0.80	0.51	0.47	0.27	0.24	0.00
1500	4.56	4.30	3.03	2.02	1.43	1.07	0.72	0.66	0.33	0.30	0.06
1750	4.94		3.59	2.51	1.91	1.45	0.96	0.88	0.55	0.51	0.20
2000	4.63		3.88	2.80	2.19	1.66	1.15	1.02	0.66	0.55	0.22
2250	4.53		4.20	3.12	2.35	1.80	1.27	1.13	0.76	0.64	0.23
2500	4.41		4.41	3.33	2.49	1.92	1.39	1.24	0.85	0.73	0.29
3000	4.25			3.73	2.71	2.14	1.61	1.46	1.05	0.92	0.47
3500	3.72				3.00	2.43	1.90	1.75	1.27	1.14	0.69
4000	3.77				3.42	2.85	2.32	2.16	1.57	1.44	0.97
5000	4.74					4.33	3.71	3.36	2.44	2.29	1.81

Base Flows	% at Base Flow	% Loss Persistent AWS									
		Peaking Flows									
		1700	2500	3350	4400	5600	6700	7500	8800	9550	10700
700	0	68	79	85	90	93	95	96	97	98	98
1000	0	50	65	75	83	88	90	92	94	95	97
1250	0	33	53	66	75	81	85	87	91	92	95
1500	0	14	39	55	66	73	78	82	87	90	93
1750	0		26	43	57	66	73	77	84	87	91
2000	0		17	36	50	62	69	74	81	85	89
2250	0		8	28	45	58	66	71	79	82	87
2500	0		0	21	40	54	62	68	76	80	85
3000	0			9	31	45	54	60	69	73	79
3500	0				20	35	45	50	60	65	73
4000	0				7	24	33	39	50	56	65
5000	0					9	20	28	40	47	56

Base Flows	% at Base Flow	% Loss Persistent Quality AWS									
		Peaking Flows									
		1700	2500	3350	4400	5600	6700	7500	8800	9550	10700
700	0	66	78	86	91	93	97	97	98	98	100
1000	0	53	67	80	87	90	94	95	96	97	100
1250	0	33	53	70	79	85	91	91	95	96	100
1500	0	6	34	56	69	76	84	86	93	93	99
1750	0		27	49	61	71	81	82	89	90	96
2000	0		16	40	53	64	75	78	86	88	95
2250	0		7	31	48	60	72	75	83	86	95
2500	0		0	25	44	56	68	72	81	83	93
3000	0			12	36	50	62	66	75	78	89
3500	0				19	35	49	53	66	70	82
4000	0				9	24	38	43	58	62	74
5000	0					9	22	29	49	52	62

Wilder CR Walleye fry persistent and persistent quality habitat.

Base Flows	Base Flow AWS	CR Persistent AWS (ft <sup>2</sup> /ft)									
		Peaking Flows									
		1700	2500	3350	4400	5600	6700	7500	8800	9550	10700
700	1.17	0.12	0.08	0.03	0.02	0.00	0.00	0.00	0.00	0.00	0.00
1000	0.63	0.20	0.10	0.05	0.04	0.02	0.02	0.02	0.02	0.01	0.00
1250	0.51	0.27	0.15	0.11	0.09	0.08	0.06	0.04	0.02	0.01	0.00
1500	0.50	0.34	0.23	0.19	0.16	0.13	0.07	0.06	0.04	0.03	0.02
1750	0.43		0.31	0.26	0.23	0.17	0.10	0.09	0.07	0.06	0.05
2000	0.46		0.40	0.35	0.31	0.21	0.14	0.12	0.09	0.09	0.08
2250	0.52		0.50	0.44	0.39	0.26	0.17	0.15	0.12	0.11	0.09
2500	0.58		0.58	0.52	0.45	0.28	0.18	0.17	0.14	0.12	0.10
3000	0.66			0.65	0.51	0.32	0.21	0.20	0.17	0.15	0.13
3500	0.77				0.59	0.38	0.25	0.23	0.20	0.18	0.16
4000	0.77				0.70	0.45	0.31	0.29	0.26	0.25	0.22
5000	1.05					0.88	0.68	0.65	0.62	0.57	0.49

Base Flows	Base Flow AWS	CR Persistent Quality AWS (ft <sup>2</sup> /ft)									
		Peaking Flows									
		1700	2500	3350	4400	5600	6700	7500	8800	9550	10700
700	0.41	0.01	0.01	0.00	0.00	0.00	0.00	0.00	0.00	0.00	0.00
1000	0.22	0.01	0.01	0.00	0.00	0.00	0.00	0.00	0.00	0.00	0.00
1250	0.04	0.01	0.01	0.00	0.00	0.00	0.00	0.00	0.00	0.00	0.00
1500	0.02	0.01	0.01	0.00	0.00	0.00	0.00	0.00	0.00	0.00	0.00
1750	0.11		0.11	0.00	0.00	0.00	0.00	0.00	0.00	0.00	0.00
2000	0.11		0.11	0.00	0.00	0.00	0.00	0.00	0.00	0.00	0.00
2250	0.11		0.11	0.00	0.00	0.00	0.00	0.00	0.00	0.00	0.00
2500	0.32		0.32	0.21	0.10	0.10	0.10	0.10	0.10	0.00	0.00
3000	0.43			0.33	0.10	0.10	0.10	0.10	0.10	0.00	0.00
3500	0.36				0.10	0.10	0.10	0.10	0.10	0.00	0.00
4000	0.31				0.10	0.10	0.10	0.10	0.10	0.00	0.00
5000	0.33				0.33	0.33	0.33	0.14	0.14	0.14	0.14

Base Flows	% at Base Flow	% Loss CR Persistent AWS									
		Peaking Flows									
		1700	2500	3350	4400	5600	6700	7500	8800	9550	10700
700	0	89	94	97	99	100	100	100	100	100	100
1000	0	68	85	91	94	96	97	97	97	98	100
1250	0	48	70	79	82	85	89	92	96	98	100
1500	0	31	54	63	67	73	85	88	93	94	96
1750	0		28	39	47	61	76	80	85	87	89
2000	0		13	24	32	54	70	74	80	82	84
2250	0		5	15	25	50	68	72	77	79	82
2500	0		0	10	22	51	68	71	76	79	83
3000	0			2	23	52	68	71	75	77	81
3500	0				24	51	68	70	74	76	79
4000	0				10	41	60	62	66	68	71
5000	0					16	35	38	41	46	53

Base Flows	% at Base Flow	% Loss CR Persistent Quality AWS									
		Peaking Flows									
		1700	2500	3350	4400	5600	6700	7500	8800	9550	10700
700	0	97	98	100	100	100	100	100	100	100	100
1000	0	95	96	100	100	100	100	100	100	100	100
1250	0	72	77	100	100	100	100	100	100	100	100
1500	0	45	54	100	100	100	100	100	100	100	100
1750	0		2	100	100	100	100	100	100	100	100
2000	0		1	100	100	100	100	100	100	100	100
2250	0		1	100	100	100	100	100	100	100	100
2500	0		0	35	68	68	68	68	68	100	100
3000	0			23	77	77	77	77	77	100	100
3500	0				72	72	72	72	72	100	100
4000	0				68	68	68	68	68	100	100
5000	0				0	0	0	0	59	59	59



Wilder Walleye spawning persistent and persistent quality habitat.

Base Flows	Base Flow AWS	Persistent AWS (ft <sup>2</sup> /ft)									
		Peaking Flows									
		1700	2500	3350	4400	5600	6700	7500	8800	9550	10700
700	58.74	52.22	47.13	41.65	34.82	28.56	23.77	20.56	15.99	13.69	10.57
1000	60.80	56.08	50.86	45.16	37.99	31.50	26.39	22.87	17.76	15.12	11.64
1250	62.37	59.27	53.94	48.07	40.71	34.02	28.65	24.83	19.27	16.42	12.60
1500	63.75	62.35	56.91	50.90	43.39	36.57	30.84	26.77	20.75	17.66	13.58
1750	65.21		59.94	53.79	46.10	39.10	33.07	28.76	22.24	18.95	14.63
2000	66.72		63.05	56.70	48.81	41.62	35.32	30.75	23.77	20.33	15.71
2250	68.09		66.07	59.51	51.42	44.05	37.51	32.70	25.32	21.69	16.78
2500	69.14		69.14	62.37	54.11	46.54	39.71	34.67	26.85	23.04	17.85
3000	70.44			67.50	58.95	50.92	43.60	38.24	29.81	25.66	19.90
3500	70.94				63.40	54.94	47.21	41.56	32.70	28.16	21.70
4000	70.49				67.07	58.25	50.24	44.37	35.02	30.20	23.36
5000	68.58					63.80	55.21	48.83	38.87	33.75	26.23

Base Flows	Base Flow AWS	Persistent Quality AWS (ft <sup>2</sup> /ft)									
		Peaking Flows									
		1700	2500	3350	4400	5600	6700	7500	8800	9550	10700
700	29.37	24.42	19.30	14.48	10.82	6.61	3.73	1.76	0.45	0.28	0.12
1000	31.50	27.95	22.70	17.71	13.96	9.51	6.33	3.97	0.99	0.37	0.14
1250	32.83	30.57	25.23	20.13	16.26	11.64	8.26	5.59	1.64	0.48	0.22
1500	34.45	33.33	27.86	22.69	18.78	14.04	10.26	7.40	2.93	1.22	0.24
1750	34.91		29.82	24.61	20.59	15.65	11.66	8.59	3.51	1.56	0.30
2000	35.31		32.11	26.70	22.60	17.45	13.13	9.85	4.33	2.29	0.67
2250	37.01		35.06	29.53	25.26	19.89	15.44	11.79	5.84	3.64	1.34
2500	38.17		38.17	32.47	28.01	22.32	17.56	13.75	7.50	5.04	2.39
3000	40.23			38.12	33.24	27.08	21.89	17.33	10.59	7.89	4.57
3500	42.32				37.93	31.11	25.49	20.67	13.42	10.19	6.28
4000	43.63				41.76	34.30	28.53	23.51	15.54	11.80	7.58
5000	43.57					39.59	33.01	27.63	19.09	14.84	9.62

Base Flows	% at Base Flow	% Loss Persistent AWS									
		Peaking Flows									
		1700	2500	3350	4400	5600	6700	7500	8800	9550	10700
700	0	11	20	29	41	51	60	65	73	77	82
1000	0	8	16	26	38	48	57	62	71	75	81
1250	0	5	14	23	35	45	54	60	69	74	80
1500	0	2	11	20	32	43	52	58	67	72	79
1750	0		8	18	29	40	49	56	66	71	78
2000	0		6	15	27	38	47	54	64	70	76
2250	0		3	13	24	35	45	52	63	68	75
2500	0		0	10	22	33	43	50	61	67	74
3000	0			4	16	28	38	46	58	64	72
3500	0				11	23	33	41	54	60	69
4000	0				5	17	29	37	50	57	67
5000	0					7	20	29	43	51	62

Base Flows	% at Base Flow	% Loss Persistent Quality AWS									
		Peaking Flows									
		1700	2500	3350	4400	5600	6700	7500	8800	9550	10700
700	0	17	34	51	63	77	87	94	98	99	100
1000	0	11	28	44	56	70	80	87	97	99	100
1250	0	7	23	39	50	65	75	83	95	99	99
1500	0	3	19	34	45	59	70	79	92	96	99
1750	0		15	29	41	55	67	75	90	96	99
2000	0		9	24	36	51	63	72	88	94	98
2250	0		5	20	32	46	58	68	84	90	96
2500	0		0	15	27	42	54	64	80	87	94
3000	0			5	17	33	46	57	74	80	89
3500	0				10	26	40	51	68	76	85
4000	0				4	21	35	46	64	73	83
5000	0					9	24	37	56	66	78

Wilder CR Walleye spawning persistent and persistent quality habitat.

Base Flows	Base Flow AWS	CR Persistent AWS (ft <sup>2</sup> /ft)									
		Peaking Flows									
		1700	2500	3350	4400	5600	6700	7500	8800	9550	10700
700	132.19	119.41	107.14	92.75	73.47	55.79	43.46	35.91	25.66	20.78	14.81
1000	135.89	126.26	113.70	98.69	78.66	60.36	47.37	39.36	28.30	23.05	16.51
1250	138.39	131.83	118.96	103.57	83.13	64.38	50.99	42.56	30.81	25.24	18.20
1500	140.17	137.06	123.90	108.25	87.53	68.49	54.64	45.87	33.38	27.39	19.79
1750	141.88		129.10	113.12	92.14	72.78	58.53	49.29	35.94	29.65	21.59
2000	143.50		134.31	117.97	96.62	76.86	62.16	52.52	38.54	31.84	23.28
2250	144.74		139.53	122.78	101.02	80.84	65.78	55.75	41.00	33.91	24.82
2500	145.26		145.26	128.01	105.86	85.23	69.60	59.10	43.29	35.90	26.33
3000	144.46			136.88	114.18	92.38	75.78	64.54	47.75	39.83	29.22
3500	141.42				121.43	98.87	81.72	69.96	52.14	43.43	31.76
4000	136.42				127.24	104.24	86.75	74.48	55.48	46.37	34.15
5000	126.26					114.26	95.91	82.62	62.31	52.53	39.00

Base Flows	Base Flow AWS	CR Persistent Quality AWS (ft <sup>2</sup> /ft)									
		Peaking Flows									
		1700	2500	3350	4400	5600	6700	7500	8800	9550	10700
700	90.75	76.30	61.98	48.58	35.10	20.84	11.64	5.79	1.55	0.72	0.13
1000	92.41	81.90	67.17	53.22	39.40	24.78	14.69	7.92	2.38	1.07	0.23
1250	93.45	86.14	71.07	56.85	42.68	27.68	17.22	10.14	3.93	1.61	0.57
1500	94.23	90.48	75.11	60.81	46.54	31.30	20.08	12.75	5.09	2.51	0.70
1750	93.64		79.37	64.93	50.51	34.89	23.40	15.54	6.44	3.33	1.13
2000	93.22		83.16	68.57	54.05	37.75	25.54	17.35	7.60	4.19	1.78
2250	93.18		87.66	73.03	58.21	41.56	28.85	19.86	9.04	5.29	2.57
2500	93.36		93.36	78.40	63.12	45.79	32.26	23.00	11.24	6.94	3.45
3000	93.49			86.87	70.75	52.73	38.19	26.99	14.18	9.51	4.84
3500	91.26				76.99	58.45	43.33	31.51	17.09	10.82	5.38
4000	89.72				83.67	64.72	49.26	36.91	20.51	13.07	7.04
5000	85.03					75.88	59.28	46.53	28.67	19.83	11.81

Base Flows	% at Base Flow	% Loss CR Persistent AWS									
		Peaking Flows									
		1700	2500	3350	4400	5600	6700	7500	8800	9550	10700
700	0	10	19	30	44	58	67	73	81	84	89
1000	0	7	16	27	42	56	65	71	79	83	88
1250	0	5	14	25	40	53	63	69	78	82	87
1500	0	2	12	23	38	51	61	67	76	80	86
1750	0		9	20	35	49	59	65	75	79	85
2000	0		6	18	33	46	57	63	73	78	84
2250	0		4	15	30	44	55	61	72	77	83
2500	0		0	12	27	41	52	59	70	75	82
3000	0			5	21	36	48	55	67	72	80
3500	0				14	30	42	51	63	69	78
4000	0				7	24	36	45	59	66	75
5000	0					9	24	35	51	58	69

Base Flows	% at Base Flow	% Loss CR Persistent Quality AWS									
		Peaking Flows									
		1700	2500	3350	4400	5600	6700	7500	8800	9550	10700
700	0	16	32	46	61	77	87	94	98	99	100
1000	0	11	27	42	57	73	84	91	97	99	100
1250	0	8	24	39	54	70	82	89	96	98	99
1500	0	4	20	35	51	67	79	86	95	97	99
1750	0		15	31	46	63	75	83	93	96	99
2000	0		11	26	42	60	73	81	92	96	98
2250	0		6	22	38	55	69	79	90	94	97
2500	0		0	16	32	51	65	75	88	93	96
3000	0			7	24	44	59	71	85	90	95
3500	0				16	36	53	65	81	88	94
4000	0				7	28	45	59	77	85	92
5000	0					11	30	45	66	77	86

Wilder Tessellated Darter persistent and persistent quality habitat (Winter).

Base Flows	Base Flow AWS	Persistent AWS (ft <sup>2</sup> /ft)									
		Peaking Flows									
		1700	2500	3350	4400	5600	6700	7500	8800	9550	10700
700	40.11	24.36	15.97	10.00	5.37	2.61	1.26	0.68	0.18	0.08	0.02
1000	40.35	28.86	19.04	11.78	6.29	3.15	1.62	0.95	0.35	0.13	0.06
1250	40.03	32.63	21.57	13.44	7.09	3.55	1.82	1.06	0.38	0.14	0.06
1500	39.13	35.85	23.88	14.92	7.84	3.82	1.96	1.14	0.40	0.15	0.06
1750	37.62		25.89	16.39	8.61	4.19	2.19	1.29	0.46	0.20	0.10
2000	35.53		27.62	17.58	9.37	4.60	2.37	1.39	0.51	0.24	0.12
2250	33.49		29.43	18.97	10.34	5.17	2.59	1.52	0.58	0.28	0.13
2500	31.62		31.62	20.67	11.50	5.77	2.86	1.66	0.64	0.31	0.15
3000	27.97			23.60	13.35	6.69	3.29	1.90	0.76	0.43	0.19
3500	24.77				15.68	8.25	4.38	2.66	1.10	0.60	0.26
4000	21.58				17.64	9.58	5.23	3.25	1.34	0.73	0.32
5000	15.71					11.51	6.55	4.20	1.90	1.13	0.54

Base Flows	Base Flow AWS	Persistent Quality AWS (ft <sup>2</sup> /ft)									
		Peaking Flows									
		1700	2500	3350	4400	5600	6700	7500	8800	9550	10700
700	23.58	11.64	5.85	2.56	0.00	0.00	0.00	0.00	0.00	0.00	0.00
1000	22.79	14.31	7.12	2.98	0.00	0.00	0.00	0.00	0.00	0.00	0.00
1250	23.51	17.97	8.61	3.69	0.43	0.09	0.05	0.04	0.00	0.00	0.00
1500	23.20	20.81	10.30	4.16	0.43	0.09	0.05	0.04	0.00	0.00	0.00
1750	22.21		11.78	4.83	0.62	0.09	0.05	0.04	0.00	0.00	0.00
2000	20.53		13.27	5.44	0.81	0.13	0.05	0.04	0.00	0.00	0.00
2250	18.51		14.68	6.30	1.11	0.14	0.05	0.04	0.00	0.00	0.00
2500	16.42		16.42	7.44	1.61	0.19	0.06	0.04	0.00	0.00	0.00
3000	13.55			10.08	2.73	0.37	0.11	0.00	0.00	0.00	0.00
3500	11.26				4.69	1.18	0.32	0.04	0.00	0.00	0.00
4000	8.73				6.23	2.02	0.48	0.04	0.00	0.00	0.00
5000	5.84					3.39	1.22	0.31	0.01	0.01	0.00

Base Flows	% at Base Flow	% Loss Persistent AWS									
		Peaking Flows									
		1700	2500	3350	4400	5600	6700	7500	8800	9550	10700
700	0	39	60	75	87	93	97	98	100	100	100
1000	0	28	53	71	84	92	96	98	99	100	100
1250	0	18	46	66	82	91	95	97	99	100	100
1500	0	8	39	62	80	90	95	97	99	100	100
1750	0		31	56	77	89	94	97	99	99	100
2000	0		22	51	74	87	93	96	99	99	100
2250	0		12	43	69	85	92	95	98	99	100
2500	0		0	35	64	82	91	95	98	99	100
3000	0			16	52	76	88	93	97	98	99
3500	0				37	67	82	89	96	98	99
4000	0				18	56	76	85	94	97	98
5000	0					27	58	73	88	93	97

Base Flows	% at Base Flow	% Loss Persistent Quality AWS									
		Peaking Flows									
		1700	2500	3350	4400	5600	6700	7500	8800	9550	10700
700	0	51	75	89	100	100	100	100	100	100	100
1000	0	37	69	87	100	100	100	100	100	100	100
1250	0	24	63	84	98	100	100	100	100	100	100
1500	0	10	56	82	98	100	100	100	100	100	100
1750	0		47	78	97	100	100	100	100	100	100
2000	0		35	74	96	99	100	100	100	100	100
2250	0		21	66	94	99	100	100	100	100	100
2500	0		0	55	90	99	100	100	100	100	100
3000	0			26	80	97	99	100	100	100	100
3500	0				58	89	97	100	100	100	100
4000	0				29	77	94	99	100	100	100
5000	0					42	79	95	100	100	100

Wilder CR Tessellated Darter persistent and persistent quality habitat (Winter).

Base Flows	Base Flow AWS	CR Persistent AWS (ft <sup>2</sup> /ft)									
		Peaking Flows									
		1700	2500	3350	4400	5600	6700	7500	8800	9550	10700
700	64.46	36.26	21.82	12.11	5.53	2.48	1.14	0.58	0.14	0.09	0.05
1000	63.87	43.12	26.44	15.36	7.58	3.90	2.12	1.31	0.67	0.25	0.17
1250	63.80	50.36	31.16	18.46	9.43	4.91	2.54	1.52	0.68	0.25	0.17
1500	63.02	57.13	35.51	21.09	10.82	5.34	2.68	1.57	0.69	0.25	0.17
1750	60.76		39.06	23.58	12.01	5.80	2.91	1.75	0.77	0.31	0.21
2000	57.14		42.20	25.55	13.20	6.44	3.27	1.96	0.83	0.33	0.21
2250	53.75		45.78	28.24	14.85	7.50	3.76	2.20	0.87	0.34	0.22
2500	51.28		51.28	32.12	17.40	8.68	4.20	2.39	0.93	0.37	0.22
3000	45.71			37.80	20.21	9.55	4.40	2.41	0.92	0.55	0.32
3500	41.30				25.19	12.72	6.60	3.96	1.72	0.86	0.44
4000	36.82				29.55	15.31	8.28	5.14	2.17	1.12	0.56
5000	28.05					19.65	11.07	7.10	3.33	1.94	1.01

Base Flows	Base Flow AWS	CR Persistent Quality AWS (ft <sup>2</sup> /ft)									
		Peaking Flows									
		1700	2500	3350	4400	5600	6700	7500	8800	9550	10700
700	37.48	13.27	3.64	0.91	0.00	0.00	0.00	0.00	0.00	0.00	0.00
1000	35.95	17.46	5.46	1.40	0.00	0.00	0.00	0.00	0.00	0.00	0.00
1250	37.94	25.83	8.96	2.77	0.99	0.32	0.18	0.17	0.00	0.00	0.00
1500	37.21	33.11	13.03	3.83	1.00	0.32	0.18	0.17	0.00	0.00	0.00
1750	36.42		16.25	5.29	1.10	0.32	0.18	0.17	0.00	0.00	0.00
2000	34.38		20.09	6.61	1.32	0.43	0.18	0.17	0.00	0.00	0.00
2250	31.43		23.54	8.32	1.55	0.45	0.18	0.17	0.00	0.00	0.00
2500	28.01		28.01	10.59	2.34	0.54	0.26	0.17	0.00	0.00	0.00
3000	23.41			17.27	4.54	0.39	0.08	0.00	0.00	0.00	0.00
3500	21.40				9.51	2.15	0.70	0.17	0.00	0.00	0.00
4000	18.95				13.40	3.66	1.10	0.17	0.00	0.00	0.00
5000	13.73					7.23	2.80	0.91	0.07	0.07	0.00

Base Flows	% at Base Flow	% Loss CR Persistent AWS									
		Peaking Flows									
		1700	2500	3350	4400	5600	6700	7500	8800	9550	10700
700	0	44	66	81	91	96	98	99	100	100	100
1000	0	32	59	76	88	94	97	98	99	100	100
1250	0	21	51	71	85	92	96	98	99	100	100
1500	0	9	44	67	83	92	96	98	99	100	100
1750	0		36	61	80	90	95	97	99	99	100
2000	0		26	55	77	89	94	97	99	99	100
2250	0		15	47	72	86	93	96	98	99	100
2500	0		0	37	66	83	92	95	98	99	100
3000	0			17	56	79	90	95	98	99	99
3500	0				39	69	84	90	96	98	99
4000	0				20	58	78	86	94	97	98
5000	0					30	61	75	88	93	96

Base Flows	% at Base Flow	% Loss CR Persistent Quality AWS									
		Peaking Flows									
		1700	2500	3350	4400	5600	6700	7500	8800	9550	10700
700	0	65	90	98	100	100	100	100	100	100	100
1000	0	51	85	96	100	100	100	100	100	100	100
1250	0	32	76	93	97	99	100	100	100	100	100
1500	0	11	65	90	97	99	100	100	100	100	100
1750	0		55	85	97	99	100	100	100	100	100
2000	0		42	81	96	99	99	100	100	100	100
2250	0		25	74	95	99	99	99	100	100	100
2500	0		0	62	92	98	99	99	100	100	100
3000	0			26	81	98	100	100	100	100	100
3500	0				56	90	97	99	100	100	100
4000	0				29	81	94	99	100	100	100
5000	0					47	80	93	100	100	100

Wilder Tessellated Darter persistent and persistent quality habitat (Spring).

Base Flows	Base Flow AWS	Persistent AWS (ft <sup>2</sup> /ft)									
		Peaking Flows									
		1700	2500	3350	4400	5600	6700	7500	8800	9550	10700
700	33.53	19.18	12.18	7.22	3.70	1.73	0.79	0.41	0.14	0.08	0.04
1000	32.30	22.27	14.32	8.60	4.41	2.22	1.15	0.67	0.30	0.13	0.07
1250	31.84	25.51	16.57	10.14	5.24	2.62	1.34	0.79	0.34	0.15	0.08
1500	30.94	28.17	18.46	11.35	5.86	2.85	1.47	0.88	0.36	0.16	0.08
1750	29.56		20.06	12.47	6.42	3.15	1.62	0.96	0.40	0.17	0.09
2000	27.81		21.40	13.44	7.07	3.54	1.84	1.11	0.45	0.20	0.09
2250	25.99		22.69	14.44	7.81	3.98	2.07	1.23	0.48	0.22	0.11
2500	24.17		24.17	15.54	8.53	4.47	2.28	1.32	0.53	0.25	0.12
3000	20.84			17.45	9.86	5.10	2.50	1.41	0.55	0.33	0.18
3500	18.12				11.36	6.03	3.13	1.85	0.81	0.45	0.26
4000	15.57				12.64	6.84	3.71	2.28	1.02	0.60	0.34
5000	11.62					8.50	4.90	3.15	1.53	0.96	0.55

Base Flows	Base Flow AWS	Persistent Quality AWS (ft <sup>2</sup> /ft)									
		Peaking Flows									
		1700	2500	3350	4400	5600	6700	7500	8800	9550	10700
700	17.21	6.98	1.97	0.58	0.05	0.00	0.00	0.00	0.00	0.00	0.00
1000	15.34	8.57	2.52	0.81	0.06	0.00	0.00	0.00	0.00	0.00	0.00
1250	15.77	11.45	3.51	1.21	0.33	0.09	0.05	0.04	0.00	0.00	0.00
1500	15.84	13.67	4.98	1.85	0.55	0.18	0.05	0.04	0.00	0.00	0.00
1750	14.84		6.35	2.29	0.60	0.18	0.05	0.04	0.00	0.00	0.00
2000	13.64		7.69	3.04	0.87	0.18	0.05	0.04	0.00	0.00	0.00
2250	11.47		8.60	3.74	1.20	0.21	0.05	0.04	0.00	0.00	0.00
2500	9.60		9.60	4.32	1.45	0.25	0.05	0.04	0.00	0.00	0.00
3000	7.42			5.89	2.29	0.43	0.01	0.00	0.00	0.00	0.00
3500	6.90				3.53	0.97	0.26	0.05	0.00	0.00	0.00
4000	5.82				4.26	1.29	0.42	0.15	0.00	0.00	0.00
5000	4.13					2.42	1.12	0.63	0.00	0.00	0.00

Base Flows	% at Base Flow	% Loss Persistent AWS									
		Peaking Flows									
		1700	2500	3350	4400	5600	6700	7500	8800	9550	10700
700	0	43	64	78	89	95	98	99	100	100	100
1000	0	31	56	73	86	93	96	98	99	100	100
1250	0	20	48	68	84	92	96	98	99	100	100
1500	0	9	40	63	81	91	95	97	99	99	100
1750	0		32	58	78	89	95	97	99	99	100
2000	0		23	52	75	87	93	96	98	99	100
2250	0		13	44	70	85	92	95	98	99	100
2500	0		0	36	65	82	91	95	98	99	99
3000	0			16	53	76	88	93	97	98	99
3500	0				37	67	83	90	96	97	99
4000	0				19	56	76	85	93	96	98
5000	0					27	58	73	87	92	95

Base Flows	% at Base Flow	% Loss Persistent Quality AWS									
		Peaking Flows									
		1700	2500	3350	4400	5600	6700	7500	8800	9550	10700
700	0	59	89	97	100	100	100	100	100	100	100
1000	0	44	84	95	100	100	100	100	100	100	100
1250	0	27	78	92	98	99	100	100	100	100	100
1500	0	14	69	88	97	99	100	100	100	100	100
1750	0		57	85	96	99	100	100	100	100	100
2000	0		44	78	94	99	100	100	100	100	100
2250	0		25	67	90	98	100	100	100	100	100
2500	0		0	55	85	97	99	100	100	100	100
3000	0			21	69	94	100	100	100	100	100
3500	0				49	86	96	99	100	100	100
4000	0				27	78	93	97	100	100	100
5000	0					41	73	85	100	100	100

Wilder CR Tessellated Darter persistent and persistent quality habitat (Spring).

Base Flows	Base Flow AWS	CR Persistent AWS (ft <sup>2</sup> /ft)									
		Peaking Flows									
		1700	2500	3350	4400	5600	6700	7500	8800	9550	10700
700	51.13	28.91	17.71	9.56	4.19	1.91	0.89	0.47	0.14	0.10	0.06
1000	50.07	34.15	21.04	12.09	6.11	3.39	1.94	1.23	0.66	0.25	0.18
1250	50.78	40.58	25.32	15.26	8.23	4.43	2.38	1.48	0.71	0.27	0.18
1500	50.77	46.24	29.05	17.57	9.37	4.84	2.58	1.62	0.75	0.29	0.18
1750	49.16		31.85	19.25	10.20	5.31	2.84	1.79	0.83	0.32	0.19
2000	46.45		34.18	20.86	11.31	5.98	3.26	2.08	0.93	0.37	0.19
2250	43.16		36.53	22.60	12.40	6.63	3.65	2.27	0.98	0.40	0.21
2500	39.73		39.73	24.54	13.45	7.35	4.00	2.47	1.08	0.46	0.25
3000	33.86			27.68	15.24	7.99	4.15	2.46	1.02	0.64	0.37
3500	30.11				18.82	10.17	5.64	3.54	1.68	0.88	0.51
4000	27.21				22.05	11.96	6.85	4.39	2.06	1.13	0.63
5000	22.08					15.52	9.07	5.85	2.84	1.66	0.90

Base Flows	Base Flow AWS	CR Persistent Quality AWS (ft <sup>2</sup> /ft)									
		Peaking Flows									
		1700	2500	3350	4400	5600	6700	7500	8800	9550	10700
700	24.66	9.41	3.37	0.24	0.12	0.00	0.00	0.00	0.00	0.00	0.00
1000	23.46	12.70	4.02	0.54	0.20	0.00	0.00	0.00	0.00	0.00	0.00
1250	26.65	19.63	6.64	1.88	1.21	0.32	0.18	0.17	0.00	0.00	0.00
1500	28.46	25.16	9.94	3.34	1.23	0.32	0.18	0.17	0.00	0.00	0.00
1750	29.21		13.82	4.32	1.23	0.32	0.18	0.17	0.00	0.00	0.00
2000	28.09		16.99	5.71	1.81	0.32	0.18	0.17	0.00	0.00	0.00
2250	25.04		18.91	7.02	2.06	0.43	0.18	0.17	0.00	0.00	0.00
2500	21.47		21.47	8.09	2.53	0.52	0.18	0.17	0.00	0.00	0.00
3000	15.37			11.56	4.17	0.80	0.01	0.00	0.00	0.00	0.00
3500	14.80				7.76	2.50	0.94	0.23	0.00	0.00	0.00
4000	13.25				10.12	3.47	1.39	0.51	0.00	0.00	0.00
5000	10.84					5.76	2.32	1.06	0.01	0.01	0.00

Base Flows	% at Base Flow	% Loss CR Persistent AWS									
		Peaking Flows									
		1700	2500	3350	4400	5600	6700	7500	8800	9550	10700
700	0	43	65	81	92	96	98	99	100	100	100
1000	0	32	58	76	88	93	96	98	99	100	100
1250	0	20	50	70	84	91	95	97	99	99	100
1500	0	9	43	65	82	90	95	97	99	99	100
1750	0		35	61	79	89	94	96	98	99	100
2000	0		26	55	76	87	93	96	98	99	100
2250	0		15	48	71	85	92	95	98	99	100
2500	0		0	38	66	81	90	94	97	99	99
3000	0			18	55	76	88	93	97	98	99
3500	0				38	66	81	88	94	97	98
4000	0				19	56	75	84	92	96	98
5000	0					30	59	74	87	92	96

Base Flows	% at Base Flow	% Loss CR Persistent Quality AWS									
		Peaking Flows									
		1700	2500	3350	4400	5600	6700	7500	8800	9550	10700
700	0	62	86	99	100	100	100	100	100	100	100
1000	0	46	83	98	99	100	100	100	100	100	100
1250	0	26	75	93	95	99	99	99	100	100	100
1500	0	12	65	88	96	99	99	99	100	100	100
1750	0		53	85	96	99	99	99	100	100	100
2000	0		40	80	94	99	99	99	100	100	100
2250	0		24	72	92	98	99	99	100	100	100
2500	0		0	62	88	98	99	99	100	100	100
3000	0			25	73	95	100	100	100	100	100
3500	0				48	83	94	98	100	100	100
4000	0				24	74	89	96	100	100	100
5000	0					47	79	90	100	100	100

Wilder Tessellated Darter persistent and persistent quality habitat (Summer).

Base Flows	Base Flow AWS	Persistent AWS (ft <sup>2</sup> /ft)									
		Peaking Flows									
		1700	2500	3350	4400	5600	6700	7500	8800	9550	10700
700	34.00	18.67	11.66	6.85	3.61	1.78	0.97	0.57	0.19	0.09	0.01
1000	36.92	25.94	17.00	10.46	5.71	3.05	1.77	1.17	0.48	0.19	0.06
1250	39.60	32.47	21.66	13.67	7.61	4.08	2.26	1.40	0.54	0.23	0.07
1500	41.05	37.79	25.65	16.41	9.15	4.76	2.52	1.52	0.60	0.25	0.08
1750	41.33		29.24	18.98	10.56	5.28	2.73	1.64	0.64	0.29	0.10
2000	40.50		32.19	21.10	11.68	5.80	3.00	1.81	0.71	0.32	0.11
2250	39.11		34.77	23.02	12.81	6.37	3.24	1.95	0.76	0.35	0.12
2500	37.38		37.38	24.99	14.12	7.07	3.55	2.11	0.82	0.38	0.13
3000	33.61			28.54	16.52	8.46	4.27	2.52	0.97	0.51	0.22
3500	30.47				19.72	10.38	5.28	3.12	1.26	0.67	0.29
4000	26.94				22.16	11.79	6.23	3.81	1.62	0.91	0.39
5000	19.91					14.65	8.31	5.40	2.52	1.48	0.65

Base Flows	Base Flow AWS	Persistent Quality AWS (ft <sup>2</sup> /ft)									
		Peaking Flows									
		1700	2500	3350	4400	5600	6700	7500	8800	9550	10700
700	16.16	6.13	2.68	0.05	0.00	0.00	0.00	0.00	0.00	0.00	0.00
1000	17.22	9.62	4.45	0.98	0.00	0.00	0.00	0.00	0.00	0.00	0.00
1250	22.06	16.37	7.92	2.92	0.32	0.09	0.05	0.04	0.00	0.00	0.00
1500	24.33	21.62	11.56	4.84	1.29	0.09	0.05	0.04	0.00	0.00	0.00
1750	25.22		15.00	7.12	2.82	0.09	0.05	0.04	0.00	0.00	0.00
2000	24.82		17.73	8.67	3.22	0.09	0.05	0.04	0.00	0.00	0.00
2250	23.73		20.06	10.21	3.64	0.24	0.05	0.04	0.00	0.00	0.00
2500	22.10		22.10	11.42	4.13	0.24	0.05	0.04	0.00	0.00	0.00
3000	18.49			14.37	5.25	0.47	0.04	0.00	0.00	0.00	0.00
3500	16.23				7.98	1.59	0.23	0.06	0.00	0.00	0.00
4000	14.33				10.21	2.29	0.46	0.15	0.00	0.00	0.00
5000	7.51					4.37	1.58	0.62	0.00	0.00	0.00

Base Flows	% at Base Flow	% Loss Persistent AWS									
		Peaking Flows									
		1700	2500	3350	4400	5600	6700	7500	8800	9550	10700
700	0	45	66	80	89	95	97	98	99	100	100
1000	0	30	54	72	85	92	95	97	99	99	100
1250	0	18	45	65	81	90	94	96	99	99	100
1500	0	8	38	60	78	88	94	96	99	99	100
1750	0		29	54	74	87	93	96	98	99	100
2000	0		21	48	71	86	93	96	98	99	100
2250	0		11	41	67	84	92	95	98	99	100
2500	0		0	33	62	81	91	94	98	99	100
3000	0			15	51	75	87	93	97	98	99
3500	0				35	66	83	90	96	98	99
4000	0				18	56	77	86	94	97	99
5000	0					26	58	73	87	93	97

Base Flows	% at Base Flow	% Loss Persistent Quality AWS									
		Peaking Flows									
		1700	2500	3350	4400	5600	6700	7500	8800	9550	10700
700	0	62	83	100	100	100	100	100	100	100	100
1000	0	44	74	94	100	100	100	100	100	100	100
1250	0	26	64	87	99	100	100	100	100	100	100
1500	0	11	52	80	95	100	100	100	100	100	100
1750	0		41	72	89	100	100	100	100	100	100
2000	0		29	65	87	100	100	100	100	100	100
2250	0		15	57	85	99	100	100	100	100	100
2500	0		0	48	81	99	100	100	100	100	100
3000	0			22	72	97	100	100	100	100	100
3500	0				51	90	99	100	100	100	100
4000	0				29	84	97	99	100	100	100
5000	0					42	79	92	100	100	100

Wilder CR Tessellated Darter persistent and persistent quality habitat (Summer).

Base Flows	Base Flow AWS	CR Persistent AWS (ft <sup>2</sup> /ft)									
		Peaking Flows									
		1700	2500	3350	4400	5600	6700	7500	8800	9550	10700
700	64.28	32.24	19.57	10.73	4.82	2.12	1.09	0.57	0.14	0.08	0.04
1000	66.55	44.65	27.92	15.98	7.63	3.68	2.07	1.35	0.71	0.26	0.17
1250	69.77	55.99	34.68	20.14	10.07	4.98	2.67	1.69	0.78	0.29	0.17
1500	70.65	64.32	39.79	23.10	11.65	5.76	2.95	1.81	0.79	0.30	0.17
1750	69.34		44.54	26.12	13.55	6.56	3.28	1.97	0.82	0.31	0.18
2000	66.48		49.10	29.57	15.67	7.48	3.71	2.16	0.86	0.33	0.20
2250	63.51		54.23	33.46	17.74	8.41	4.08	2.34	0.89	0.34	0.20
2500	60.41		60.41	37.66	20.25	9.52	4.46	2.52	0.94	0.35	0.20
3000	53.67			44.35	23.89	11.29	5.39	2.98	1.02	0.54	0.30
3500	50.70				31.88	15.85	7.73	4.30	1.58	0.70	0.36
4000	46.22				37.37	18.47	9.24	5.31	2.09	1.03	0.51
5000	34.61					23.95	12.93	8.10	3.66	2.03	0.96

Base Flows	Base Flow AWS	CR Persistent Quality AWS (ft <sup>2</sup> /ft)									
		Peaking Flows									
		1700	2500	3350	4400	5600	6700	7500	8800	9550	10700
700	31.41	10.36	3.82	0.12	0.00	0.00	0.00	0.00	0.00	0.00	0.00
1000	32.10	16.57	6.25	0.90	0.00	0.00	0.00	0.00	0.00	0.00	0.00
1250	42.74	30.72	11.69	2.79	1.11	0.32	0.18	0.17	0.00	0.00	0.00
1500	46.06	39.76	15.95	4.02	1.37	0.32	0.18	0.17	0.00	0.00	0.00
1750	43.90		19.64	5.23	1.92	0.32	0.18	0.17	0.00	0.00	0.00
2000	42.10		24.67	7.47	2.38	0.32	0.18	0.17	0.00	0.00	0.00
2250	39.01		30.11	10.86	2.78	0.32	0.18	0.17	0.00	0.00	0.00
2500	35.91		35.91	14.09	3.97	0.32	0.18	0.17	0.00	0.00	0.00
3000	28.70			20.72	5.75	0.37	0.11	0.00	0.00	0.00	0.00
3500	27.53				12.91	2.86	0.82	0.25	0.00	0.00	0.00
4000	25.52				18.83	3.92	0.85	0.26	0.00	0.00	0.00
5000	16.67					8.30	2.44	1.04	0.00	0.00	0.00

Base Flows	% at Base Flow	% Loss CR Persistent AWS									
		Peaking Flows									
		1700	2500	3350	4400	5600	6700	7500	8800	9550	10700
700	0	50	70	83	92	97	98	99	100	100	100
1000	0	33	58	76	89	94	97	98	99	100	100
1250	0	20	50	71	86	93	96	98	99	100	100
1500	0	9	44	67	84	92	96	97	99	100	100
1750	0		36	62	80	91	95	97	99	100	100
2000	0		26	56	76	89	94	97	99	100	100
2250	0		15	47	72	87	94	96	99	99	100
2500	0		0	38	66	84	93	96	98	99	100
3000	0			17	55	79	90	94	98	99	99
3500	0				37	69	85	92	97	99	99
4000	0				19	60	80	89	95	98	99
5000	0					31	63	77	89	94	97

Base Flows	% at Base Flow	% Loss CR Persistent Quality AWS									
		Peaking Flows									
		1700	2500	3350	4400	5600	6700	7500	8800	9550	10700
700	0	67	88	100	100	100	100	100	100	100	100
1000	0	48	81	97	100	100	100	100	100	100	100
1250	0	28	73	93	97	99	100	100	100	100	100
1500	0	14	65	91	97	99	100	100	100	100	100
1750	0		55	88	96	99	100	100	100	100	100
2000	0		41	82	94	99	100	100	100	100	100
2250	0		23	72	93	99	100	100	100	100	100
2500	0		0	61	89	99	100	100	100	100	100
3000	0			28	80	99	100	100	100	100	100
3500	0				53	90	97	99	100	100	100
4000	0				26	85	97	99	100	100	100
5000	0					50	85	94	100	100	100



Wilder Tessellated Darter persistent and persistent quality habitat (Fall).

Base Flows	Base Flow AWS	Persistent AWS (ft <sup>2</sup> /ft)									
		Peaking Flows									
		1700	2500	3350	4400	5600	6700	7500	8800	9550	10700
700	40.05	24.32	15.97	10.04	5.43	2.65	1.28	0.70	0.19	0.08	0.02
1000	40.52	29.04	19.23	11.93	6.38	3.21	1.65	0.96	0.36	0.14	0.06
1250	40.37	32.95	21.86	13.65	7.23	3.62	1.86	1.08	0.39	0.15	0.06
1500	39.48	36.18	24.16	15.13	7.97	3.89	1.99	1.16	0.41	0.16	0.06
1750	37.97		26.18	16.57	8.71	4.22	2.16	1.27	0.43	0.17	0.07
2000	35.94		27.96	17.83	9.50	4.65	2.40	1.42	0.52	0.24	0.12
2250	33.89		29.80	19.22	10.47	5.23	2.64	1.55	0.58	0.28	0.13
2500	32.00		32.00	20.94	11.68	5.87	2.90	1.69	0.65	0.32	0.15
3000	28.36			23.96	13.59	6.81	3.35	1.93	0.76	0.44	0.20
3500	25.12				15.91	8.35	4.42	2.69	1.11	0.60	0.26
4000	21.88				17.88	9.71	5.29	3.29	1.37	0.74	0.33
5000	15.96					11.70	6.67	4.28	1.94	1.14	0.54

Base Flows	Base Flow AWS	Persistent Quality AWS (ft <sup>2</sup> /ft)									
		Peaking Flows									
		1700	2500	3350	4400	5600	6700	7500	8800	9550	10700
700	23.38	11.76	5.75	2.64	0.00	0.00	0.00	0.00	0.00	0.00	0.00
1000	22.83	14.56	7.17	3.22	0.00	0.00	0.00	0.00	0.00	0.00	0.00
1250	23.74	18.44	8.84	4.00	0.42	0.09	0.05	0.04	0.00	0.00	0.00
1500	23.61	21.29	10.45	4.51	0.44	0.09	0.05	0.04	0.00	0.00	0.00
1750	22.60		11.95	5.28	0.58	0.09	0.05	0.04	0.00	0.00	0.00
2000	20.93		13.48	5.85	0.76	0.09	0.05	0.04	0.00	0.00	0.00
2250	18.89		14.99	6.77	1.09	0.14	0.05	0.04	0.00	0.00	0.00
2500	16.66		16.66	7.84	1.61	0.22	0.05	0.04	0.00	0.00	0.00
3000	13.91			10.58	2.79	0.41	0.11	0.00	0.00	0.00	0.00
3500	11.40				4.60	1.05	0.36	0.04	0.00	0.00	0.00
4000	8.96				6.24	1.99	0.50	0.04	0.00	0.00	0.00
5000	6.05					3.44	1.32	0.35	0.00	0.00	0.00

Base Flows	% at Base Flow	% Loss Persistent AWS									
		Peaking Flows									
		1700	2500	3350	4400	5600	6700	7500	8800	9550	10700
700	0	39	60	75	86	93	97	98	100	100	100
1000	0	28	53	71	84	92	96	98	99	100	100
1250	0	18	46	66	82	91	95	97	99	100	100
1500	0	8	39	62	80	90	95	97	99	100	100
1750	0		31	56	77	89	94	97	99	100	100
2000	0		22	50	74	87	93	96	99	99	100
2250	0		12	43	69	85	92	95	98	99	100
2500	0		0	35	64	82	91	95	98	99	100
3000	0			16	52	76	88	93	97	98	99
3500	0				37	67	82	89	96	98	99
4000	0				18	56	76	85	94	97	98
5000	0					27	58	73	88	93	97

Base Flows	% at Base Flow	% Loss Persistent Quality AWS									
		Peaking Flows									
		1700	2500	3350	4400	5600	6700	7500	8800	9550	10700
700	0	50	75	89	100	100	100	100	100	100	100
1000	0	36	69	86	100	100	100	100	100	100	100
1250	0	22	63	83	98	100	100	100	100	100	100
1500	0	10	56	81	98	100	100	100	100	100	100
1750	0		47	77	97	100	100	100	100	100	100
2000	0		36	72	96	100	100	100	100	100	100
2250	0		21	64	94	99	100	100	100	100	100
2500	0		0	53	90	99	100	100	100	100	100
3000	0			24	80	97	99	100	100	100	100
3500	0				60	91	97	100	100	100	100
4000	0				30	78	94	99	100	100	100
5000	0					43	78	94	100	100	100

Wilder CR Tessellated Darter persistent and persistent quality habitat (Fall).

Base Flows	Base Flow AWS	CR Persistent AWS (ft <sup>2</sup> /ft)									
		Peaking Flows									
		1700	2500	3350	4400	5600	6700	7500	8800	9550	10700
700	64.90	36.66	22.02	12.14	5.53	2.50	1.13	0.59	0.14	0.09	0.05
1000	64.44	43.54	26.65	15.44	7.59	3.92	2.11	1.32	0.67	0.25	0.17
1250	64.49	50.92	31.46	18.65	9.59	4.96	2.58	1.55	0.69	0.25	0.17
1500	63.59	57.60	35.78	21.27	10.93	5.38	2.70	1.59	0.69	0.25	0.17
1750	61.41		39.48	23.81	12.17	5.85	2.86	1.69	0.72	0.27	0.18
2000	57.80		42.68	25.91	13.36	6.43	3.23	1.93	0.83	0.33	0.21
2250	54.35		46.32	28.56	14.94	7.47	3.79	2.22	0.88	0.34	0.22
2500	51.78		51.78	32.41	17.52	8.76	4.24	2.41	0.94	0.37	0.22
3000	46.29			38.33	20.59	9.72	4.46	2.42	0.91	0.55	0.31
3500	41.89				25.56	12.84	6.63	3.97	1.71	0.86	0.47
4000	37.29				29.89	15.45	8.27	5.12	2.18	1.11	0.55
5000	28.39					19.89	11.22	7.17	3.37	1.95	1.02

Base Flows	Base Flow AWS	CR Persistent Quality AWS (ft <sup>2</sup> /ft)									
		Peaking Flows									
		1700	2500	3350	4400	5600	6700	7500	8800	9550	10700
700	38.37	14.00	3.83	0.76	0.00	0.00	0.00	0.00	0.00	0.00	0.00
1000	36.38	17.90	5.51	1.38	0.00	0.00	0.00	0.00	0.00	0.00	0.00
1250	38.27	26.47	9.23	2.71	0.99	0.32	0.18	0.17	0.00	0.00	0.00
1500	38.25	33.85	13.08	3.97	1.01	0.32	0.18	0.17	0.00	0.00	0.00
1750	37.43		16.62	5.48	1.01	0.32	0.18	0.17	0.00	0.00	0.00
2000	35.00		20.15	6.63	1.23	0.32	0.18	0.17	0.00	0.00	0.00
2250	31.73		23.95	8.54	1.45	0.45	0.18	0.17	0.00	0.00	0.00
2500	28.19		28.19	10.62	2.34	0.46	0.18	0.17	0.00	0.00	0.00
3000	23.63			17.47	4.68	0.39	0.09	0.00	0.00	0.00	0.00
3500	21.15				9.17	1.56	0.70	0.17	0.00	0.00	0.00
4000	18.95				13.41	3.40	1.02	0.17	0.00	0.00	0.00
5000	13.90					7.17	2.93	1.02	0.00	0.00	0.00

Base Flows	% at Base Flow	% Loss CR Persistent AWS									
		Peaking Flows									
		1700	2500	3350	4400	5600	6700	7500	8800	9550	10700
700	0	44	66	81	91	96	98	99	100	100	100
1000	0	32	59	76	88	94	97	98	99	100	100
1250	0	21	51	71	85	92	96	98	99	100	100
1500	0	9	44	67	83	92	96	98	99	100	100
1750	0		36	61	80	90	95	97	99	100	100
2000	0		26	55	77	89	94	97	99	99	100
2250	0		15	47	73	86	93	96	98	99	100
2500	0		0	37	66	83	92	95	98	99	100
3000	0			17	56	79	90	95	98	99	99
3500	0				39	69	84	91	96	98	99
4000	0				20	59	78	86	94	97	99
5000	0					30	60	75	88	93	96

Base Flows	% at Base Flow	% Loss CR Persistent Quality AWS									
		Peaking Flows									
		1700	2500	3350	4400	5600	6700	7500	8800	9550	10700
700	0	64	90	98	100	100	100	100	100	100	100
1000	0	51	85	96	100	100	100	100	100	100	100
1250	0	31	76	93	97	99	100	100	100	100	100
1500	0	12	66	90	97	99	100	100	100	100	100
1750	0		56	85	97	99	100	100	100	100	100
2000	0		42	81	96	99	99	100	100	100	100
2250	0		25	73	95	99	99	99	100	100	100
2500	0		0	62	92	98	99	99	100	100	100
3000	0			26	80	98	100	100	100	100	100
3500	0				57	93	97	99	100	100	100
4000	0				29	82	95	99	100	100	100
5000	0					48	79	93	100	100	100

Wilder Macroinvertebrates persistent and persistent quality habitat (Winter).

Base Flows	Base Flow AWS	Persistent AWS (ft <sup>2</sup> /ft)									
		Peaking Flows									
		1700	2500	3350	4400	5600	6700	7500	8800	9550	10700
700	58.80	53.85	49.90	46.02	41.67	37.12	33.39	30.91	27.25	25.29	22.43
1000	64.52	60.68	56.40	52.23	47.57	42.53	38.25	35.39	31.11	28.79	25.48
1250	68.83	66.20	61.72	57.35	52.27	46.69	42.03	38.89	34.12	31.57	27.96
1500	72.75	71.48	66.76	62.09	56.63	50.62	45.58	42.22	37.08	34.29	30.38
1750	76.12		71.39	66.40	60.63	54.21	48.89	45.29	39.78	36.80	32.63
2000	78.72		75.32	70.10	64.08	57.38	51.74	47.97	42.17	39.01	34.59
2250	80.86		78.98	73.57	67.30	60.31	54.43	50.52	44.46	41.18	36.53
2500	82.76		82.76	77.15	70.65	63.43	57.29	53.17	46.87	43.43	38.52
3000	85.18			82.76	75.92	68.29	61.83	57.47	50.71	47.10	41.78
3500	86.29				80.25	72.35	65.69	61.15	54.08	50.17	44.51
4000	86.56				83.78	75.67	68.84	64.19	56.85	52.71	46.73
5000	85.00					80.71	73.61	68.73	60.91	56.39	50.02

Base Flows	Base Flow AWS	Persistent Quality AWS (ft <sup>2</sup> /ft)									
		Peaking Flows									
		1700	2500	3350	4400	5600	6700	7500	8800	9550	10700
700	22.79	15.62	11.93	8.48	5.95	3.65	2.12	1.44	0.29	0.09	0.05
1000	22.90	17.86	14.05	10.25	7.36	4.79	2.92	2.05	0.53	0.22	0.10
1250	23.70	20.83	16.76	12.71	9.44	6.10	4.13	3.10	0.91	0.36	0.15
1500	25.42	24.12	19.91	15.47	11.71	7.57	5.25	3.96	1.53	0.72	0.16
1750	27.00		22.35	17.64	13.61	9.10	6.54	5.15	2.35	1.29	0.34
2000	28.83		25.10	20.25	16.13	11.21	8.09	6.47	3.25	2.12	0.75
2250	30.25		28.36	23.15	18.85	13.57	10.11	7.99	4.42	3.24	1.31
2500	32.01		32.01	26.44	21.75	16.09	12.25	9.66	5.83	4.44	2.13
3000	33.97			31.69	26.73	20.63	16.21	13.34	8.78	6.96	4.15
3500	34.06				29.70	23.27	18.58	15.62	10.76	8.63	5.29
4000	33.48				31.60	25.02	20.17	16.83	11.77	9.44	5.56
5000	32.73					28.89	23.85	20.27	14.53	11.61	7.26

Base Flows	% at Base Flow	% Loss Persistent AWS									
		Peaking Flows									
		1700	2500	3350	4400	5600	6700	7500	8800	9550	10700
700	0	8	15	22	29	37	43	47	54	57	62
1000	0	6	13	19	26	34	41	45	52	55	61
1250	0	4	10	17	24	32	39	44	50	54	59
1500	0	2	8	15	22	30	37	42	49	53	58
1750	0		6	13	20	29	36	40	48	52	57
2000	0		4	11	19	27	34	39	46	50	56
2250	0		2	9	17	25	33	38	45	49	55
2500	0		0	7	15	23	31	36	43	48	53
3000	0			3	11	20	27	33	40	45	51
3500	0				7	16	24	29	37	42	48
4000	0				3	13	20	26	34	39	46
5000	0					5	13	19	28	34	41

Base Flows	% at Base Flow	% Loss Persistent Quality AWS									
		Peaking Flows									
		1700	2500	3350	4400	5600	6700	7500	8800	9550	10700
700	0	31	48	63	74	84	91	94	99	100	100
1000	0	22	39	55	68	79	87	91	98	99	100
1250	0	12	29	46	60	74	83	87	96	98	99
1500	0	5	22	39	54	70	79	84	94	97	99
1750	0		17	35	50	66	76	81	91	95	99
2000	0		13	30	44	61	72	78	89	93	97
2250	0		6	23	38	55	67	74	85	89	96
2500	0		0	17	32	50	62	70	82	86	93
3000	0			7	21	39	52	61	74	80	88
3500	0				13	32	45	54	68	75	84
4000	0				6	25	40	50	65	72	83
5000	0					12	27	38	56	65	78

Wilder CR Macroinvertebrates persistent and persistent quality habitat (Winter).

Base Flows	Base Flow AWS	CR Persistent AWS (ft <sup>2</sup> /ft)									
		Peaking Flows									
		1700	2500	3350	4400	5600	6700	7500	8800	9550	10700
700	126.83	116.03	106.57	96.77	85.19	72.58	62.23	55.64	46.61	42.20	36.44
1000	133.60	125.13	115.18	104.90	92.74	79.36	68.14	61.03	51.22	46.41	39.89
1250	138.20	132.43	122.14	111.59	99.00	84.87	73.23	65.77	55.15	49.89	42.86
1500	142.49	139.79	129.05	118.18	105.22	90.60	78.56	70.68	59.19	53.45	45.87
1750	145.93		135.24	124.08	110.87	95.79	83.23	74.88	62.67	56.54	48.46
2000	147.92		140.24	128.78	115.40	99.92	86.82	78.16	65.35	58.91	50.40
2250	149.31		144.84	133.18	119.64	103.72	90.19	81.28	68.04	61.39	52.55
2500	150.77		150.77	138.78	124.98	108.65	94.61	85.29	71.55	64.59	55.24
3000	151.32			146.19	131.86	114.92	100.40	90.62	75.91	68.69	58.51
3500	150.24				137.66	120.31	105.52	95.49	80.20	72.24	61.52
4000	148.15				142.28	124.58	109.59	99.44	83.77	75.29	64.09
5000	140.49					130.98	115.76	105.44	89.23	80.08	68.33

Base Flows	Base Flow AWS	CR Persistent Quality AWS (ft <sup>2</sup> /ft)									
		Peaking Flows									
		1700	2500	3350	4400	5600	6700	7500	8800	9550	10700
700	81.66	61.51	49.25	38.07	27.31	16.85	9.55	6.03	1.48	0.44	0.23
1000	81.81	66.91	54.53	42.77	31.34	19.91	11.84	7.78	2.22	0.82	0.37
1250	82.06	73.30	60.20	47.88	35.67	22.59	14.18	9.81	3.60	1.57	0.77
1500	82.25	78.62	65.25	52.70	39.58	25.85	16.41	11.57	4.99	2.63	0.81
1750	82.97		69.59	56.84	43.44	28.87	18.54	13.37	6.23	3.80	1.27
2000	84.60		74.58	61.79	48.26	32.80	21.34	15.48	7.46	4.83	1.74
2250	84.73		79.67	66.77	53.16	36.74	24.52	17.40	8.86	6.09	2.81
2500	83.85		83.85	70.69	56.96	39.39	26.80	19.15	9.78	6.88	3.45
3000	84.24			79.58	65.62	47.03	33.12	24.88	13.22	9.39	4.51
3500	82.32				70.73	51.78	37.30	28.78	16.40	11.50	5.50
4000	79.74				74.20	54.79	40.21	31.29	18.67	13.08	5.85
5000	72.64					61.34	46.58	37.49	24.19	17.15	8.71

Base Flows	% at Base Flow	% Loss CR Persistent AWS									
		Peaking Flows									
		1700	2500	3350	4400	5600	6700	7500	8800	9550	10700
700	0	9	16	24	33	43	51	56	63	67	71
1000	0	6	14	21	31	41	49	54	62	65	70
1250	0	4	12	19	28	39	47	52	60	64	69
1500	0	2	9	17	26	36	45	50	58	62	68
1750	0		7	15	24	34	43	49	57	61	67
2000	0		5	13	22	32	41	47	56	60	66
2250	0		3	11	20	31	40	46	54	59	65
2500	0		0	8	17	28	37	43	53	57	63
3000	0			3	13	24	34	40	50	55	61
3500	0				8	20	30	36	47	52	59
4000	0				4	16	26	33	43	49	57
5000	0					7	18	25	36	43	51

Base Flows	% at Base Flow	% Loss CR Persistent Quality AWS									
		Peaking Flows									
		1700	2500	3350	4400	5600	6700	7500	8800	9550	10700
700	0	25	40	53	67	79	88	93	98	99	100
1000	0	18	33	48	62	76	86	90	97	99	100
1250	0	11	27	42	57	72	83	88	96	98	99
1500	0	4	21	36	52	69	80	86	94	97	99
1750	0		16	31	48	65	78	84	92	95	98
2000	0		12	27	43	61	75	82	91	94	98
2250	0		6	21	37	57	71	79	90	93	97
2500	0		0	16	32	53	68	77	88	92	96
3000	0			6	22	44	61	70	84	89	95
3500	0				14	37	55	65	80	86	93
4000	0				7	31	50	61	77	84	93
5000	0					16	36	48	67	76	88

Wilder Macroinvertebrates persistent and persistent quality habitat (Spring).

Base Flows	Base Flow AWS	Persistent AWS (ft <sup>2</sup> /ft)									
		Peaking Flows									
		1700	2500	3350	4400	5600	6700	7500	8800	9550	10700
700	68.98	63.58	59.35	55.09	50.08	44.85	40.47	37.41	32.71	30.17	26.68
1000	72.54	68.52	64.09	59.68	54.45	48.85	44.07	40.68	35.48	32.70	28.80
1250	75.33	72.65	68.09	63.56	58.04	52.04	46.96	43.37	37.78	34.81	30.60
1500	77.82	76.55	71.82	67.07	61.27	54.99	49.65	45.85	39.93	36.73	32.26
1750	79.77		75.09	70.09	64.07	57.51	51.92	47.93	41.75	38.41	33.72
2000	81.20		77.86	72.67	66.45	59.68	53.86	49.76	43.38	39.92	35.03
2250	82.32		80.48	75.12	68.72	61.70	55.72	51.53	44.97	41.39	36.36
2500	83.12		83.12	77.58	70.99	63.76	57.59	53.27	46.49	42.81	37.67
3000	83.97			81.58	74.68	67.12	60.70	56.18	49.09	45.33	39.97
3500	83.87				77.78	70.01	63.43	58.77	51.48	47.50	41.94
4000	83.24				80.43	72.48	65.77	61.00	53.50	49.33	43.57
5000	80.79					76.66	69.72	64.75	56.83	52.34	46.25

Base Flows	Base Flow AWS	Persistent Quality AWS (ft <sup>2</sup> /ft)									
		Peaking Flows									
		1700	2500	3350	4400	5600	6700	7500	8800	9550	10700
700	27.35	22.02	18.39	15.58	11.88	8.55	5.75	3.91	2.14	0.84	0.27
1000	28.62	24.87	21.21	18.31	14.54	10.76	7.49	5.53	3.22	1.55	0.47
1250	30.32	27.45	23.60	20.49	16.56	12.39	8.76	6.71	4.34	2.64	0.72
1500	31.14	29.86	25.93	22.69	18.39	14.01	10.13	7.87	5.32	3.41	1.29
1750	31.72		27.46	24.06	19.61	15.18	11.12	8.51	5.83	3.74	1.51
2000	32.47		29.12	25.64	21.16	16.41	12.22	9.52	6.57	4.30	2.02
2250	32.58		30.72	26.94	22.35	17.36	12.99	10.16	6.99	4.50	2.11
2500	32.80		32.80	28.69	23.74	18.24	13.61	10.70	7.30	4.69	2.20
3000	33.03			31.48	26.34	20.45	15.39	12.28	8.44	5.57	2.63
3500	32.08				27.82	21.74	16.43	13.22	9.16	6.15	2.98
4000	31.17				29.19	22.98	17.52	14.10	9.81	6.68	3.36
5000	29.56					26.09	20.49	16.93	12.10	8.31	4.81

Base Flows	% at Base Flow	% Loss Persistent AWS									
		Peaking Flows									
		1700	2500	3350	4400	5600	6700	7500	8800	9550	10700
700	0	8	14	20	27	35	41	46	53	56	61
1000	0	6	12	18	25	33	39	44	51	55	60
1250	0	4	10	16	23	31	38	42	50	54	59
1500	0	2	8	14	21	29	36	41	49	53	59
1750	0		6	12	20	28	35	40	48	52	58
2000	0		4	11	18	27	34	39	47	51	57
2250	0		2	9	17	25	32	37	45	50	56
2500	0		0	7	15	23	31	36	44	48	55
3000	0			3	11	20	28	33	42	46	52
3500	0				7	17	24	30	39	43	50
4000	0				3	13	21	27	36	41	48
5000	0					5	14	20	30	35	43

Base Flows	% at Base Flow	% Loss Persistent Quality AWS									
		Peaking Flows									
		1700	2500	3350	4400	5600	6700	7500	8800	9550	10700
700	0	19	33	43	57	69	79	86	92	97	99
1000	0	13	26	36	49	62	74	81	89	95	98
1250	0	9	22	32	45	59	71	78	86	91	98
1500	0	4	17	27	41	55	67	75	83	89	96
1750	0		13	24	38	52	65	73	82	88	95
2000	0		10	21	35	49	62	71	80	87	94
2250	0		6	17	31	47	60	69	79	86	94
2500	0		0	13	28	44	58	67	78	86	93
3000	0			5	20	38	53	63	74	83	92
3500	0				13	32	49	59	71	81	91
4000	0				6	26	44	55	69	79	89
5000	0					12	31	43	59	72	84

Wilder CR Macroinvertebrates persistent and persistent quality habitat (Spring).

Base Flows	Base Flow AWS	CR Persistent AWS (ft <sup>2</sup> /ft)									
		Peaking Flows									
		1700	2500	3350	4400	5600	6700	7500	8800	9550	10700
700	135.85	123.50	113.58	103.30	90.69	77.38	66.78	59.94	50.21	45.48	39.32
1000	138.94	129.88	119.63	109.09	96.08	82.19	71.01	63.68	53.39	48.35	41.61
1250	141.78	135.73	125.22	114.52	101.16	86.70	75.17	67.60	56.64	51.21	44.04
1500	144.48	141.65	130.74	119.76	106.15	91.26	79.46	71.53	59.81	53.98	46.37
1750	145.97		135.16	123.95	110.09	94.94	82.76	74.41	62.26	56.18	48.20
2000	146.49		138.79	127.29	113.32	97.94	85.39	76.87	64.32	58.01	49.67
2250	146.65		142.20	130.50	116.40	100.69	87.90	79.18	66.32	59.82	51.25
2500	146.27		146.27	134.24	119.92	103.82	90.63	81.62	68.32	61.62	52.75
3000	144.24			139.05	124.26	107.66	94.11	84.79	70.90	64.11	54.75
3500	140.80				127.86	110.93	97.21	87.71	73.44	66.11	56.44
4000	137.30				131.28	114.07	100.12	90.43	75.93	68.18	58.21
5000	129.65					120.65	106.41	96.39	81.11	72.68	62.21

Base Flows	Base Flow AWS	CR Persistent Quality AWS (ft <sup>2</sup> /ft)									
		Peaking Flows									
		1700	2500	3350	4400	5600	6700	7500	8800	9550	10700
700	79.01	63.15	52.45	43.31	31.25	19.73	12.24	7.78	3.76	1.74	0.56
1000	77.40	66.94	56.21	46.92	34.73	22.32	13.63	8.85	4.71	2.66	0.76
1250	78.82	71.19	60.11	50.26	37.62	24.23	14.56	9.58	5.31	3.18	1.01
1500	77.86	74.91	63.57	53.51	40.25	26.38	15.78	10.47	5.95	3.80	1.58
1750	77.50		66.46	56.31	42.60	28.67	17.69	11.19	6.36	4.10	1.76
2000	77.54		69.40	59.20	45.46	30.75	19.38	12.56	6.70	4.33	1.84
2250	76.88		72.65	62.43	48.62	33.10	21.31	14.02	7.43	4.68	2.02
2500	75.58		75.58	65.18	51.26	34.71	22.72	15.35	8.03	5.07	2.23
3000	75.31			71.14	56.99	39.67	26.84	19.27	10.68	6.71	2.38
3500	71.57				60.04	42.41	29.34	21.56	12.48	8.22	3.23
4000	67.28				62.25	44.28	31.04	22.97	13.64	9.01	3.70
5000	60.56					51.58	38.03	29.57	19.22	12.65	6.72

Base Flows	% at Base Flow	% Loss CR Persistent AWS									
		Peaking Flows									
		1700	2500	3350	4400	5600	6700	7500	8800	9550	10700
700	0	9	16	24	33	43	51	56	63	67	71
1000	0	7	14	21	31	41	49	54	62	65	70
1250	0	4	12	19	29	39	47	52	60	64	69
1500	0	2	10	17	27	37	45	50	59	63	68
1750	0		7	15	25	35	43	49	57	62	67
2000	0		5	13	23	33	42	48	56	60	66
2250	0		3	11	21	31	40	46	55	59	65
2500	0		0	8	18	29	38	44	53	58	64
3000	0			4	14	25	35	41	51	56	62
3500	0				9	21	31	38	48	53	60
4000	0				4	17	27	34	45	50	58
5000	0					7	18	26	37	44	52

Base Flows	% at Base Flow	% Loss CR Persistent Quality AWS									
		Peaking Flows									
		1700	2500	3350	4400	5600	6700	7500	8800	9550	10700
700	0	20	34	45	60	75	85	90	95	98	99
1000	0	14	27	39	55	71	82	89	94	97	99
1250	0	10	24	36	52	69	82	88	93	96	99
1500	0	4	18	31	48	66	80	87	92	95	98
1750	0		14	27	45	63	77	86	92	95	98
2000	0		10	24	41	60	75	84	91	94	98
2250	0		5	19	37	57	72	82	90	94	97
2500	0		0	14	32	54	70	80	89	93	97
3000	0			6	24	47	64	74	86	91	97
3500	0				16	41	59	70	83	89	95
4000	0				7	34	54	66	80	87	95
5000	0					15	37	51	68	79	89

Wilder Macroinvertebrates persistent and persistent quality habitat (Summer).

Base Flows	Base Flow AWS	Persistent AWS (ft <sup>2</sup> /ft)									
		Peaking Flows									
		1700	2500	3350	4400	5600	6700	7500	8800	9550	10700
700	42.53	39.28	36.16	32.99	29.53	26.05	23.09	21.20	18.52	17.17	15.32
1000	51.36	48.35	44.72	41.02	37.01	32.91	29.34	26.98	23.61	21.90	19.51
1250	57.93	55.72	51.68	47.65	43.13	38.36	34.29	31.59	27.61	25.60	22.84
1500	63.65	62.51	58.11	53.69	48.64	43.33	38.78	35.76	31.35	29.09	25.88
1750	68.39		63.88	59.07	53.59	47.81	42.89	39.63	34.80	32.28	28.73
2000	72.27		68.97	63.82	58.01	51.89	46.62	43.12	37.95	35.20	31.30
2250	75.66		73.79	68.38	62.29	55.77	50.19	46.50	40.96	38.03	33.87
2500	78.62		78.62	72.96	66.58	59.72	53.75	49.81	43.97	40.86	36.40
3000	82.77			80.33	73.48	66.07	59.66	55.39	49.01	45.65	40.72
3500	85.70				79.62	71.87	65.20	60.70	53.86	50.12	44.73
4000	87.17				84.36	76.38	69.51	64.83	57.63	53.59	47.81
5000	87.01					82.77	75.57	70.62	62.89	58.42	52.13

Base Flows	Base Flow AWS	Persistent Quality AWS (ft <sup>2</sup> /ft)									
		Peaking Flows									
		1700	2500	3350	4400	5600	6700	7500	8800	9550	10700
700	16.39	11.03	6.98	4.86	3.02	1.45	0.71	0.36	0.08	0.03	0.00
1000	19.19	14.01	9.47	6.46	4.11	2.35	1.34	0.54	0.16	0.06	0.01
1250	21.20	17.77	12.55	8.85	5.80	3.43	2.13	1.10	0.38	0.09	0.01
1500	22.74	21.26	15.69	11.47	7.56	4.69	2.75	1.63	0.62	0.18	0.01
1750	24.37		18.17	13.53	9.08	5.86	3.65	2.40	1.21	0.44	0.13
2000	24.68		20.43	15.51	10.72	6.91	4.48	3.01	1.64	0.74	0.20
2250	25.76		23.85	18.57	13.58	9.00	6.15	4.46	2.62	1.37	0.39
2500	27.69		27.69	22.03	16.50	11.31	7.57	5.58	3.37	1.93	0.66
3000	30.20			27.93	22.04	16.21	11.67	9.04	6.04	4.04	1.88
3500	32.56				27.18	21.02	16.20	13.22	9.15	6.91	4.17
4000	34.40				31.80	25.38	20.37	17.02	12.46	9.79	6.44
5000	34.19					30.66	25.35	21.69	16.46	13.21	9.26

Base Flows	% at Base Flow	% Loss Persistent AWS									
		Peaking Flows									
		1700	2500	3350	4400	5600	6700	7500	8800	9550	10700
700	0	8	15	22	31	39	46	50	56	60	64
1000	0	6	13	20	28	36	43	47	54	57	62
1250	0	4	11	18	26	34	41	45	52	56	61
1500	0	2	9	16	24	32	39	44	51	54	59
1750	0		7	14	22	30	37	42	49	53	58
2000	0		5	12	20	28	35	40	47	51	57
2250	0		2	10	18	26	34	39	46	50	55
2500	0		0	7	15	24	32	37	44	48	54
3000	0			3	11	20	28	33	41	45	51
3500	0				7	16	24	29	37	42	48
4000	0				3	12	20	26	34	39	45
5000	0					5	13	19	28	33	40

Base Flows	% at Base Flow	% Loss Persistent Quality AWS									
		Peaking Flows									
		1700	2500	3350	4400	5600	6700	7500	8800	9550	10700
700	0	33	57	70	82	91	96	98	100	100	100
1000	0	27	51	66	79	88	93	97	99	100	100
1250	0	16	41	58	73	84	90	95	98	100	100
1500	0	7	31	50	67	79	88	93	97	99	100
1750	0		25	44	63	76	85	90	95	98	99
2000	0		17	37	57	72	82	88	93	97	99
2250	0		7	28	47	65	76	83	90	95	98
2500	0		0	20	40	59	73	80	88	93	98
3000	0			8	27	46	61	70	80	87	94
3500	0				17	35	50	59	72	79	87
4000	0				8	26	41	51	64	72	81
5000	0					10	26	37	52	61	73

Wilder CR Macroinvertebrates persistent and persistent quality habitat (Summer).

Base Flows	Base Flow AWS	CR Persistent AWS (ft <sup>2</sup> /ft)									
		Peaking Flows									
		1700	2500	3350	4400	5600	6700	7500	8800	9550	10700
700	98.80	91.71	84.71	76.86	67.40	57.35	49.02	43.71	36.48	33.02	28.52
1000	113.75	107.72	99.65	90.62	79.98	68.63	58.93	52.65	44.05	39.88	34.30
1250	124.73	120.24	111.30	101.56	90.05	77.41	66.75	59.71	49.67	44.84	38.50
1500	132.93	130.62	120.84	110.51	98.24	84.70	73.15	65.44	54.39	49.05	41.99
1750	138.74		128.69	117.90	105.07	90.92	78.63	70.38	58.55	52.78	45.22
2000	142.64		135.27	124.07	110.94	96.24	83.42	74.82	62.46	56.35	48.30
2250	145.82		141.49	130.03	116.68	101.49	88.29	79.41	66.41	59.99	51.45
2500	148.76		148.76	136.92	123.28	107.60	93.72	84.33	70.67	63.81	54.58
3000	151.44			146.39	132.18	115.77	101.15	91.08	76.30	68.98	58.83
3500	153.34				140.87	124.04	109.04	98.61	83.01	74.82	63.79
4000	152.90				147.10	129.89	114.66	104.06	87.91	79.06	67.39
5000	147.61					138.30	122.69	111.84	95.09	85.45	72.94

Base Flows	Base Flow AWS	CR Persistent Quality AWS (ft <sup>2</sup> /ft)									
		Peaking Flows									
		1700	2500	3350	4400	5600	6700	7500	8800	9550	10700
700	58.89	45.11	33.89	25.31	17.14	9.40	5.10	2.75	0.61	0.20	0.00
1000	66.81	55.20	42.73	31.91	22.07	13.63	7.86	3.66	1.13	0.49	0.10
1250	77.06	68.33	53.79	40.85	29.01	18.17	11.41	6.24	2.10	0.62	0.11
1500	82.02	77.90	62.42	48.61	34.87	22.51	13.73	8.28	3.19	1.15	0.11
1750	85.50		69.11	54.94	40.06	26.68	16.78	10.87	4.96	1.92	0.47
2000	85.20		73.92	59.33	44.17	29.78	18.99	12.63	6.18	2.80	0.73
2250	85.01		80.29	65.66	50.38	34.48	22.72	15.71	8.47	4.83	1.63
2500	85.75		85.75	70.94	55.49	38.24	25.81	17.96	9.90	6.03	2.45
3000	89.11			83.25	67.55	49.22	35.04	25.94	15.20	10.12	4.82
3500	87.76				74.33	55.52	40.80	30.95	17.92	12.59	6.56
4000	86.59				80.96	61.70	46.76	36.34	22.51	15.76	8.24
5000	81.42					70.31	55.02	44.20	29.62	21.42	12.01

Base Flows	% at Base Flow	% Loss CR Persistent AWS									
		Peaking Flows									
		1700	2500	3350	4400	5600	6700	7500	8800	9550	10700
700	0	7	14	22	32	42	50	56	63	67	71
1000	0	5	12	20	30	40	48	54	61	65	70
1250	0	4	11	19	28	38	46	52	60	64	69
1500	0	2	9	17	26	36	45	51	59	63	68
1750	0		7	15	24	34	43	49	58	62	67
2000	0		5	13	22	33	42	48	56	60	66
2250	0		3	11	20	30	39	46	54	59	65
2500	0		0	8	17	28	37	43	52	57	63
3000	0			3	13	24	33	40	50	54	61
3500	0				8	19	29	36	46	51	58
4000	0				4	15	25	32	43	48	56
5000	0					6	17	24	36	42	51

Base Flows	% at Base Flow	% Loss CR Persistent Quality AWS									
		Peaking Flows									
		1700	2500	3350	4400	5600	6700	7500	8800	9550	10700
700	0	23	42	57	71	84	91	95	99	100	100
1000	0	17	36	52	67	80	88	95	98	99	100
1250	0	11	30	47	62	76	85	92	97	99	100
1500	0	5	24	41	57	73	83	90	96	99	100
1750	0		19	36	53	69	80	87	94	98	99
2000	0		13	30	48	65	78	85	93	97	99
2250	0		6	23	41	59	73	82	90	94	98
2500	0		0	17	35	55	70	79	88	93	97
3000	0			7	24	45	61	71	83	89	95
3500	0				15	37	54	65	80	86	93
4000	0				7	29	46	58	74	82	90
5000	0					14	32	46	64	74	85



Wilder Macroinvertebrates persistent and persistent quality habitat (Fall).

Base Flows	Base Flow AWS	Persistent AWS (ft <sup>2</sup> /ft)									
		Peaking Flows									
		1700	2500	3350	4400	5600	6700	7500	8800	9550	10700
700	58.04	53.15	49.23	45.38	41.08	36.57	32.87	30.43	26.84	24.91	22.11
1000	63.94	60.12	55.86	51.71	47.06	42.08	37.83	35.01	30.78	28.51	25.22
1250	68.32	65.70	61.23	56.87	51.84	46.30	41.66	38.55	33.83	31.30	27.72
1500	72.30	71.04	66.32	61.67	56.23	50.27	45.25	41.90	36.80	34.04	30.16
1750	75.77		71.05	66.07	60.32	53.92	48.61	45.03	39.56	36.60	32.46
2000	78.48		75.07	69.86	63.85	57.17	51.54	47.77	42.00	38.88	34.47
2250	80.65		78.76	73.35	67.10	60.12	54.25	50.34	44.31	41.06	36.43
2500	82.58		82.58	76.98	70.48	63.27	57.13	53.02	46.76	43.35	38.46
3000	85.14			82.73	75.88	68.27	61.80	57.45	50.70	47.10	41.81
3500	86.34				80.30	72.40	65.74	61.20	54.14	50.23	44.58
4000	86.62				83.85	75.75	68.92	64.26	56.92	52.79	46.83
5000	85.16					80.87	73.76	68.88	61.06	56.54	50.18

Base Flows	Base Flow AWS	Persistent Quality AWS (ft <sup>2</sup> /ft)									
		Peaking Flows									
		1700	2500	3350	4400	5600	6700	7500	8800	9550	10700
700	22.25	15.18	11.60	8.09	5.70	3.44	1.88	1.23	0.30	0.08	0.05
1000	23.20	17.81	14.05	10.30	7.24	4.67	2.83	2.04	0.56	0.22	0.11
1250	23.78	20.78	16.76	12.73	9.32	6.01	4.03	3.04	0.94	0.31	0.11
1500	25.21	23.80	19.64	15.28	11.45	7.52	5.13	3.86	1.52	0.57	0.16
1750	26.80		22.26	17.62	13.53	9.09	6.37	5.00	2.30	1.14	0.29
2000	28.34		24.73	19.98	15.79	10.92	7.74	6.17	3.08	1.80	0.59
2250	29.94		28.06	22.95	18.55	13.26	9.67	7.57	4.13	2.81	1.22
2500	31.82		31.82	26.31	21.56	15.90	11.94	9.36	5.73	4.21	1.96
3000	34.35			31.87	26.81	20.72	16.16	13.35	8.86	6.89	4.18
3500	34.03				29.81	23.39	18.56	15.63	10.83	8.55	5.41
4000	33.77				31.73	25.15	20.16	16.89	11.85	9.38	5.76
5000	32.89					29.03	23.84	20.31	14.70	11.59	7.43

Base Flows	% at Base Flow	% Loss Persistent AWS									
		Peaking Flows									
		1700	2500	3350	4400	5600	6700	7500	8800	9550	10700
700	0	8	15	22	29	37	43	48	54	57	62
1000	0	6	13	19	26	34	41	45	52	55	61
1250	0	4	10	17	24	32	39	44	50	54	59
1500	0	2	8	15	22	30	37	42	49	53	58
1750	0		6	13	20	29	36	41	48	52	57
2000	0		4	11	19	27	34	39	46	50	56
2250	0		2	9	17	25	33	38	45	49	55
2500	0		0	7	15	23	31	36	43	48	53
3000	0			3	11	20	27	33	40	45	51
3500	0				7	16	24	29	37	42	48
4000	0				3	13	20	26	34	39	46
5000	0					5	13	19	28	34	41

Base Flows	% at Base Flow	% Loss Persistent Quality AWS									
		Peaking Flows									
		1700	2500	3350	4400	5600	6700	7500	8800	9550	10700
700	0	32	48	64	74	85	92	94	99	100	100
1000	0	23	39	56	69	80	88	91	98	99	100
1250	0	13	30	46	61	75	83	87	96	99	100
1500	0	6	22	39	55	70	80	85	94	98	99
1750	0		17	34	50	66	76	81	91	96	99
2000	0		13	29	44	61	73	78	89	94	98
2250	0		6	23	38	56	68	75	86	91	96
2500	0		0	17	32	50	62	71	82	87	94
3000	0			7	22	40	53	61	74	80	88
3500	0				12	31	45	54	68	75	84
4000	0				6	26	40	50	65	72	83
5000	0					12	28	38	55	65	77

Wilder CR Macroinvertebrates persistent and persistent quality habitat (Fall).

Base Flows	Base Flow AWS	CR Persistent AWS (ft <sup>2</sup> /ft)									
		Peaking Flows									
		1700	2500	3350	4400	5600	6700	7500	8800	9550	10700
700	125.85	115.24	105.85	96.11	84.65	72.13	61.82	55.30	46.32	41.91	36.16
1000	133.04	124.64	114.75	104.50	92.37	79.06	67.85	60.76	50.95	46.18	39.69
1250	137.80	132.05	121.80	111.29	98.73	84.63	72.99	65.53	54.93	49.68	42.69
1500	142.08	139.38	128.67	117.83	104.89	90.29	78.28	70.43	58.95	53.26	45.69
1750	145.70		135.03	123.90	110.70	95.65	83.11	74.76	62.59	56.48	48.42
2000	147.87		140.21	128.77	115.40	99.96	86.85	78.19	65.39	58.97	50.43
2250	149.29		144.81	133.17	119.64	103.74	90.21	81.28	68.03	61.38	52.52
2500	150.75		150.75	138.78	124.99	108.67	94.63	85.29	71.54	64.61	55.24
3000	151.55			146.44	132.12	115.19	100.64	90.86	76.11	68.88	58.68
3500	150.56				137.98	120.65	105.83	95.78	80.44	72.46	61.70
4000	148.48				142.62	124.95	109.92	99.74	84.02	75.51	64.28
5000	140.96					131.44	116.18	105.83	89.60	80.43	68.61

Base Flows	Base Flow AWS	CR Persistent Quality AWS (ft <sup>2</sup> /ft)									
		Peaking Flows									
		1700	2500	3350	4400	5600	6700	7500	8800	9550	10700
700	80.00	60.28	48.27	36.92	26.70	16.38	8.84	5.39	1.38	0.43	0.21
1000	82.61	67.00	54.74	42.78	31.44	19.94	11.68	7.74	2.20	0.90	0.46
1250	82.44	72.98	59.98	47.34	35.30	22.24	13.64	9.39	3.30	1.16	0.47
1500	81.89	78.13	64.86	51.99	39.24	25.52	16.13	11.39	4.93	2.35	0.90
1750	82.92		69.87	56.79	43.65	28.93	18.42	13.26	6.24	3.57	1.27
2000	84.55		74.74	61.62	48.37	32.71	21.19	15.36	7.55	4.67	1.95
2250	85.19		80.10	66.87	53.52	36.77	24.37	17.27	8.83	5.82	2.66
2500	84.07		84.07	70.58	57.12	39.31	26.53	18.89	10.00	6.86	3.54
3000	85.51			79.88	66.19	47.37	33.26	25.14	13.47	9.39	4.63
3500	82.61				71.35	52.16	37.48	29.06	16.68	11.53	5.66
4000	80.42				74.65	55.01	40.22	31.48	18.76	12.90	5.99
5000	73.34					61.71	46.72	37.77	24.51	17.17	8.83

Base Flows	% at Base Flow	% Loss CR Persistent AWS									
		Peaking Flows									
		1700	2500	3350	4400	5600	6700	7500	8800	9550	10700
700	0	8	16	24	33	43	51	56	63	67	71
1000	0	6	14	21	31	41	49	54	62	65	70
1250	0	4	12	19	28	39	47	52	60	64	69
1500	0	2	9	17	26	36	45	50	59	63	68
1750	0		7	15	24	34	43	49	57	61	67
2000	0		5	13	22	32	41	47	56	60	66
2250	0		3	11	20	31	40	46	54	59	65
2500	0		0	8	17	28	37	43	53	57	63
3000	0			3	13	24	34	40	50	55	61
3500	0				8	20	30	36	47	52	59
4000	0				4	16	26	33	43	49	57
5000	0					7	18	25	36	43	51

Base Flows	% at Base Flow	% Loss CR Persistent Quality AWS									
		Peaking Flows									
		1700	2500	3350	4400	5600	6700	7500	8800	9550	10700
700	0	25	40	54	67	80	89	93	98	99	100
1000	0	19	34	48	62	76	86	91	97	99	99
1250	0	11	27	43	57	73	83	89	96	99	99
1500	0	5	21	37	52	69	80	86	94	97	99
1750	0		16	32	47	65	78	84	92	96	98
2000	0		12	27	43	61	75	82	91	94	98
2250	0		6	22	37	57	71	80	90	93	97
2500	0		0	16	32	53	68	78	88	92	96
3000	0			7	23	45	61	71	84	89	95
3500	0				14	37	55	65	80	86	93
4000	0				7	32	50	61	77	84	93
5000	0					16	36	48	67	77	88

Wilder and Wilder CR GHC Deep-Fast persistent habitat (Winter).

Base Flows	Base Flow AWS	Persistent AWS (ft <sup>2</sup> /ft)									
		Peaking Flows									
		1700	2500	3350	4400	5600	6700	7500	8800	9550	10700
700	135.65	135.65	135.65	135.65	135.65	135.65	135.65	135.65	135.65	135.65	135.65
1000	153.03	153.03	153.03	153.03	153.03	153.03	153.03	153.03	153.03	153.03	153.03
1250	168.71	168.63	168.01	168.01	168.01	168.01	168.01	168.01	168.01	168.01	168.01
1500	182.32	182.03	181.38	181.38	181.38	181.38	181.38	181.38	181.38	181.38	181.38
1750	194.29		193.63	193.63	193.55	193.22	193.22	193.22	193.08	193.08	193.08
2000	207.81		207.16	207.08	206.91	206.25	206.13	206.13	205.98	205.88	205.78
2250	223.68		223.11	222.98	222.70	222.04	221.92	221.92	221.78	221.68	221.47
2500	236.75		236.75	236.59	236.31	235.64	235.53	235.53	235.38	235.28	234.97
3000	260.94			260.75	260.07	259.25	259.13	259.13	258.99	258.88	258.57
3500	279.69				278.94	278.12	278.00	278.00	277.85	277.75	277.44
4000	296.79				295.96	295.07	294.95	294.95	294.81	294.70	294.39
5000	329.39					328.71	328.51	328.51	328.37	328.27	327.96

Base Flows	Base Flow AWS	Persistent CR AWS (ft <sup>2</sup> /ft)									
		Peaking Flows									
		1700	2500	3350	4400	5600	6700	7500	8800	9550	10700
700	192.67	192.67	192.67	192.67	192.67	192.67	192.67	192.67	192.67	192.67	192.67
1000	218.48	218.48	218.48	218.48	218.48	218.48	218.48	218.48	218.48	218.48	218.48
1250	233.41	233.11	230.81	230.81	230.81	230.81	230.81	230.81	230.81	230.81	230.81
1500	244.23	243.93	241.53	241.53	241.53	241.53	241.53	241.53	241.53	241.53	241.53
1750	254.24		251.81	251.81	251.52	250.30	250.30	250.30	249.77	249.77	249.77
2000	268.81		266.41	266.11	265.49	263.03	262.59	262.59	262.06	261.68	261.29
2250	283.04		280.94	280.47	279.43	276.97	276.53	276.53	276.00	275.63	274.86
2500	296.47		296.47	295.87	294.83	292.37	291.93	291.93	291.40	291.02	289.86
3000	324.81			324.14	322.20	319.14	318.70	318.70	318.17	317.79	316.62
3500	340.88				339.07	336.01	335.57	335.57	335.04	334.66	333.50
4000	352.84				351.33	348.27	347.83	347.83	347.30	346.92	345.76
5000	374.27					372.60	372.16	372.16	371.63	371.25	370.09

Base Flows	% at Base Flow	% Loss Persistent AWS									
		Peaking Flows									
		1700	2500	3350	4400	5600	6700	7500	8800	9550	10700
700	0	0	0	0	0	0	0	0	0	0	0
1000	0	0	0	0	0	0	0	0	0	0	0
1250	0	0	0	0	0	0	0	0	0	0	0
1500	0	0	1	1	1	1	1	1	1	1	1
1750	0		0	0	0	1	1	1	1	1	1
2000	0		0	0	0	1	1	1	1	1	1
2250	0		0	0	0	1	1	1	1	1	1
2500	0		0	0	0	0	1	1	1	1	1
3000	0			0	0	1	1	1	1	1	1
3500	0				0	1	1	1	1	1	1
4000	0				0	1	1	1	1	1	1
5000	0					0	0	0	0	0	0

Base Flows	% at Base Flow	% Loss Persistent CR AWS									
		Peaking Flows									
		1700	2500	3350	4400	5600	6700	7500	8800	9550	10700
700	0	0	0	0	0	0	0	0	0	0	0
1000	0	0	0	0	0	0	0	0	0	0	0
1250	0	0	0	1	1	1	1	1	1	1	1
1500	0	0	1	1	1	1	1	1	1	1	1
1750	0		1	1	1	2	2	2	2	2	2
2000	0		1	1	1	2	2	2	3	3	3
2250	0		1	1	1	2	2	2	3	3	3
2500	0		0	0	1	1	2	2	2	2	2
3000	0			0	1	2	2	2	2	2	3
3500	0				1	1	2	2	2	2	2
4000	0				0	1	1	1	2	2	2
5000	0					0	1	1	1	1	1

Wilder and Wilder CR GHC Deep-Fast persistent habitat (Spring).

Base Flows	Base Flow AWS	Persistent AWS (ft <sup>2</sup> /ft)									
		Peaking Flows									
		1700	2500	3350	4400	5600	6700	7500	8800	9550	10700
700	181.38	181.38	181.38	181.38	181.38	181.38	181.38	181.38	181.38	181.38	181.38
1000	192.53	192.53	192.53	192.53	192.53	192.53	192.53	192.53	192.53	192.53	192.53
1250	203.41	203.33	202.71	202.71	202.71	202.71	202.71	202.71	202.71	202.71	202.71
1500	214.20	213.91	213.26	213.26	213.26	213.26	213.26	213.26	213.26	213.26	213.26
1750	224.83		224.17	224.17	224.10	223.77	223.77	223.77	223.62	223.62	223.62
2000	235.89		235.24	235.16	234.99	234.33	234.21	234.21	234.07	233.96	233.86
2250	249.67		249.10	248.97	248.70	248.03	247.91	247.91	247.77	247.67	247.46
2500	261.30		261.30	261.13	260.85	260.19	260.07	260.07	259.93	259.83	259.51
3000	282.16			281.98	281.30	280.48	280.36	280.36	280.21	280.11	279.80
3500	300.37				299.62	298.80	298.68	298.68	298.53	298.43	298.12
4000	314.66					313.84	312.94	312.83	312.83	312.68	312.58
5000	341.49						340.81	340.62	340.62	340.47	340.37

Base Flows	Base Flow AWS	Persistent CR AWS (ft <sup>2</sup> /ft)									
		Peaking Flows									
		1700	2500	3350	4400	5600	6700	7500	8800	9550	10700
700	242.80	242.80	242.80	242.80	242.80	242.80	242.80	242.80	242.80	242.80	242.80
1000	265.73	265.73	265.73	265.73	265.73	265.73	265.73	265.73	265.73	265.73	265.73
1250	280.26	279.96	277.66	277.66	277.66	277.66	277.66	277.66	277.66	277.66	277.66
1500	291.71	291.41	289.01	289.01	289.01	289.01	289.01	289.01	289.01	289.01	289.01
1750	302.92		300.49	300.49	300.20	298.98	298.98	298.98	298.44	298.44	298.44
2000	315.75		313.35	313.05	312.43	309.97	309.53	309.53	309.00	308.63	308.23
2250	325.79		323.69	323.22	322.18	319.72	319.28	319.28	318.75	318.37	317.61
2500	334.67		334.67	334.07	333.03	330.57	330.13	330.13	329.60	329.23	328.06
3000	354.24				353.57	351.63	348.58	348.13	347.60	347.23	346.06
3500	366.34					364.53	361.47	361.03	361.03	360.50	360.13
4000	377.68						376.17	373.11	372.67	372.13	371.76
5000	393.95							392.29	391.84	391.84	391.31

Base Flows	% at Base Flow	% Loss Persistent AWS									
		Peaking Flows									
		1700	2500	3350	4400	5600	6700	7500	8800	9550	10700
700	0	0	0	0	0	0	0	0	0	0	0
1000	0	0	0	0	0	0	0	0	0	0	0
1250	0	0	0	0	0	0	0	0	0	0	0
1500	0	0	0	0	0	0	0	0	0	0	0
1750	0		0	0	0	0	0	0	1	1	1
2000	0		0	0	0	1	1	1	1	1	1
2250	0		0	0	0	1	1	1	1	1	1
2500	0		0	0	0	0	0	0	1	1	1
3000	0			0	0	1	1	1	1	1	1
3500	0				0	1	1	1	1	1	1
4000	0					0	1	1	1	1	1
5000	0						0	0	0	0	0

Base Flows	% at Base Flow	% Loss Persistent CR AWS									
		Peaking Flows									
		1700	2500	3350	4400	5600	6700	7500	8800	9550	10700
700	0	0	0	0	0	0	0	0	0	0	0
1000	0	0	0	0	0	0	0	0	0	0	0
1250	0	0	0	1	1	1	1	1	1	1	1
1500	0	0	0	1	1	1	1	1	1	1	1
1750	0		0	1	1	1	1	1	1	1	1
2000	0		0	1	1	1	2	2	2	2	2
2250	0		0	1	1	1	2	2	2	2	3
2500	0		0	0	0	0	1	1	1	2	2
3000	0			0	0	1	2	2	2	2	2
3500	0				0	0	1	1	1	2	2
4000	0					0	0	1	1	1	2
5000	0						0	1	1	1	1

Wilder and Wilder CR GHC Deep-Fast persistent habitat (Summer).

Base Flows	Base Flow AWS	Persistent AWS (ft <sup>2</sup> /ft)									
		Peaking Flows									
		1700	2500	3350	4400	5600	6700	7500	8800	9550	10700
700	76.41	76.41	76.41	76.41	76.41	76.41	76.41	76.41	76.41	76.41	76.41
1000	101.43	101.43	101.43	101.43	101.43	101.43	101.43	101.43	101.43	101.43	101.43
1250	122.64	122.56	121.94	121.94	121.94	121.94	121.94	121.94	121.94	121.94	121.94
1500	143.87	143.59	142.94	142.94	142.94	142.94	142.94	142.94	142.94	142.94	142.94
1750	162.65		162.00	162.00	161.92	161.59	161.59	161.59	161.45	161.45	161.45
2000	181.36		180.71	180.63	180.47	179.80	179.68	179.68	179.54	179.44	179.33
2250	200.60		200.04	199.91	199.63	198.96	198.85	198.85	198.70	198.60	198.39
2500	215.44		215.44	215.28	215.00	214.34	214.22	214.22	214.08	213.98	213.66
3000	239.89			239.71	239.03	238.20	238.08	238.08	237.94	237.84	237.52
3500	262.94				262.19	261.37	261.25	261.25	261.10	261.00	260.69
4000	282.46				281.64	280.74	280.62	280.62	280.48	280.38	280.06
5000	316.20					315.53	315.33	315.33	315.19	315.08	314.77

Base Flows	Base Flow AWS	Persistent CR AWS (ft <sup>2</sup> /ft)									
		Peaking Flows									
		1700	2500	3350	4400	5600	6700	7500	8800	9550	10700
700	136.12	136.12	136.12	136.12	136.12	136.12	136.12	136.12	136.12	136.12	136.12
1000	168.83	168.83	168.83	168.83	168.83	168.83	168.83	168.83	168.83	168.83	168.83
1250	189.20	188.90	186.60	186.60	186.60	186.60	186.60	186.60	186.60	186.60	186.60
1500	205.39	205.09	202.69	202.69	202.69	202.69	202.69	202.69	202.69	202.69	202.69
1750	220.09		217.66	217.66	217.37	216.15	216.15	216.15	215.62	215.62	215.62
2000	238.03		235.63	235.33	234.71	232.25	231.81	231.81	231.28	230.90	230.51
2250	250.14		248.04	247.57	246.53	244.07	243.63	243.63	243.10	242.72	241.96
2500	261.72		261.72	261.11	260.08	257.62	257.17	257.17	256.64	256.27	255.10
3000	289.76			289.09	287.15	284.09	283.65	283.65	283.12	282.75	281.58
3500	314.72				312.91	309.85	309.41	309.41	308.88	308.50	307.34
4000	333.42				331.91	328.85	328.41	328.41	327.88	327.51	326.34
5000	356.08					354.41	353.97	353.97	353.44	353.07	351.90

Base Flows	% at Base Flow	% Loss Persistent AWS									
		Peaking Flows									
		1700	2500	3350	4400	5600	6700	7500	8800	9550	10700
700	0	0	0	0	0	0	0	0	0	0	0
1000	0	0	0	0	0	0	0	0	0	0	0
1250	0	0	1	1	1	1	1	1	1	1	1
1500	0	0	1	1	1	1	1	1	1	1	1
1750	0		0	0	0	1	1	1	1	1	1
2000	0		0	0	0	1	1	1	1	1	1
2250	0		0	0	0	1	1	1	1	1	1
2500	0		0	0	0	1	1	1	1	1	1
3000	0			0	0	1	1	1	1	1	1
3500	0				0	1	1	1	1	1	1
4000	0				0	1	1	1	1	1	1
5000	0					0	0	0	0	0	0

Base Flows	% at Base Flow	% Loss Persistent CR AWS									
		Peaking Flows									
		1700	2500	3350	4400	5600	6700	7500	8800	9550	10700
700	0	0	0	0	0	0	0	0	0	0	0
1000	0	0	0	0	0	0	0	0	0	0	0
1250	0	0	0	1	1	1	1	1	1	1	1
1500	0	0	1	1	1	1	1	1	1	1	1
1750	0		1	1	1	1	2	2	2	2	2
2000	0		1	1	1	1	2	3	3	3	3
2250	0		1	1	1	1	2	3	3	3	3
2500	0		0	0	0	1	2	2	2	2	3
3000	0			0	0	1	2	2	2	2	3
3500	0				0	1	2	2	2	2	2
4000	0				0	1	2	2	2	2	2
5000	0					0	1	1	1	1	1

Wilder and Wilder CR GHC Deep-Fast persistent habitat (Fall).

Base Flows	Base Flow AWS	Persistent AWS (ft <sup>2</sup> /ft)									
		Peaking Flows									
		1700	2500	3350	4400	5600	6700	7500	8800	9550	10700
700	133.64	133.64	133.64	133.64	133.64	133.64	133.64	133.64	133.64	133.64	133.64
1000	151.00	151.00	151.00	151.00	151.00	151.00	151.00	151.00	151.00	151.00	151.00
1250	166.67	166.59	165.97	165.97	165.97	165.97	165.97	165.97	165.97	165.97	165.97
1500	180.47	180.18	179.53	179.53	179.53	179.53	179.53	179.53	179.53	179.53	179.53
1750	193.31		192.65	192.65	192.58	192.25	192.25	192.25	192.10	192.10	192.10
2000	206.80		206.16	206.08	205.91	205.25	205.13	205.13	204.98	204.88	204.78
2250	222.09		221.52	221.39	221.11	220.45	220.33	220.33	220.19	220.09	219.88
2500	235.56		235.56	235.40	235.12	234.45	234.33	234.33	234.19	234.09	233.77
3000	259.77			259.58	258.90	258.08	257.96	257.96	257.81	257.71	257.40
3500	279.05				278.29	277.47	277.35	277.35	277.21	277.11	276.79
4000	295.93				295.11	294.21	294.10	294.10	293.95	293.85	293.54
5000	328.35					327.68	327.48	327.48	327.34	327.24	326.92

Base Flows	Base Flow AWS	Persistent CR AWS (ft <sup>2</sup> /ft)									
		Peaking Flows									
		1700	2500	3350	4400	5600	6700	7500	8800	9550	10700
700	200.44	200.44	200.44	200.44	200.44	200.44	200.44	200.44	200.44	200.44	200.44
1000	225.23	225.23	225.23	225.23	225.23	225.23	225.23	225.23	225.23	225.23	225.23
1250	239.93	239.63	237.33	237.33	237.33	237.33	237.33	237.33	237.33	237.33	237.33
1500	241.50	241.20	238.80	238.80	238.80	238.80	238.80	238.80	238.80	238.80	238.80
1750	252.06		249.63	249.63	249.34	248.12	248.12	248.12	247.59	247.59	247.59
2000	266.40		264.00	263.70	263.08	260.62	260.18	260.18	259.65	259.28	258.88
2250	280.17		278.07	277.60	276.56	274.10	273.66	273.66	273.13	272.76	271.99
2500	294.08		294.08	293.48	292.44	289.98	289.54	289.54	289.01	288.63	287.47
3000	323.54				322.86	320.93	317.87	317.43	316.89	316.52	315.35
3500	340.23					338.42	335.36	334.92	334.92	334.39	334.01
4000	351.55						350.04	346.98	346.54	346.01	345.63
5000	373.39								371.72	371.28	370.75

Base Flows	% at Base Flow	% Loss Persistent AWS									
		Peaking Flows									
		1700	2500	3350	4400	5600	6700	7500	8800	9550	10700
700	0	0	0	0	0	0	0	0	0	0	0
1000	0	0	0	0	0	0	0	0	0	0	0
1250	0	0	0	0	0	0	0	0	0	0	0
1500	0	0	1	1	1	1	1	1	1	1	1
1750	0		0	0	0	1	1	1	1	1	1
2000	0		0	0	0	1	1	1	1	1	1
2250	0		0	0	0	1	1	1	1	1	1
2500	0		0	0	0	0	1	1	1	1	1
3000	0			0	0	1	1	1	1	1	1
3500	0				0	1	1	1	1	1	1
4000	0					0	1	1	1	1	1
5000	0						0	0	0	0	0

Base Flows	% at Base Flow	% Loss Persistent CR AWS									
		Peaking Flows									
		1700	2500	3350	4400	5600	6700	7500	8800	9550	10700
700	0	0	0	0	0	0	0	0	0	0	0
1000	0	0	0	0	0	0	0	0	0	0	0
1250	0	0	0	1	1	1	1	1	1	1	1
1500	0	0	1	1	1	1	1	1	1	1	1
1750	0		1	1	1	1	2	2	2	2	2
2000	0		1	1	1	1	2	2	2	3	3
2250	0		1	1	1	1	2	2	2	3	3
2500	0			0	0	1	1	2	2	2	2
3000	0				0	1	2	2	2	2	3
3500	0						1	1	2	2	2
4000	0							0	1	1	2
5000	0								0	1	1

Wilder and Wilder CR GHC Deep-Slow persistent habitat (Winter).

Base Flows	Base Flow AWS	Persistent AWS (ft <sup>2</sup> /ft)									
		Peaking Flows									
		1700	2500	3350	4400	5600	6700	7500	8800	9550	10700
700	153.51	111.91	81.51	61.44	42.78	29.11	23.80	21.27	19.36	18.68	17.94
1000	148.19	118.90	86.90	65.67	45.77	31.47	26.03	22.78	20.59	19.83	19.09
1250	142.49	124.27	90.94	69.12	47.64	32.71	27.08	23.79	21.42	20.53	19.64
1500	134.78	127.18	93.41	71.10	49.31	34.28	28.49	24.97	22.60	21.71	20.82
1750	130.63		98.12	75.11	52.48	36.41	30.36	26.78	24.30	23.41	22.52
2000	123.23		100.94	77.65	54.45	37.62	31.57	27.96	25.33	24.44	23.53
2250	114.48		104.83	80.85	56.87	39.15	32.90	29.26	26.24	25.35	24.45
2500	108.23		108.23	83.49	59.34	40.68	33.89	30.26	26.99	26.10	25.19
3000	100.02			90.09	64.48	44.41	36.26	32.62	28.47	27.58	26.47
3500	91.38				69.38	48.64	39.47	35.72	31.17	30.23	29.09
4000	81.20				71.42	50.70	41.19	37.19	32.64	31.67	30.53
5000	65.07					55.63	45.99	41.57	36.49	35.44	33.94

Base Flows	Base Flow AWS	Persistent CR AWS (ft <sup>2</sup> /ft)									
		Peaking Flows									
		1700	2500	3350	4400	5600	6700	7500	8800	9550	10700
700	45.15	16.71	5.63	3.43	2.50	2.29	1.32	1.24	0.76	0.60	0.59
1000	36.80	21.02	6.65	3.78	2.83	2.55	1.58	1.47	0.98	0.80	0.79
1250	32.51	25.08	7.62	4.55	3.60	3.08	1.92	1.70	1.21	1.03	1.02
1500	30.94	27.80	8.80	5.03	3.89	3.38	2.21	1.92	1.43	1.25	1.24
1750	27.94		10.21	5.61	4.47	3.77	2.60	2.12	1.63	1.45	1.44
2000	22.07		11.38	6.29	4.81	4.11	2.95	2.37	1.88	1.70	1.67
2250	18.05		12.83	7.01	5.10	4.40	3.23	2.46	1.88	1.70	1.67
2500	16.02		16.02	7.98	5.78	4.78	3.62	2.85	2.26	2.09	2.06
3000	13.94			11.12	6.99	5.65	4.05	3.28	2.68	2.50	2.47
3500	13.35				8.47	6.73	5.13	4.36	3.76	3.39	3.27
4000	12.61				9.67	7.45	5.85	4.88	4.28	3.81	3.69
5000	10.73					9.26	7.47	6.50	5.71	5.24	4.92

Base Flows	% at Base Flow	% Loss Persistent AWS									
		Peaking Flows									
		1700	2500	3350	4400	5600	6700	7500	8800	9550	10700
700	0	27	47	60	72	81	84	86	87	88	88
1000	0	20	41	56	69	79	82	85	86	87	87
1250	0	13	36	51	67	77	81	83	85	86	86
1500	0	6	31	47	63	75	79	81	83	84	85
1750	0		25	43	60	72	77	79	81	82	83
2000	0		18	37	56	69	74	77	79	80	81
2250	0		8	29	50	66	71	74	77	78	79
2500	0		0	23	45	62	69	72	75	76	77
3000	0			10	36	56	64	67	72	72	74
3500	0				24	47	57	61	66	67	68
4000	0				12	38	49	54	60	61	62
5000	0					15	29	36	44	46	48

Base Flows	% at Base Flow	% Loss Persistent CR AWS									
		Peaking Flows									
		1700	2500	3350	4400	5600	6700	7500	8800	9550	10700
700	0	63	88	92	94	95	97	97	98	99	99
1000	0	43	82	90	92	93	96	96	97	98	98
1250	0	23	77	86	89	91	94	95	96	97	97
1500	0	10	72	84	87	89	93	94	95	96	96
1750	0		63	80	84	87	91	92	94	95	95
2000	0		48	72	78	81	87	89	91	92	92
2250	0		29	61	72	76	82	86	90	91	91
2500	0		0	50	64	70	77	82	86	87	87
3000	0			20	50	59	71	76	81	82	82
3500	0				37	50	62	67	72	75	76
4000	0				23	41	54	61	66	70	71
5000	0					14	30	39	47	51	54

Wilder and Wilder CR GHC Deep-Slow persistent habitat (Spring).

Base Flows	Base Flow AWS	Persistent AWS (ft <sup>2</sup> /ft)									
		Peaking Flows									
		1700	2500	3350	4400	5600	6700	7500	8800	9550	10700
700	129.59	106.66	79.98	60.65	43.24	29.13	24.46	21.95	19.73	19.33	18.51
1000	129.84	112.28	84.22	64.34	45.95	31.44	26.77	23.53	21.16	20.76	19.92
1250	128.49	116.86	87.64	66.95	47.46	32.60	27.75	24.36	21.83	21.44	20.45
1500	125.92	119.89	90.41	69.46	49.75	34.35	29.50	25.90	23.37	22.97	21.99
1750	122.76		94.54	73.23	53.01	36.63	31.52	27.91	25.27	24.85	23.87
2000	117.36		97.09	75.37	54.69	37.72	32.44	28.84	26.04	25.63	24.64
2250	109.27		99.61	77.48	56.52	38.91	33.43	29.83	26.83	26.42	25.43
2500	102.56		102.56	79.81	58.67	40.17	34.29	30.69	27.46	27.04	26.06
3000	94.88			85.87	63.08	43.26	36.45	32.68	28.75	28.33	27.11
3500	86.58				66.87	46.70	39.17	35.29	30.96	30.49	29.27
4000	77.85				68.96	48.64	41.03	36.75	32.41	31.91	30.69
5000	62.07					53.60	45.78	41.39	36.49	35.74	33.99

Base Flows	Base Flow AWS	Persistent CR AWS (ft <sup>2</sup> /ft)									
		Peaking Flows									
		1700	2500	3350	4400	5600	6700	7500	8800	9550	10700
700	35.91	16.30	6.61	4.34	3.73	2.71	1.95	1.54	1.28	1.27	0.99
1000	31.33	20.61	7.69	4.66	4.05	3.02	2.27	1.76	1.50	1.49	1.19
1250	27.79	23.95	8.50	5.04	4.42	3.40	2.64	2.13	1.87	1.87	1.57
1500	28.19	25.79	9.65	5.30	4.69	3.43	2.67	2.15	1.89	1.88	1.58
1750	25.92		11.23	6.21	5.40	4.14	3.38	2.86	2.56	2.50	2.20
2000	20.85		12.12	6.53	5.61	4.35	3.60	3.07	2.78	2.71	2.42
2250	18.01		13.17	6.88	5.66	4.39	3.64	3.11	2.82	2.76	2.46
2500	16.18		16.18	7.95	6.50	5.04	4.28	3.76	3.37	3.30	3.01
3000	13.28			10.53	7.48	5.92	4.78	4.25	3.86	3.80	3.41
3500	11.88				8.43	6.86	5.71	5.19	4.80	4.54	4.14
4000	10.75				9.17	7.30	6.15	5.43	5.04	4.68	4.29
5000	10.28					8.61	7.34	6.61	6.07	5.70	5.11

Base Flows	% at Base Flow	% Loss Persistent AWS									
		Peaking Flows									
		1700	2500	3350	4400	5600	6700	7500	8800	9550	10700
700	0	18	38	53	67	78	81	83	85	85	86
1000	0	14	35	50	65	76	79	82	84	84	85
1250	0	9	32	48	63	75	78	81	83	83	84
1500	0	5	28	45	60	73	77	79	81	82	83
1750	0		23	40	57	70	74	77	79	80	81
2000	0		17	36	53	68	72	75	78	78	79
2250	0		9	29	48	64	69	73	75	76	77
2500	0		0	22	43	61	67	70	73	74	75
3000	0			10	34	54	62	66	70	70	71
3500	0				23	46	55	59	64	65	66
4000	0				11	38	47	53	58	59	61
5000	0					14	26	33	41	42	45

Base Flows	% at Base Flow	% Loss Persistent CR AWS									
		Peaking Flows									
		1700	2500	3350	4400	5600	6700	7500	8800	9550	10700
700	0	55	82	88	90	92	95	96	96	96	97
1000	0	34	75	85	87	90	93	94	95	95	96
1250	0	14	69	82	84	88	90	92	93	93	94
1500	0	9	66	81	83	88	91	92	93	93	94
1750	0		57	76	79	84	87	89	90	90	92
2000	0		42	69	73	79	83	85	87	87	88
2250	0		27	62	69	76	80	83	84	85	86
2500	0		0	51	60	69	74	77	79	80	81
3000	0			21	44	55	64	68	71	71	74
3500	0				29	42	52	56	60	62	65
4000	0				15	32	43	50	53	56	60
5000	0					16	29	36	41	45	50



Wilder and Wilder CR GHC Deep-Slow persistent habitat (Summer).

Base Flows	Base Flow AWS	Persistent AWS (ft <sup>2</sup> /ft)									
		Peaking Flows									
		1700	2500	3350	4400	5600	6700	7500	8800	9550	10700
700	192.48	126.83	84.89	61.88	43.62	29.24	24.29	21.20	19.39	18.54	17.58
1000	180.28	133.77	90.04	65.65	46.21	31.33	26.38	22.53	20.56	19.72	18.72
1250	169.98	139.77	94.07	68.43	47.56	32.20	27.01	23.16	21.05	20.19	19.04
1500	157.12	144.01	97.91	71.62	50.00	33.84	28.60	24.52	22.40	21.54	20.39
1750	148.24		103.78	76.66	53.58	36.44	30.88	26.66	24.42	23.48	22.14
2000	136.79		107.07	79.47	55.60	37.65	31.92	27.70	25.29	24.32	22.83
2250	123.43		110.48	82.32	57.93	39.34	32.98	28.69	26.08	25.10	23.61
2500	114.06		114.06	85.04	60.29	40.75	33.82	29.53	26.66	25.67	24.18
3000	104.70			92.88	66.23	44.70	36.68	32.39	28.58	27.59	25.90
3500	94.49				71.15	48.86	39.91	35.51	31.20	30.13	28.44
4000	84.93				74.24	51.44	42.26	36.95	32.48	31.40	29.71
5000	67.25					57.68	48.01	42.01	37.08	35.76	33.67

Base Flows	Base Flow AWS	Persistent CR AWS (ft <sup>2</sup> /ft)									
		Peaking Flows									
		1700	2500	3350	4400	5600	6700	7500	8800	9550	10700
700	88.71	26.93	8.64	3.73	2.38	1.71	1.22	0.85	0.62	0.42	0.42
1000	69.36	32.16	10.52	4.01	2.56	1.79	1.29	0.85	0.62	0.42	0.42
1250	57.37	37.03	11.48	4.35	2.91	2.11	1.51	1.06	0.83	0.62	0.62
1500	47.97	39.50	13.04	5.23	3.43	2.30	1.63	1.15	0.91	0.69	0.69
1750	39.62		15.07	6.26	4.02	2.90	2.17	1.67	1.42	1.20	1.09
2000	30.96		16.12	6.47	4.14	2.99	2.21	1.71	1.43	1.22	1.09
2250	25.18		17.98	7.39	4.60	3.45	2.33	1.76	1.48	1.25	1.12
2500	21.65		21.65	8.62	5.25	3.82	2.70	2.13	1.78	1.55	1.42
3000	16.78			12.38	6.70	4.54	3.15	2.58	2.14	1.91	1.78
3500	14.53				8.09	5.40	3.68	3.11	2.61	2.14	2.01
4000	12.76					10.11	6.54	4.79	3.42	2.92	2.31
5000	11.64						8.74	6.80	5.17	4.67	4.18

Base Flows	% at Base Flow	% Loss Persistent AWS									
		Peaking Flows									
		1700	2500	3350	4400	5600	6700	7500	8800	9550	10700
700	0	34	56	68	77	85	87	89	90	90	91
1000	0	26	50	64	74	83	85	88	89	89	90
1250	0	18	45	60	72	81	84	86	88	88	89
1500	0	8	38	54	68	78	82	84	86	86	87
1750	0		30	48	64	75	79	82	84	84	85
2000	0		22	42	59	72	77	80	82	82	83
2250	0		10	33	53	68	73	77	79	80	81
2500	0		0	25	47	64	70	74	77	77	79
3000	0			11	37	57	65	69	73	74	75
3500	0				25	48	58	62	67	68	70
4000	0				13	39	50	56	62	63	65
5000	0					14	29	38	45	47	50

Base Flows	% at Base Flow	% Loss Persistent CR AWS									
		Peaking Flows									
		1700	2500	3350	4400	5600	6700	7500	8800	9550	10700
700	0	70	90	96	97	98	99	99	99	99	100
1000	0	54	85	94	96	97	98	99	99	99	99
1250	0	35	80	92	95	96	97	98	99	99	99
1500	0	18	73	89	93	95	97	98	98	99	99
1750	0		62	84	90	93	95	96	96	97	97
2000	0		48	79	87	90	93	94	95	96	96
2250	0		29	71	82	86	91	93	94	95	96
2500	0		0	60	76	82	88	90	92	93	93
3000	0			26	60	73	81	85	87	89	89
3500	0				44	63	75	79	82	85	86
4000	0				21	49	62	73	77	81	82
5000	0					25	42	56	60	64	67

Wilder and Wilder CR GHC Deep-Slow persistent habitat (Fall).

Base Flows	Base Flow AWS	Persistent AWS (ft <sup>2</sup> /ft)									
		Peaking Flows									
		1700	2500	3350	4400	5600	6700	7500	8800	9550	10700
700	154.24	112.35	81.12	61.17	42.71	28.97	23.57	21.06	19.29	18.57	17.81
1000	149.55	119.72	86.87	65.72	45.79	31.57	26.03	22.79	20.82	19.88	19.12
1250	143.76	124.95	90.90	69.15	47.59	32.79	27.06	23.82	21.65	20.58	19.67
1500	135.78	127.81	93.29	71.38	49.49	34.38	28.49	24.98	22.81	21.74	20.84
1750	130.99		98.33	75.55	52.66	36.50	30.35	26.78	24.51	23.44	22.53
2000	123.57		101.22	78.08	54.62	37.70	31.55	27.98	25.56	24.49	23.57
2250	114.50		104.56	80.92	56.90	39.10	32.75	29.12	26.34	25.27	24.35
2500	108.30		108.30	83.93	59.32	40.60	33.68	30.06	26.99	25.92	25.00
3000	99.86			90.69	64.68	44.42	36.13	32.51	28.69	27.62	26.50
3500	91.44				69.33	48.62	39.48	35.74	31.40	30.27	29.12
4000	81.60				71.71	50.83	41.19	37.20	32.85	31.72	30.56
5000	65.25					55.78	46.00	41.60	36.72	35.49	33.97

Base Flows	Base Flow AWS	Persistent CR AWS (ft <sup>2</sup> /ft)									
		Peaking Flows									
		1700	2500	3350	4400	5600	6700	7500	8800	9550	10700
700	46.00	16.57	5.42	3.23	2.37	2.11	1.17	1.03	0.62	0.60	0.59
1000	37.39	21.09	6.64	3.78	2.93	2.57	1.62	1.45	1.04	0.80	0.79
1250	32.87	24.49	7.33	4.27	3.42	3.00	1.86	1.70	1.27	1.03	1.02
1500	31.49	27.46	8.69	5.03	3.99	3.40	2.26	1.90	1.47	1.24	1.22
1750	28.19		10.22	5.63	4.58	3.80	2.66	2.12	1.69	1.45	1.44
2000	21.88		11.27	6.18	4.83	4.05	2.91	2.37	1.94	1.70	1.67
2250	18.26		12.72	6.69	5.12	4.33	3.19	2.37	1.94	1.70	1.67
2500	16.09		16.09	7.93	5.74	4.66	3.52	2.69	2.17	1.93	1.90
3000	14.00			11.22	7.23	5.67	4.10	3.27	2.73	2.50	2.47
3500	13.35				8.72	6.77	5.19	4.36	3.82	3.39	3.27
4000	12.71				9.87	7.43	5.86	4.83	4.29	3.81	3.69
5000	10.74					9.29	7.52	6.50	5.77	5.24	4.92

Base Flows	% at Base Flow	% Loss Persistent AWS									
		Peaking Flows									
		1700	2500	3350	4400	5600	6700	7500	8800	9550	10700
700	0	27	47	60	72	81	85	86	87	88	88
1000	0	20	42	56	69	79	83	85	86	87	87
1250	0	13	37	52	67	77	81	83	85	86	86
1500	0	6	31	47	64	75	79	82	83	84	85
1750	0		25	42	60	72	77	80	81	82	83
2000	0		18	37	56	69	74	77	79	80	81
2250	0		9	29	50	66	71	75	77	78	79
2500	0		0	22	45	63	69	72	75	76	77
3000	0			9	35	56	64	67	71	72	73
3500	0				24	47	57	61	66	67	68
4000	0				12	38	50	54	60	61	63
5000	0					15	29	36	44	46	48

Base Flows	% at Base Flow	% Loss Persistent CR AWS									
		Peaking Flows									
		1700	2500	3350	4400	5600	6700	7500	8800	9550	10700
700	0	64	88	93	95	95	97	98	99	99	99
1000	0	44	82	90	92	93	96	96	97	98	98
1250	0	26	78	87	90	91	94	95	96	97	97
1500	0	13	72	84	87	89	93	94	95	96	96
1750	0		64	80	84	87	91	92	94	95	95
2000	0		48	72	78	81	87	89	91	92	92
2250	0		30	63	72	76	82	87	89	91	91
2500	0		0	51	64	71	78	83	87	88	88
3000	0			20	48	59	71	77	81	82	82
3500	0				35	49	61	67	71	75	76
4000	0				22	41	54	62	66	70	71
5000	0					14	30	40	46	51	54

Wilder and Wilder CR GHC Shallow-Fast persistent habitat (Winter).

Base Flows	Base Flow AWS	Persistent AWS (ft <sup>2</sup> /ft)									
		Peaking Flows									
		1700	2500	3350	4400	5600	6700	7500	8800	9550	10700
700	18.21	11.08	5.46	1.43	0.59	0.09	0.00	0.00	0.00	0.00	0.00
1000	20.88	15.26	8.07	2.58	0.85	0.22	0.00	0.00	0.00	0.00	0.00
1250	22.64	19.15	11.38	4.05	1.27	0.37	0.04	0.00	0.00	0.00	0.00
1500	24.28	22.59	14.23	6.35	2.17	0.45	0.08	0.00	0.00	0.00	0.00
1750	28.29		19.84	10.88	5.07	0.83	0.10	0.00	0.00	0.00	0.00
2000	30.30		23.71	13.01	6.68	0.92	0.15	0.00	0.00	0.00	0.00
2250	30.57		26.45	14.97	8.17	1.41	0.26	0.04	0.00	0.00	0.00
2500	29.29		29.29	17.16	9.73	1.81	0.31	0.08	0.00	0.00	0.00
3000	23.61			20.19	11.97	3.33	0.79	0.11	0.01	0.00	0.00
3500	22.00				14.30	5.43	1.66	0.53	0.18	0.03	0.00
4000	21.80				17.66	8.24	3.51	1.84	0.58	0.25	0.10
5000	15.31					11.50	6.17	3.95	1.43	0.61	0.30

Base Flows	Base Flow AWS	Persistent CR AWS (ft <sup>2</sup> /ft)									
		Peaking Flows									
		1700	2500	3350	4400	5600	6700	7500	8800	9550	10700
700	65.14	43.50	24.00	9.18	4.49	0.72	0.00	0.00	0.00	0.00	0.00
1000	66.29	51.79	30.67	12.98	5.74	1.70	0.00	0.00	0.00	0.00	0.00
1250	67.17	57.66	35.33	14.51	7.07	2.31	0.30	0.00	0.00	0.00	0.00
1500	68.00	64.39	41.02	19.05	9.46	2.68	0.64	0.00	0.00	0.00	0.00
1750	71.44		48.83	24.02	12.84	3.49	0.65	0.00	0.00	0.00	0.00
2000	73.70		56.22	27.90	14.94	3.76	0.71	0.00	0.00	0.00	0.00
2250	73.68		62.84	32.32	18.04	5.28	0.83	0.05	0.00	0.00	0.00
2500	71.82		71.82	39.16	23.36	6.64	0.89	0.09	0.00	0.00	0.00
3000	56.36			46.84	30.80	12.04	2.46	0.12	0.02	0.00	0.00
3500	50.83				36.84	17.48	4.73	1.04	0.20	0.03	0.00
4000	50.48				43.97	23.78	9.49	4.00	0.98	0.29	0.12
5000	41.56					32.15	16.22	9.92	2.92	0.87	0.34

Base Flows	% at Base Flow	% Loss Persistent AWS									
		Peaking Flows									
		1700	2500	3350	4400	5600	6700	7500	8800	9550	10700
700	0	39	70	92	97	99	100	100	100	100	100
1000	0	27	61	88	96	99	100	100	100	100	100
1250	0	15	50	82	94	98	100	100	100	100	100
1500	0	7	41	74	91	98	100	100	100	100	100
1750	0		30	62	82	97	100	100	100	100	100
2000	0		22	57	78	97	100	100	100	100	100
2250	0		13	51	73	95	99	100	100	100	100
2500	0		0	41	67	94	99	100	100	100	100
3000	0			14	49	86	97	100	100	100	100
3500	0				35	75	92	98	99	100	100
4000	0				19	62	84	92	97	99	100
5000	0					25	60	74	91	96	98

Base Flows	% at Base Flow	% Loss Persistent CR AWS									
		Peaking Flows									
		1700	2500	3350	4400	5600	6700	7500	8800	9550	10700
700	0	33	63	86	93	99	100	100	100	100	100
1000	0	22	54	80	91	97	100	100	100	100	100
1250	0	14	47	78	89	97	100	100	100	100	100
1500	0	5	40	72	86	96	99	100	100	100	100
1750	0		32	66	82	95	99	100	100	100	100
2000	0		24	62	80	95	99	100	100	100	100
2250	0		15	56	76	93	99	100	100	100	100
2500	0		0	45	67	91	99	100	100	100	100
3000	0			17	45	79	96	100	100	100	100
3500	0				28	66	91	98	100	100	100
4000	0				13	53	81	92	98	99	100
5000	0					23	61	76	93	98	99

Wilder and Wilder CR GHC Shallow-Fast persistent habitat (Spring).

Base Flows	Base Flow AWS	Persistent AWS (ft <sup>2</sup> /ft)									
		Peaking Flows									
		1700	2500	3350	4400	5600	6700	7500	8800	9550	10700
700	27.31	15.70	10.08	4.22	0.79	0.09	0.00	0.00	0.00	0.00	0.00
1000	25.73	16.99	10.96	4.75	1.01	0.19	0.01	0.00	0.00	0.00	0.00
1250	24.51	18.55	12.18	5.41	1.21	0.19	0.01	0.00	0.00	0.00	0.00
1500	23.04	20.87	14.10	6.94	1.84	0.31	0.04	0.02	0.00	0.00	0.00
1750	23.13		16.20	8.59	3.08	0.78	0.08	0.02	0.00	0.00	0.00
2000	23.70		18.73	9.85	4.13	1.18	0.27	0.15	0.00	0.00	0.00
2250	24.12		21.45	11.78	5.63	1.90	0.41	0.30	0.12	0.00	0.00
2500	23.38		23.38	12.99	6.57	2.66	0.58	0.41	0.21	0.00	0.00
3000	18.37			14.87	7.96	3.84	1.28	0.85	0.37	0.12	0.00
3500	14.41				9.31	4.94	1.94	1.11	0.45	0.17	0.00
4000	13.44				11.25	6.74	3.10	1.87	0.68	0.21	0.00
5000	11.44					9.47	5.17	3.68	1.47	0.45	0.04

Base Flows	Base Flow AWS	Persistent CR AWS (ft <sup>2</sup> /ft)									
		Peaking Flows									
		1700	2500	3350	4400	5600	6700	7500	8800	9550	10700
700	65.43	34.59	19.59	10.79	3.00	0.11	0.00	0.00	0.00	0.00	0.00
1000	59.95	37.74	21.71	11.93	3.60	0.21	0.02	0.00	0.00	0.00	0.00
1250	57.79	42.24	25.81	14.66	4.39	0.21	0.02	0.00	0.00	0.00	0.00
1500	53.92	48.19	31.31	19.52	6.23	0.45	0.05	0.02	0.00	0.00	0.00
1750	53.48		37.33	24.32	10.42	1.96	0.09	0.02	0.00	0.00	0.00
2000	54.26		43.32	27.61	13.22	2.95	0.40	0.17	0.00	0.00	0.00
2250	55.62		48.99	31.24	16.35	4.93	0.56	0.34	0.13	0.00	0.00
2500	54.29		54.29	34.21	18.72	6.63	0.86	0.46	0.24	0.00	0.00
3000	44.28			38.71	22.48	9.98	2.38	1.43	0.42	0.14	0.00
3500	39.22				25.37	12.49	3.95	1.89	0.51	0.19	0.00
4000	36.72				30.99	17.96	8.06	4.42	1.17	0.24	0.00
5000	30.61					26.45	15.34	10.64	3.72	0.89	0.05

Base Flows	% at Base Flow	% Loss Persistent AWS									
		Peaking Flows									
		1700	2500	3350	4400	5600	6700	7500	8800	9550	10700
700	0	43	63	85	97	100	100	100	100	100	100
1000	0	34	57	82	96	99	100	100	100	100	100
1250	0	24	50	78	95	99	100	100	100	100	100
1500	0	9	39	70	92	99	100	100	100	100	100
1750	0		30	63	87	97	100	100	100	100	100
2000	0		21	58	83	95	99	99	100	100	100
2250	0		11	51	77	92	98	99	100	100	100
2500	0		0	44	72	89	98	98	99	100	100
3000	0			19	57	79	93	95	98	99	100
3500	0				35	66	87	92	97	99	100
4000	0				16	50	77	86	95	98	100
5000	0					17	55	68	87	96	100

Base Flows	% at Base Flow	% Loss Persistent CR AWS									
		Peaking Flows									
		1700	2500	3350	4400	5600	6700	7500	8800	9550	10700
700	0	47	70	84	95	100	100	100	100	100	100
1000	0	37	64	80	94	100	100	100	100	100	100
1250	0	27	55	75	92	100	100	100	100	100	100
1500	0	11	42	64	88	99	100	100	100	100	100
1750	0		30	55	81	96	100	100	100	100	100
2000	0		20	49	76	95	99	100	100	100	100
2250	0		12	44	71	91	99	99	100	100	100
2500	0		0	37	66	88	98	99	100	100	100
3000	0			13	49	77	95	97	99	100	100
3500	0				35	68	90	95	99	100	100
4000	0				16	51	78	88	97	99	100
5000	0					14	50	65	88	97	100

Wilder and Wilder CR GHC Shallow-Fast persistent habitat (Summer).

Base Flows	Base Flow AWS	Persistent AWS (ft <sup>2</sup> /ft)									
		Peaking Flows									
		1700	2500	3350	4400	5600	6700	7500	8800	9550	10700
700	10.07	3.78	2.55	0.89	0.34	0.00	0.00	0.00	0.00	0.00	0.00
1000	11.98	6.69	4.34	1.61	0.61	0.09	0.00	0.00	0.00	0.00	0.00
1250	15.65	11.00	7.22	3.05	0.81	0.26	0.00	0.00	0.00	0.00	0.00
1500	18.23	15.41	9.84	4.40	0.98	0.38	0.02	0.00	0.00	0.00	0.00
1750	20.07		13.39	6.74	1.50	0.46	0.10	0.00	0.00	0.00	0.00
2000	22.45		18.12	9.59	2.33	0.69	0.22	0.00	0.00	0.00	0.00
2250	25.99		23.48	13.26	4.01	1.18	0.37	0.05	0.00	0.00	0.00
2500	27.92		27.92	16.91	6.64	2.62	0.44	0.09	0.00	0.00	0.00
3000	29.16			24.70	13.09	6.09	0.94	0.19	0.00	0.00	0.00
3500	26.68				16.74	8.81	1.62	0.38	0.05	0.00	0.00
4000	24.49				20.34	11.59	3.49	1.29	0.20	0.01	0.00
5000	22.03					16.29	7.06	3.86	1.04	0.47	0.24

Base Flows	Base Flow AWS	Persistent CR AWS (ft <sup>2</sup> /ft)									
		Peaking Flows									
		1700	2500	3350	4400	5600	6700	7500	8800	9550	10700
700	49.90	24.86	16.72	6.79	2.57	0.00	0.00	0.00	0.00	0.00	0.00
1000	56.10	37.81	25.14	11.20	4.64	0.66	0.00	0.00	0.00	0.00	0.00
1250	63.09	51.13	35.53	17.17	6.14	1.98	0.00	0.00	0.00	0.00	0.00
1500	64.69	60.01	42.12	21.58	7.47	2.92	0.19	0.00	0.00	0.00	0.00
1750	68.86		50.24	27.12	9.31	3.49	0.75	0.00	0.00	0.00	0.00
2000	72.90		61.50	34.56	12.23	4.68	1.70	0.00	0.00	0.00	0.00
2250	77.41		70.31	40.54	15.11	6.41	2.31	0.38	0.00	0.00	0.00
2500	81.71		81.71	49.26	21.04	10.59	2.68	0.71	0.00	0.00	0.00
3000	71.28			58.65	28.78	14.81	3.72	0.82	0.00	0.00	0.00
3500	62.98				38.69	21.94	5.88	1.14	0.06	0.00	0.00
4000	58.98				48.44	31.29	12.56	4.25	0.56	0.02	0.00
5000	50.68					41.10	20.51	10.47	2.06	0.53	0.27

Base Flows	% at Base Flow	% Loss Persistent AWS									
		Peaking Flows									
		1700	2500	3350	4400	5600	6700	7500	8800	9550	10700
700	0	62	75	91	97	100	100	100	100	100	100
1000	0	44	64	87	95	99	100	100	100	100	100
1250	0	30	54	81	95	98	100	100	100	100	100
1500	0	15	46	76	95	98	100	100	100	100	100
1750	0		33	66	93	98	100	100	100	100	100
2000	0		19	57	90	97	99	100	100	100	100
2250	0		10	49	85	95	99	100	100	100	100
2500	0		0	39	76	91	98	100	100	100	100
3000	0			15	55	79	97	99	100	100	100
3500	0				37	67	94	99	100	100	100
4000	0				17	53	86	95	99	100	100
5000	0					26	68	82	95	98	99

Base Flows	% at Base Flow	% Loss Persistent CR AWS									
		Peaking Flows									
		1700	2500	3350	4400	5600	6700	7500	8800	9550	10700
700	0	50	67	86	95	100	100	100	100	100	100
1000	0	33	55	80	92	99	100	100	100	100	100
1250	0	19	44	73	90	97	100	100	100	100	100
1500	0	7	35	67	88	95	100	100	100	100	100
1750	0		27	61	86	95	99	100	100	100	100
2000	0		16	53	83	94	98	100	100	100	100
2250	0		9	48	80	92	97	100	100	100	100
2500	0		0	40	74	87	97	99	100	100	100
3000	0			18	60	79	95	99	100	100	100
3500	0				39	65	91	98	100	100	100
4000	0				18	47	79	93	99	100	100
5000	0					19	60	79	96	99	99

Wilder and Wilder CR GHC Shallow-Fast persistent habitat (Fall).

Base Flows	Base Flow AWS	Persistent AWS (ft <sup>2</sup> /ft)									
		Peaking Flows									
		1700	2500	3350	4400	5600	6700	7500	8800	9550	10700
700	17.87	10.96	5.88	1.45	0.52	0.02	0.00	0.00	0.00	0.00	0.00
1000	19.51	14.33	8.30	2.52	0.80	0.18	0.00	0.00	0.00	0.00	0.00
1250	22.00	18.73	11.33	3.87	0.95	0.28	0.05	0.00	0.00	0.00	0.00
1500	23.89	22.31	14.37	6.46	2.07	0.46	0.09	0.00	0.00	0.00	0.00
1750	27.88		19.78	10.82	4.47	0.75	0.09	0.00	0.00	0.00	0.00
2000	30.59		24.21	13.51	6.52	0.96	0.15	0.00	0.00	0.00	0.00
2250	31.15		26.92	15.44	8.12	1.42	0.22	0.05	0.00	0.00	0.00
2500	29.62		29.62	17.49	9.47	1.83	0.31	0.08	0.00	0.00	0.00
3000	24.34			20.87	12.09	3.33	0.77	0.12	0.01	0.00	0.00
3500	21.95				14.37	5.41	1.50	0.49	0.13	0.04	0.00
4000	21.85				17.74	8.40	3.32	1.62	0.56	0.24	0.09
5000	16.02					11.79	6.13	3.87	1.47	0.61	0.32

Base Flows	Base Flow AWS	Persistent CR AWS (ft <sup>2</sup> /ft)									
		Peaking Flows									
		1700	2500	3350	4400	5600	6700	7500	8800	9550	10700
700	65.02	43.34	25.03	8.95	3.96	0.19	0.00	0.00	0.00	0.00	0.00
1000	66.16	51.42	31.99	12.69	5.40	1.37	0.00	0.00	0.00	0.00	0.00
1250	67.00	57.67	36.53	14.27	6.18	2.08	0.38	0.00	0.00	0.00	0.00
1500	68.74	64.41	42.16	18.87	9.04	2.73	0.71	0.00	0.00	0.00	0.00
1750	72.31		50.12	24.22	12.30	3.31	0.71	0.00	0.00	0.00	0.00
2000	75.51		57.55	28.42	14.53	3.76	0.78	0.00	0.00	0.00	0.00
2250	75.29		64.28	33.10	17.91	5.42	0.85	0.06	0.00	0.00	0.00
2500	72.36		72.36	39.07	21.94	6.65	0.96	0.09	0.00	0.00	0.00
3000	56.90			47.91	30.38	12.12	2.39	0.14	0.02	0.00	0.00
3500	51.00				36.67	17.92	4.60	1.00	0.15	0.05	0.00
4000	51.15				43.87	24.19	9.33	3.70	0.96	0.27	0.11
5000	41.94					32.50	16.10	9.66	2.97	0.85	0.36

Base Flows	% at Base Flow	% Loss Persistent AWS									
		Peaking Flows									
		1700	2500	3350	4400	5600	6700	7500	8800	9550	10700
700	0	39	67	92	97	100	100	100	100	100	100
1000	0	27	57	87	96	99	100	100	100	100	100
1250	0	15	48	82	96	99	100	100	100	100	100
1500	0	7	40	73	91	98	100	100	100	100	100
1750	0		29	61	84	97	100	100	100	100	100
2000	0		21	56	79	97	100	100	100	100	100
2250	0		14	50	74	95	99	100	100	100	100
2500	0		0	41	68	94	99	100	100	100	100
3000	0			14	50	86	97	100	100	100	100
3500	0				35	75	93	98	99	100	100
4000	0				19	62	85	93	97	99	100
5000	0					26	62	76	91	96	98

Base Flows	% at Base Flow	% Loss Persistent CR AWS									
		Peaking Flows									
		1700	2500	3350	4400	5600	6700	7500	8800	9550	10700
700	0	33	62	86	94	100	100	100	100	100	100
1000	0	22	52	81	92	98	100	100	100	100	100
1250	0	14	45	79	91	97	99	100	100	100	100
1500	0	6	39	73	87	96	99	100	100	100	100
1750	0		31	67	83	95	99	100	100	100	100
2000	0		24	62	81	95	99	100	100	100	100
2250	0		15	56	76	93	99	100	100	100	100
2500	0		0	46	70	91	99	100	100	100	100
3000	0			16	47	79	96	100	100	100	100
3500	0				28	65	91	98	100	100	100
4000	0				14	53	82	93	98	99	100
5000	0					23	62	77	93	98	99

Wilder and Wilder CR GHC Shallow-Slow persistent habitat (Winter).

Base Flows	Base Flow AWS	Persistent AWS (ft <sup>2</sup> /ft)									
		Peaking Flows									
		1700	2500	3350	4400	5600	6700	7500	8800	9550	10700
700	122.41	79.91	57.85	42.92	32.72	23.27	18.94	17.11	14.06	12.60	10.71
1000	110.19	81.62	59.41	43.50	32.87	23.29	18.95	17.12	14.08	12.62	10.71
1250	102.03	84.85	61.80	44.66	33.18	23.44	18.95	17.12	14.08	12.62	10.71
1500	95.61	85.93	62.70	45.54	33.27	23.52	18.99	17.16	14.09	12.62	10.71
1750	85.61		64.46	47.28	34.93	24.13	19.32	17.24	14.09	12.62	10.71
2000	78.39		65.01	47.78	35.64	24.35	19.38	17.30	14.09	12.62	10.71
2250	71.74		65.68	48.33	36.26	24.74	19.50	17.37	14.01	12.49	10.52
2500	67.28		67.28	49.87	37.50	25.56	19.74	17.61	14.25	12.73	10.76
3000	59.88			53.39	40.36	28.24	20.89	18.66	14.84	13.30	11.15
3500	52.86				41.96	29.77	22.07	19.00	15.13	13.59	11.32
4000	47.49				43.12	30.93	23.04	19.58	15.21	13.62	11.17
5000	39.01					33.00	24.93	21.40	16.63	14.66	11.70

Base Flows	Base Flow AWS	Persistent CR AWS (ft <sup>2</sup> /ft)									
		Peaking Flows									
		1700	2500	3350	4400	5600	6700	7500	8800	9550	10700
700	173.75	128.18	101.25	86.55	70.94	58.25	49.13	44.18	38.39	33.96	28.04
1000	158.19	128.32	100.75	85.85	70.35	58.27	49.14	44.19	38.41	33.98	28.04
1250	157.31	137.86	107.10	87.74	70.99	58.27	49.14	44.19	38.41	33.98	28.04
1500	148.68	139.27	107.86	88.31	71.14	58.42	49.15	44.20	38.42	33.99	28.04
1750	139.42		108.81	89.14	71.98	58.77	49.31	44.20	38.42	33.99	28.04
2000	129.17		108.36	88.49	72.12	59.20	49.48	44.37	38.42	33.99	28.04
2250	120.02		108.75	88.44	72.31	58.95	49.06	43.67	37.72	33.29	27.34
2500	111.18		111.18	90.66	73.31	59.76	49.76	44.37	38.42	33.99	28.04
3000	105.65			98.38	78.79	64.75	53.37	47.58	40.83	36.29	29.61
3500	96.99				80.47	66.16	54.11	47.81	40.90	36.37	29.61
4000	86.92				80.67	66.37	53.76	47.36	40.35	35.82	29.06
5000	78.01					70.51	57.52	50.91	43.35	38.74	31.04

Base Flows	% at Base Flow	% Loss Persistent AWS									
		Peaking Flows									
		1700	2500	3350	4400	5600	6700	7500	8800	9550	10700
700	0	35	53	65	73	81	85	86	89	90	91
1000	0	26	46	61	70	79	83	84	87	89	90
1250	0	17	39	56	67	77	81	83	86	88	90
1500	0	10	34	52	65	75	80	82	85	87	89
1750	0		25	45	59	72	77	80	84	85	87
2000	0		17	39	55	69	75	78	82	84	86
2250	0		8	33	49	66	73	76	80	83	85
2500	0		0	26	44	62	71	74	79	81	84
3000	0			11	33	53	65	69	75	78	81
3500	0				21	44	58	64	71	74	79
4000	0				9	35	51	59	68	71	76
5000	0					15	36	45	57	62	70

Base Flows	% at Base Flow	% Loss Persistent CR AWS									
		Peaking Flows									
		1700	2500	3350	4400	5600	6700	7500	8800	9550	10700
700	0	26	42	50	59	66	72	75	78	80	84
1000	0	19	36	46	56	63	69	72	76	79	82
1250	0	12	32	44	55	63	69	72	76	78	82
1500	0	6	27	41	52	61	67	70	74	77	81
1750	0		22	36	48	58	65	68	72	76	80
2000	0		16	31	44	54	62	66	70	74	78
2250	0		9	26	40	51	59	64	69	72	77
2500	0		0	18	34	46	55	60	65	69	75
3000	0			7	25	39	49	55	61	66	72
3500	0				17	32	44	51	58	63	69
4000	0				7	24	38	46	54	59	67
5000	0					10	26	35	44	50	60

Wilder and Wilder CR GHC Shallow-Slow persistent habitat (Spring).

Base Flows	Base Flow AWS	Persistent AWS (ft <sup>2</sup> /ft)									
		Peaking Flows									
		1700	2500	3350	4400	5600	6700	7500	8800	9550	10700
700	99.97	69.26	51.36	38.25	31.20	21.46	17.54	16.32	13.54	12.05	9.26
1000	91.48	70.29	52.34	38.76	31.18	21.48	17.54	16.32	13.54	12.05	9.26
1250	84.29	71.55	53.51	39.86	31.79	21.82	17.54	16.32	13.54	12.05	9.26
1500	78.48	72.46	54.23	40.59	32.22	21.82	17.54	16.32	13.54	12.05	9.26
1750	72.94		56.28	42.59	34.15	22.73	18.30	17.00	14.09	12.50	9.58
2000	67.39		56.66	42.97	34.74	23.05	18.49	17.12	14.10	12.51	9.58
2250	62.11		57.40	43.59	35.43	23.49	18.49	17.12	14.05	12.40	9.41
2500	58.59		58.59	44.75	36.31	24.18	18.73	17.36	14.29	12.64	9.65
3000	51.96			46.94	37.97	25.60	19.09	17.41	14.34	12.69	9.65
3500	47.08				39.20	26.62	19.71	17.52	14.43	12.76	9.72
4000	43.24				39.80	27.21	20.23	17.86	14.64	12.97	9.57
5000	35.30					29.01	21.96	19.59	16.18	14.16	10.24

Base Flows	Base Flow AWS	Persistent CR AWS (ft <sup>2</sup> /ft)									
		Peaking Flows									
		1700	2500	3350	4400	5600	6700	7500	8800	9550	10700
700	150.59	114.17	90.91	78.44	67.00	52.82	45.45	43.31	36.50	31.63	24.25
1000	138.72	114.06	90.60	77.94	66.66	52.97	45.45	43.31	36.50	31.63	24.25
1250	130.87	115.60	91.79	79.13	67.36	53.25	45.45	43.31	36.50	31.63	24.25
1500	123.51	116.21	91.98	79.32	67.36	53.25	45.45	43.31	36.50	31.63	24.25
1750	119.89		97.10	84.25	71.91	56.63	48.22	45.72	38.44	33.46	25.54
2000	112.10		96.75	83.89	72.34	56.95	48.55	45.80	38.52	33.54	25.54
2250	104.37		96.91	83.61	72.31	56.63	47.85	45.10	37.82	32.84	24.84
2500	98.77		98.77	85.45	73.11	57.43	48.55	45.80	38.52	33.54	25.54
3000	93.08			88.89	74.61	58.16	48.70	45.94	38.66	33.68	25.54
3500	88.67				76.36	59.40	49.28	46.16	38.79	33.68	25.54
4000	81.64				76.49	59.52	49.14	46.01	38.48	33.38	24.99
5000	72.54					62.67	52.17	49.05	41.22	36.12	26.69

Base Flows	% at Base Flow	% Loss Persistent AWS									
		Peaking Flows									
		1700	2500	3350	4400	5600	6700	7500	8800	9550	10700
700	0	31	49	62	69	79	82	84	86	88	91
1000	0	23	43	58	66	77	81	82	85	87	90
1250	0	15	37	53	62	74	79	81	84	86	89
1500	0	8	31	48	59	72	78	79	83	85	88
1750	0		23	42	53	69	75	77	81	83	87
2000	0		16	36	48	66	73	75	79	81	86
2250	0		8	30	43	62	70	72	77	80	85
2500	0		0	24	38	59	68	70	76	78	84
3000	0			10	27	51	63	66	72	76	81
3500	0				17	43	58	63	69	73	79
4000	0				8	37	53	59	66	70	78
5000	0					18	38	45	54	60	71

Base Flows	% at Base Flow	% Loss Persistent CR AWS									
		Peaking Flows									
		1700	2500	3350	4400	5600	6700	7500	8800	9550	10700
700	0	24	40	48	56	65	70	71	76	79	84
1000	0	18	35	44	52	62	67	69	74	77	83
1250	0	12	30	40	49	59	65	67	72	76	81
1500	0	6	26	36	45	57	63	65	70	74	80
1750	0		19	30	40	53	60	62	68	72	79
2000	0		14	25	35	49	57	59	66	70	77
2250	0		7	20	31	46	54	57	64	69	76
2500	0		0	13	26	42	51	54	61	66	74
3000	0			4	20	38	48	51	58	64	73
3500	0				14	33	44	48	56	62	71
4000	0				6	27	40	44	53	59	69
5000	0					14	28	32	43	50	63



Wilder and Wilder CR GHC Shallow-Slow persistent habitat (Summer).

Base Flows	Base Flow AWS	Persistent AWS (ft <sup>2</sup> /ft)									
		Peaking Flows									
		1700	2500	3350	4400	5600	6700	7500	8800	9550	10700
700	145.13	96.29	68.92	46.55	36.02	24.74	20.45	17.88	14.29	12.95	11.06
1000	133.48	98.60	71.18	47.30	36.22	24.74	20.45	17.88	14.29	12.95	11.06
1250	120.50	100.26	72.71	48.28	36.50	24.78	20.50	17.88	14.29	12.95	11.06
1500	111.00	101.70	73.74	49.13	36.94	24.96	20.53	17.88	14.29	12.95	11.06
1750	101.13		75.32	50.64	37.85	25.14	20.71	17.94	14.29	12.95	11.06
2000	95.58		78.32	52.88	38.93	25.63	20.88	17.95	14.30	12.97	11.06
2250	86.91		78.98	53.36	39.35	25.69	20.83	17.91	14.26	12.84	10.87
2500	80.90		80.90	55.08	40.78	26.42	21.17	18.15	14.50	13.08	11.11
3000	67.00			58.12	43.19	28.48	21.98	18.57	14.56	13.09	11.11
3500	58.46				45.16	30.31	22.96	18.81	14.63	13.16	11.18
4000	53.23				47.49	32.41	24.89	20.19	15.68	13.80	11.51
5000	41.99					35.33	27.79	22.97	17.39	14.87	12.12

Base Flows	Base Flow AWS	Persistent CR AWS (ft <sup>2</sup> /ft)									
		Peaking Flows									
		1700	2500	3350	4400	5600	6700	7500	8800	9550	10700
700	214.76	146.80	112.10	92.87	75.91	61.98	53.26	46.58	38.72	34.92	29.52
1000	192.39	149.32	114.41	92.98	75.52	61.98	53.26	46.58	38.72	34.92	29.52
1250	174.04	151.56	116.05	94.19	76.22	61.98	53.26	46.58	38.72	34.92	29.52
1500	164.37	154.42	117.06	94.40	76.41	61.98	53.26	46.58	38.72	34.92	29.52
1750	155.03		118.32	95.28	77.08	61.98	53.26	46.58	38.72	34.92	29.52
2000	152.14		125.77	99.75	77.69	62.15	53.28	46.60	38.74	34.93	29.52
2250	141.20		126.14	99.47	77.46	61.63	52.58	45.90	38.04	34.24	28.83
2500	129.17		129.17	101.94	78.71	62.65	53.61	46.60	38.74	34.93	29.52
3000	117.06			106.00	80.37	63.87	54.34	47.07	38.91	34.94	29.52
3500	104.07				81.87	64.73	54.86	47.21	38.91	34.94	29.52
4000	96.01				87.07	69.49	58.97	50.42	41.36	36.80	30.82
5000	82.51					73.25	62.55	53.71	43.96	39.30	32.41

Base Flows	% at Base Flow	% Loss Persistent AWS									
		Peaking Flows									
		1700	2500	3350	4400	5600	6700	7500	8800	9550	10700
700	0	34	53	68	75	83	86	88	90	91	92
1000	0	26	47	65	73	81	85	87	89	90	92
1250	0	17	40	60	70	79	83	85	88	89	91
1500	0	8	34	56	67	78	82	84	87	88	90
1750	0		26	50	63	75	80	82	86	87	89
2000	0		18	45	59	73	78	81	85	86	88
2250	0		9	39	55	70	76	79	84	85	87
2500	0		0	32	50	67	74	78	82	84	86
3000	0			13	36	57	67	72	78	80	83
3500	0				23	48	61	68	75	77	81
4000	0				11	39	53	62	71	74	78
5000	0					16	34	45	59	65	71

Base Flows	% at Base Flow	% Loss Persistent CR AWS									
		Peaking Flows									
		1700	2500	3350	4400	5600	6700	7500	8800	9550	10700
700	0	32	48	57	65	71	75	78	82	84	86
1000	0	22	41	52	61	68	72	76	80	82	85
1250	0	13	33	46	56	64	69	73	78	80	83
1500	0	6	29	43	54	62	68	72	76	79	82
1750	0		24	39	50	60	66	70	75	77	81
2000	0		17	34	49	59	65	69	75	77	81
2250	0		11	30	45	56	63	67	73	76	80
2500	0		0	21	39	51	58	64	70	73	77
3000	0			9	31	45	54	60	67	70	75
3500	0				21	38	47	55	63	66	72
4000	0				9	28	39	47	57	62	68
5000	0					11	24	35	47	52	61

Wilder and Wilder CR GHC Shallow-Slow persistent habitat (Fall).

Base Flows	Base Flow AWS	Persistent AWS (ft <sup>2</sup> /ft)									
		Peaking Flows									
		1700	2500	3350	4400	5600	6700	7500	8800	9550	10700
700	123.84	81.55	58.34	43.02	32.81	23.35	18.97	17.10	14.08	12.71	10.81
1000	111.92	83.35	59.97	43.82	33.09	23.37	18.99	17.11	14.10	12.72	10.81
1250	103.40	86.73	62.56	45.13	33.40	23.52	18.99	17.11	14.10	12.72	10.81
1500	96.54	87.55	63.18	45.75	33.48	23.60	19.02	17.15	14.10	12.72	10.81
1750	85.89		64.54	47.08	34.55	23.84	19.22	17.15	14.10	12.73	10.81
2000	78.57		65.65	48.14	35.74	24.30	19.42	17.35	14.10	12.73	10.81
2250	72.49		66.23	48.64	36.30	24.64	19.52	17.42	14.03	12.60	10.62
2500	67.93		67.93	50.22	37.59	25.51	19.78	17.66	14.27	12.84	10.86
3000	60.45			53.88	40.58	28.32	20.94	18.71	14.86	13.41	11.25
3500	53.37				42.08	29.74	22.02	19.14	15.04	13.59	11.42
4000	47.83				43.30	30.97	23.09	19.85	15.23	13.72	11.27
5000	39.07					33.04	24.94	21.62	16.60	14.72	11.74

Base Flows	Base Flow AWS	Persistent CR AWS (ft <sup>2</sup> /ft)									
		Peaking Flows									
		1700	2500	3350	4400	5600	6700	7500	8800	9550	10700
700	175.51	129.37	102.43	86.75	71.26	58.38	49.29	44.13	38.46	33.88	28.30
1000	158.83	129.67	101.93	86.05	70.67	58.40	49.30	44.15	38.48	33.90	28.30
1250	159.10	139.54	108.80	88.22	71.31	58.40	49.30	44.15	38.48	33.90	28.30
1500	149.63	140.56	109.14	88.56	71.45	58.54	49.30	44.15	38.48	33.90	28.30
1750	140.08		110.35	89.58	72.14	58.74	49.31	44.15	38.49	33.91	28.30
2000	129.71		109.95	88.98	72.33	59.22	49.64	44.46	38.49	33.91	28.30
2250	120.70		110.16	88.89	72.48	58.94	49.07	43.76	37.79	33.21	27.60
2500	112.89		112.89	91.26	73.63	59.90	49.92	44.46	38.49	33.91	28.30
3000	106.21			98.98	79.12	64.88	53.56	47.67	40.90	36.21	29.88
3500	97.39				80.79	66.29	54.35	47.90	40.97	36.29	29.88
4000	87.22				80.85	66.35	54.00	47.45	40.42	35.74	29.32
5000	78.16					70.40	57.50	50.75	43.17	38.40	31.05

Base Flows	% at Base Flow	% Loss Persistent AWS									
		Peaking Flows									
		1700	2500	3350	4400	5600	6700	7500	8800	9550	10700
700	0	34	53	65	74	81	85	86	89	90	91
1000	0	26	46	61	70	79	83	85	87	89	90
1250	0	16	39	56	68	77	82	83	86	88	90
1500	0	9	35	53	65	76	80	82	85	87	89
1750	0		25	45	60	72	78	80	84	85	87
2000	0		16	39	55	69	75	78	82	84	86
2250	0		9	33	50	66	73	76	81	83	85
2500	0		0	26	45	62	71	74	79	81	84
3000	0			11	33	53	65	69	75	78	81
3500	0				21	44	59	64	72	75	79
4000	0				9	35	52	59	68	71	76
5000	0					15	36	45	58	62	70

Base Flows	% at Base Flow	% Loss Persistent CR AWS									
		Peaking Flows									
		1700	2500	3350	4400	5600	6700	7500	8800	9550	10700
700	0	26	42	51	59	67	72	75	78	81	84
1000	0	18	36	46	56	63	69	72	76	79	82
1250	0	12	32	45	55	63	69	72	76	79	82
1500	0	6	27	41	52	61	67	70	74	77	81
1750	0		21	36	49	58	65	68	73	76	80
2000	0		15	31	44	54	62	66	70	74	78
2250	0		9	26	40	51	59	64	69	72	77
2500	0		0	19	35	47	56	61	66	70	75
3000	0			7	26	39	50	55	61	66	72
3500	0				17	32	44	51	58	63	69
4000	0				7	24	38	46	54	59	66
5000	0					10	26	35	45	51	60

Wilder Dwarf Wedgemussel persistent and persistent quality habitat (Spring).

Base Flows	Base Flow AWS	Persistent AWS (ft <sup>2</sup> /ft)									
		Peaking Flows									
		1700	2500	3350	4400	5600	6700	7500	8800	9550	10700
700	52.24	33.23	24.73	19.48	13.75	8.76	6.15	5.09	4.16	3.77	3.19
1000	51.26	37.98	28.55	22.41	15.76	9.94	6.84	5.59	4.50	4.04	3.40
1250	48.92	41.17	31.20	24.62	17.29	10.93	7.47	6.10	4.86	4.33	3.65
1500	47.02	43.57	33.36	26.38	18.56	11.74	8.04	6.53	5.15	4.56	3.83
1750	45.08		35.23	27.94	19.71	12.48	8.56	6.93	5.43	4.77	4.01
2000	42.86		36.56	29.16	20.64	13.12	9.04	7.31	5.68	4.97	4.19
2250	40.80		37.95	30.22	21.49	13.72	9.49	7.69	5.97	5.22	4.41
2500	39.01		39.01	31.08	22.19	14.27	9.92	8.07	6.26	5.49	4.64
3000	35.80			32.47	23.28	15.16	10.68	8.74	6.78	5.96	5.05
3500	32.16				24.14	15.88	11.32	9.31	7.24	6.40	5.43
4000	28.37				24.83	16.48	11.86	9.83	7.68	6.81	5.80
5000	21.45					17.40	12.71	10.62	8.41	7.46	6.36

Base Flows	Base Flow AWS	Persistent Quality AWS (ft <sup>2</sup> /ft)									
		Peaking Flows									
		1700	2500	3350	4400	5600	6700	7500	8800	9550	10700
700	15.68	5.69	2.00	0.70	0.18	0.11	0.08	0.00	0.00	0.00	0.00
1000	16.04	9.33	4.44	2.38	0.26	0.19	0.16	0.06	0.00	0.00	0.00
1250	17.01	12.60	7.40	4.64	1.53	0.47	0.44	0.25	0.12	0.00	0.00
1500	17.61	15.40	9.93	6.71	2.76	0.76	0.56	0.36	0.13	0.00	0.00
1750	16.97		11.60	8.08	3.45	1.10	0.65	0.45	0.20	0.06	0.00
2000	16.40		13.37	9.77	4.40	1.93	0.90	0.54	0.27	0.12	0.00
2250	15.72		14.30	10.38	4.77	2.09	1.00	0.56	0.27	0.13	0.00
2500	15.74		15.74	11.78	5.63	2.70	1.51	0.76	0.45	0.30	0.10
3000	14.68			13.13	6.90	3.52	2.22	1.37	0.58	0.43	0.23
3500	12.74				7.63	4.01	2.70	1.74	0.76	0.53	0.25
4000	10.53				8.22	4.43	3.03	2.06	0.97	0.73	0.45
5000	6.41					4.89	3.36	2.30	1.19	0.86	0.47

Base Flows	% at Base Flow	% Loss Persistent AWS									
		Peaking Flows									
		1700	2500	3350	4400	5600	6700	7500	8800	9550	10700
700	0	36	53	63	74	83	88	90	92	93	94
1000	0	26	44	56	69	81	87	89	91	92	93
1250	0	16	36	50	65	78	85	88	90	91	93
1500	0	7	29	44	61	75	83	86	89	90	92
1750	0		22	38	56	72	81	85	88	89	91
2000	0		15	32	52	69	79	83	87	88	90
2250	0		7	26	47	66	77	81	85	87	89
2500	0		0	20	43	63	75	79	84	86	88
3000	0			9	35	58	70	76	81	83	86
3500	0				25	51	65	71	77	80	83
4000	0				12	42	58	65	73	76	80
5000	0					19	41	50	61	65	70

Base Flows	% at Base Flow	% Loss Persistent Quality AWS									
		Peaking Flows									
		1700	2500	3350	4400	5600	6700	7500	8800	9550	10700
700	0	64	87	96	99	99	99	100	100	100	100
1000	0	42	72	85	98	99	99	100	100	100	100
1250	0	26	57	73	91	97	97	99	99	100	100
1500	0	13	44	62	84	96	97	98	99	100	100
1750	0		32	52	80	93	96	97	99	100	100
2000	0		18	40	73	88	95	97	98	99	100
2250	0		9	34	70	87	94	96	98	99	100
2500	0		0	25	64	83	90	95	97	98	99
3000	0			11	53	76	85	91	96	97	98
3500	0				40	68	79	86	94	96	98
4000	0				22	58	71	80	91	93	96
5000	0					24	48	64	81	87	93

Wilder Dwarf Wedgemussel persistent and persistent quality habitat (Summer).

Base Flows	Base Flow AWS	Persistent AWS (ft <sup>2</sup> /ft)									
		Peaking Flows									
		1700	2500	3350	4400	5600	6700	7500	8800	9550	10700
700	92.61	55.08	34.61	23.20	14.38	8.24	5.54	4.50	3.60	3.28	2.85
1000	89.87	61.95	39.82	26.77	16.74	9.65	6.38	5.12	4.04	3.64	3.15
1250	83.98	66.57	43.40	29.41	18.49	10.75	7.04	5.63	4.40	3.93	3.39
1500	77.91	70.18	46.33	31.63	20.05	11.74	7.71	6.14	4.76	4.22	3.63
1750	71.66		48.88	33.67	21.55	12.71	8.45	6.69	5.13	4.50	3.88
2000	65.39		50.81	35.32	22.81	13.58	9.08	7.18	5.46	4.78	4.10
2250	59.43		52.71	36.76	23.94	14.36	9.66	7.65	5.81	5.10	4.36
2500	54.33		54.32	38.05	24.96	15.13	10.23	8.15	6.18	5.44	4.61
3000	46.45			40.23	26.62	16.46	11.29	9.05	6.88	6.00	5.04
3500	39.58				27.96	17.52	12.18	9.83	7.46	6.48	5.45
4000	33.92				29.10	18.46	13.00	10.58	8.03	6.99	5.91
5000	24.98					19.93	14.21	11.65	8.93	7.83	6.64

Base Flows	Base Flow AWS	Persistent Quality AWS (ft <sup>2</sup> /ft)									
		Peaking Flows									
		1700	2500	3350	4400	5600	6700	7500	8800	9550	10700
700	33.15	14.01	5.70	2.01	0.55	0.00	0.00	0.00	0.00	0.00	0.00
1000	33.52	18.78	8.83	3.96	0.66	0.00	0.00	0.00	0.00	0.00	0.00
1250	31.91	22.46	11.66	6.01	1.73	0.00	0.00	0.00	0.00	0.00	0.00
1500	30.10	25.80	14.33	8.03	2.94	0.26	0.10	0.10	0.00	0.00	0.00
1750	27.10		16.05	9.23	3.54	0.51	0.12	0.12	0.00	0.00	0.00
2000	24.67		17.89	10.90	4.50	1.39	0.28	0.13	0.00	0.00	0.00
2250	22.31		18.85	11.53	4.96	1.66	0.36	0.13	0.00	0.00	0.00
2500	21.03		20.35	12.92	5.77	2.23	0.79	0.24	0.10	0.10	0.10
3000	18.40			14.36	7.07	2.91	1.36	0.71	0.10	0.10	0.10
3500	15.19				7.98	3.42	1.85	1.09	0.26	0.19	0.11
4000	12.34				8.35	3.57	1.98	1.22	0.28	0.20	0.12
5000	7.56					3.89	2.24	1.33	0.37	0.20	0.13

Base Flows	% at Base Flow	% Loss Persistent AWS									
		Peaking Flows									
		1700	2500	3350	4400	5600	6700	7500	8800	9550	10700
700	0	41	63	75	84	91	94	95	96	96	97
1000	0	31	56	70	81	89	93	94	96	96	96
1250	0	21	48	65	78	87	92	93	95	95	96
1500	0	10	41	59	74	85	90	92	94	95	95
1750	0		32	53	70	82	88	91	93	94	95
2000	0		22	46	65	79	86	89	92	93	94
2250	0		11	38	60	76	84	87	90	91	93
2500	0		0	30	54	72	81	85	89	90	92
3000	0			13	43	65	76	81	85	87	89
3500	0				29	56	69	75	81	84	86
4000	0				14	46	62	69	76	79	83
5000	0					20	43	53	64	69	73

Base Flows	% at Base Flow	% Loss Persistent Quality AWS									
		Peaking Flows									
		1700	2500	3350	4400	5600	6700	7500	8800	9550	10700
700	0	58	83	94	98	100	100	100	100	100	100
1000	0	44	74	88	98	100	100	100	100	100	100
1250	0	30	63	81	95	100	100	100	100	100	100
1500	0	14	52	73	90	99	100	100	100	100	100
1750	0		41	66	87	98	100	100	100	100	100
2000	0		27	56	82	94	99	99	100	100	100
2250	0		16	48	78	93	98	99	100	100	100
2500	0		3	39	73	89	96	99	100	100	100
3000	0			22	62	84	93	96	99	99	99
3500	0				47	77	88	93	98	99	99
4000	0				32	71	84	90	98	98	99
5000	0					49	70	82	95	97	98

Wilder Dwarf Wedgemussel persistent and persistent quality habitat (Fall).

Base Flows	Base Flow AWS	Persistent AWS (ft <sup>2</sup> /ft)									
		Peaking Flows									
		1700	2500	3350	4400	5600	6700	7500	8800	9550	10700
700	76.01	43.20	29.00	21.05	14.02	8.58	5.85	4.80	3.87	3.55	3.08
1000	71.01	48.55	33.27	24.29	16.24	9.90	6.65	5.40	4.29	3.89	3.34
1250	65.41	52.12	36.19	26.68	17.87	10.92	7.28	5.90	4.66	4.19	3.56
1500	61.09	55.35	38.92	28.71	19.29	11.83	7.92	6.39	5.00	4.46	3.76
1750	58.55		41.25	30.65	20.71	12.73	8.60	6.90	5.35	4.72	3.97
2000	52.82		42.85	32.04	21.76	13.44	9.13	7.34	5.65	4.94	4.16
2250	49.00		44.49	33.28	22.72	14.14	9.64	7.78	5.94	5.19	4.38
2500	45.82		45.82	34.30	23.54	14.83	10.15	8.23	6.25	5.47	4.61
3000	40.77			36.23	24.97	16.00	11.17	9.10	6.90	6.06	5.11
3500	35.92				26.13	16.89	11.95	9.75	7.43	6.53	5.52
4000	31.27				27.05	17.64	12.60	10.36	7.93	7.00	5.94
5000	23.32					18.82	13.61	11.29	8.75	7.75	6.64

Base Flows	Base Flow AWS	Persistent Quality AWS (ft <sup>2</sup> /ft)									
		Peaking Flows									
		1700	2500	3350	4400	5600	6700	7500	8800	9550	10700
700	24.90	9.73	3.01	1.06	0.07	0.00	0.00	0.00	0.00	0.00	0.00
1000	23.93	13.46	5.58	2.87	0.22	0.00	0.00	0.00	0.00	0.00	0.00
1250	23.02	16.64	8.42	5.01	1.45	0.14	0.00	0.00	0.00	0.00	0.00
1500	23.15	20.29	11.26	7.29	2.93	0.46	0.10	0.10	0.00	0.00	0.00
1750	24.32		13.36	9.02	3.57	0.71	0.12	0.12	0.00	0.00	0.00
2000	20.42		14.91	10.30	4.43	1.54	0.37	0.21	0.00	0.00	0.00
2250	18.97		16.22	11.23	5.01	1.84	0.62	0.38	0.12	0.12	0.00
2500	17.89		17.89	12.63	5.86	2.58	1.26	0.71	0.36	0.36	0.10
3000	16.54			14.39	7.30	3.40	1.97	1.32	0.45	0.44	0.17
3500	14.45				8.40	4.12	2.69	1.83	0.77	0.67	0.30
4000	11.46				9.07	4.53	2.92	2.04	0.87	0.76	0.38
5000	6.79					5.01	3.20	2.31	1.12	0.92	0.54

Base Flows	% at Base Flow	% Loss Persistent AWS									
		Peaking Flows									
		1700	2500	3350	4400	5600	6700	7500	8800	9550	10700
700	0	43	62	72	82	89	92	94	95	95	96
1000	0	32	53	66	77	86	91	92	94	95	95
1250	0	20	45	59	73	83	89	91	93	94	95
1500	0	9	36	53	68	81	87	90	92	93	94
1750	0		30	48	65	78	85	88	91	92	93
2000	0		19	39	59	75	83	86	89	91	92
2250	0		9	32	54	71	80	84	88	89	91
2500	0		0	25	49	68	78	82	86	88	90
3000	0			11	39	61	73	78	83	85	87
3500	0				27	53	67	73	79	82	85
4000	0				14	44	60	67	75	78	81
5000	0					19	42	52	62	67	72

Base Flows	% at Base Flow	% Loss Persistent Quality AWS									
		Peaking Flows									
		1700	2500	3350	4400	5600	6700	7500	8800	9550	10700
700	0	61	88	96	100	100	100	100	100	100	100
1000	0	44	77	88	99	100	100	100	100	100	100
1250	0	28	63	78	94	99	100	100	100	100	100
1500	0	12	51	69	87	98	100	100	100	100	100
1750	0		45	63	85	97	100	100	100	100	100
2000	0		27	50	78	92	98	99	100	100	100
2250	0		14	41	74	90	97	98	99	99	100
2500	0		0	29	67	86	93	96	98	98	99
3000	0			13	56	79	88	92	97	97	99
3500	0				42	71	81	87	95	95	98
4000	0				21	60	75	82	92	93	97
5000	0					26	53	66	83	86	92

Wilder Co-occurring mussels persistent and persistent quality habitat (Spring).

Base Flows	Base Flow AWS	Persistent AWS (ft <sup>2</sup> /ft)									
		Peaking Flows									
		1700	2500	3350	4400	5600	6700	7500	8800	9550	10700
700	156.40	139.37	124.79	109.50	92.70	76.10	63.53	55.80	45.11	40.05	33.53
1000	156.65	144.06	129.05	113.41	96.23	79.17	66.20	58.21	47.23	42.00	35.24
1250	155.69	147.36	132.00	116.08	98.56	81.20	67.97	59.85	48.65	43.33	36.42
1500	153.70	149.81	134.20	118.06	100.27	82.70	69.30	61.08	49.72	44.32	37.32
1750	151.15		136.20	119.81	101.78	83.97	70.45	62.15	50.66	45.19	38.12
2000	148.04		137.35	120.82	102.66	84.70	71.12	62.77	51.23	45.71	38.59
2250	144.51		139.16	122.42	104.06	85.94	72.23	63.81	52.14	46.56	39.37
2500	140.89		140.89	123.76	105.04	86.74	72.95	64.47	52.70	47.08	39.86
3000	132.87			125.85	106.82	88.24	74.23	65.62	53.71	48.06	40.80
3500	124.84				108.41	89.52	75.28	66.52	54.53	48.85	41.57
4000	117.01				109.60	90.59	76.16	67.36	55.28	49.57	42.23
5000	102.04					92.18	77.64	68.66	56.39	50.60	43.19

Base Flows	Base Flow AWS	Persistent Quality AWS (ft <sup>2</sup> /ft)									
		Peaking Flows									
		1700	2500	3350	4400	5600	6700	7500	8800	9550	10700
700	95.40	76.85	60.76	46.74	37.49	28.35	21.65	17.16	12.73	9.91	6.33
1000	94.58	80.95	64.35	49.73	40.01	30.42	23.37	18.63	14.10	11.18	7.23
1250	92.87	84.03	67.02	51.96	41.92	31.97	24.78	19.79	14.83	11.90	7.77
1500	90.40	86.13	68.99	53.63	43.25	33.16	25.85	20.76	15.35	12.30	8.01
1750	87.42		70.99	55.24	44.53	34.20	26.83	21.68	16.07	12.91	8.52
2000	82.80		72.49	56.48	45.54	35.07	27.59	22.37	16.60	13.44	9.03
2250	79.02		73.91	57.72	46.51	35.88	28.32	23.05	17.24	14.07	9.65
2500	75.43		75.43	58.57	47.14	36.44	28.88	23.50	17.67	14.50	10.07
3000	67.35			59.72	48.08	37.24	29.63	24.26	18.25	14.99	10.55
3500	59.32				48.66	37.61	29.97	24.59	18.57	15.31	10.87
4000	53.33				49.37	38.03	30.22	24.83	18.79	15.53	11.09
5000	45.36					38.94	30.92	25.50	19.38	16.11	11.57

Base Flows	% at Base Flow	% Loss Persistent AWS									
		Peaking Flows									
		1700	2500	3350	4400	5600	6700	7500	8800	9550	10700
700	0	11	20	30	41	51	59	64	71	74	79
1000	0	8	18	28	39	49	58	63	70	73	78
1250	0	5	15	25	37	48	56	62	69	72	77
1500	0	3	13	23	35	46	55	60	68	71	76
1750	0		10	21	33	44	53	59	66	70	75
2000	0		7	18	31	43	52	58	65	69	74
2250	0		4	15	28	41	50	56	64	68	73
2500	0		0	12	25	38	48	54	63	67	72
3000	0			5	20	34	44	51	60	64	69
3500	0				13	28	40	47	56	61	67
4000	0				6	23	35	42	53	58	64
5000	0					10	24	33	45	50	58

Base Flows	% at Base Flow	% Loss Persistent Quality AWS									
		Peaking Flows									
		1700	2500	3350	4400	5600	6700	7500	8800	9550	10700
700	0	19	36	51	61	70	77	82	87	90	93
1000	0	14	32	47	58	68	75	80	85	88	92
1250	0	10	28	44	55	66	73	79	84	87	92
1500	0	5	24	41	52	63	71	77	83	86	91
1750	0		19	37	49	61	69	75	82	85	90
2000	0		12	32	45	58	67	73	80	84	89
2250	0		6	27	41	55	64	71	78	82	88
2500	0		0	22	38	52	62	69	77	81	87
3000	0				11	29	45	56	64	73	84
3500	0					18	37	49	59	69	82
4000	0					7	29	43	53	65	79
5000	0						14	32	44	57	74

Wilder Co-occurring mussels persistent and persistent quality habitat (Summer).

Base Flows	Base Flow AWS	Persistent AWS (ft <sup>2</sup> /ft)									
		Peaking Flows									
		1700	2500	3350	4400	5600	6700	7500	8800	9550	10700
700	155.61	146.30	136.88	124.87	108.76	89.86	74.09	63.91	49.91	43.29	35.05
1000	161.30	154.00	144.01	131.42	114.68	94.98	78.47	67.80	53.09	46.18	37.56
1250	164.04	159.10	148.77	135.83	118.57	98.35	81.33	70.35	55.18	48.08	39.20
1500	165.91	163.40	152.68	139.41	121.70	101.03	83.63	72.36	56.85	49.59	40.55
1750	166.86		156.40	142.77	124.66	103.54	85.79	74.27	58.49	51.12	41.95
2000	166.80		159.24	145.33	126.91	105.40	87.38	75.67	59.73	52.26	42.99
2250	165.99		161.91	147.76	129.03	107.22	88.86	77.04	60.88	53.33	43.97
2500	164.76		164.76	150.14	130.95	108.79	90.15	78.21	61.88	54.26	44.82
3000	160.40			154.03	134.24	111.34	92.23	80.05	63.48	55.76	46.17
3500	154.52				137.03	113.41	93.89	81.49	64.72	56.89	47.20
4000	147.35				139.05	115.08	95.27	82.77	65.78	57.88	48.10
5000	130.55					117.84	97.78	84.93	67.57	59.53	49.60

Base Flows	Base Flow AWS	Persistent Quality AWS (ft <sup>2</sup> /ft)									
		Peaking Flows									
		1700	2500	3350	4400	5600	6700	7500	8800	9550	10700
700	106.26	93.36	76.04	61.60	45.36	31.92	22.29	16.97	11.21	8.17	4.65
1000	109.74	99.66	81.68	66.32	49.25	34.81	24.79	19.08	12.98	9.70	5.87
1250	111.84	104.27	86.03	69.71	51.92	36.70	26.49	20.50	13.92	10.63	6.68
1500	112.59	107.86	89.44	72.61	54.05	38.24	27.79	21.69	14.76	11.18	7.00
1750	110.61		93.07	75.67	56.50	40.09	29.41	23.08	15.86	12.05	7.74
2000	107.59		95.86	78.12	58.32	41.39	30.60	24.08	16.70	12.87	8.52
2250	104.73		99.05	80.99	60.59	42.98	31.90	25.33	17.77	13.79	9.41
2500	102.40		102.40	83.61	62.59	44.42	32.67	25.99	18.36	14.37	9.95
3000	96.60			88.32	66.84	47.02	34.23	27.46	19.40	15.40	10.93
3500	88.85				68.94	48.41	35.21	28.33	20.22	16.09	11.51
4000	80.05				70.62	49.49	36.06	29.14	20.73	16.56	11.97
5000	61.80					51.36	37.30	30.29	21.73	17.55	12.94

Base Flows	% at Base Flow	% Loss Persistent AWS									
		Peaking Flows									
		1700	2500	3350	4400	5600	6700	7500	8800	9550	10700
700	0	6	12	20	30	42	52	59	68	72	77
1000	0	5	11	19	29	41	51	58	67	71	77
1250	0	3	9	17	28	40	50	57	66	71	76
1500	0	2	8	16	27	39	50	56	66	70	76
1750	0		6	14	25	38	49	55	65	69	75
2000	0		5	13	24	37	48	55	64	69	74
2250	0		2	11	22	35	46	54	63	68	74
2500	0		0	9	21	34	45	53	62	67	73
3000	0			4	16	31	42	50	60	65	71
3500	0				11	27	39	47	58	63	69
4000	0				6	22	35	44	55	61	67
5000	0					10	25	35	48	54	62

Base Flows	% at Base Flow	% Loss Persistent Quality AWS									
		Peaking Flows									
		1700	2500	3350	4400	5600	6700	7500	8800	9550	10700
700	0	12	28	42	57	70	79	84	89	92	96
1000	0	9	26	40	55	68	77	83	88	91	95
1250	0	7	23	38	54	67	76	82	88	90	94
1500	0	4	21	36	52	66	75	81	87	90	94
1750	0		16	32	49	64	73	79	86	89	93
2000	0		11	27	46	62	72	78	84	88	92
2250	0		5	23	42	59	70	76	83	87	91
2500	0		0	18	39	57	68	75	82	86	90
3000	0			9	31	51	65	72	80	84	89
3500	0				22	46	60	68	77	82	87
4000	0				12	38	55	64	74	79	85
5000	0					17	40	51	65	72	79

Wilder Co-occurring mussels persistent and persistent quality habitat (Fall).

Base Flows	Base Flow AWS	Persistent AWS (ft <sup>2</sup> /ft)									
		Peaking Flows									
		1700	2500	3350	4400	5600	6700	7500	8800	9550	10700
700	161.69	148.90	136.89	123.37	106.91	88.38	73.02	63.17	49.64	43.34	35.51
1000	164.53	154.80	142.37	128.44	111.54	92.35	76.38	66.17	52.25	45.75	37.67
1250	165.39	158.86	146.10	131.85	114.57	94.91	78.53	68.15	53.92	47.32	39.06
1500	166.39	163.22	149.99	135.27	117.53	97.32	80.48	69.82	55.35	48.65	40.26
1750	170.46		153.28	138.24	120.10	99.40	82.20	71.35	56.67	49.85	41.32
2000	165.38		156.28	140.82	122.18	100.98	83.48	72.50	57.68	50.77	42.14
2250	163.58		158.72	142.99	123.95	102.30	84.58	73.54	58.55	51.58	42.87
2500	161.54		161.54	145.29	125.80	103.65	85.65	74.46	59.30	52.26	43.49
3000	155.41			148.40	128.56	105.77	87.38	76.00	60.59	53.47	44.62
3500	149.09				130.91	107.42	88.75	77.18	61.65	54.48	45.57
4000	141.57				132.81	108.88	89.97	78.32	62.67	55.43	46.43
5000	123.54					111.03	91.92	80.05	64.10	56.73	47.63

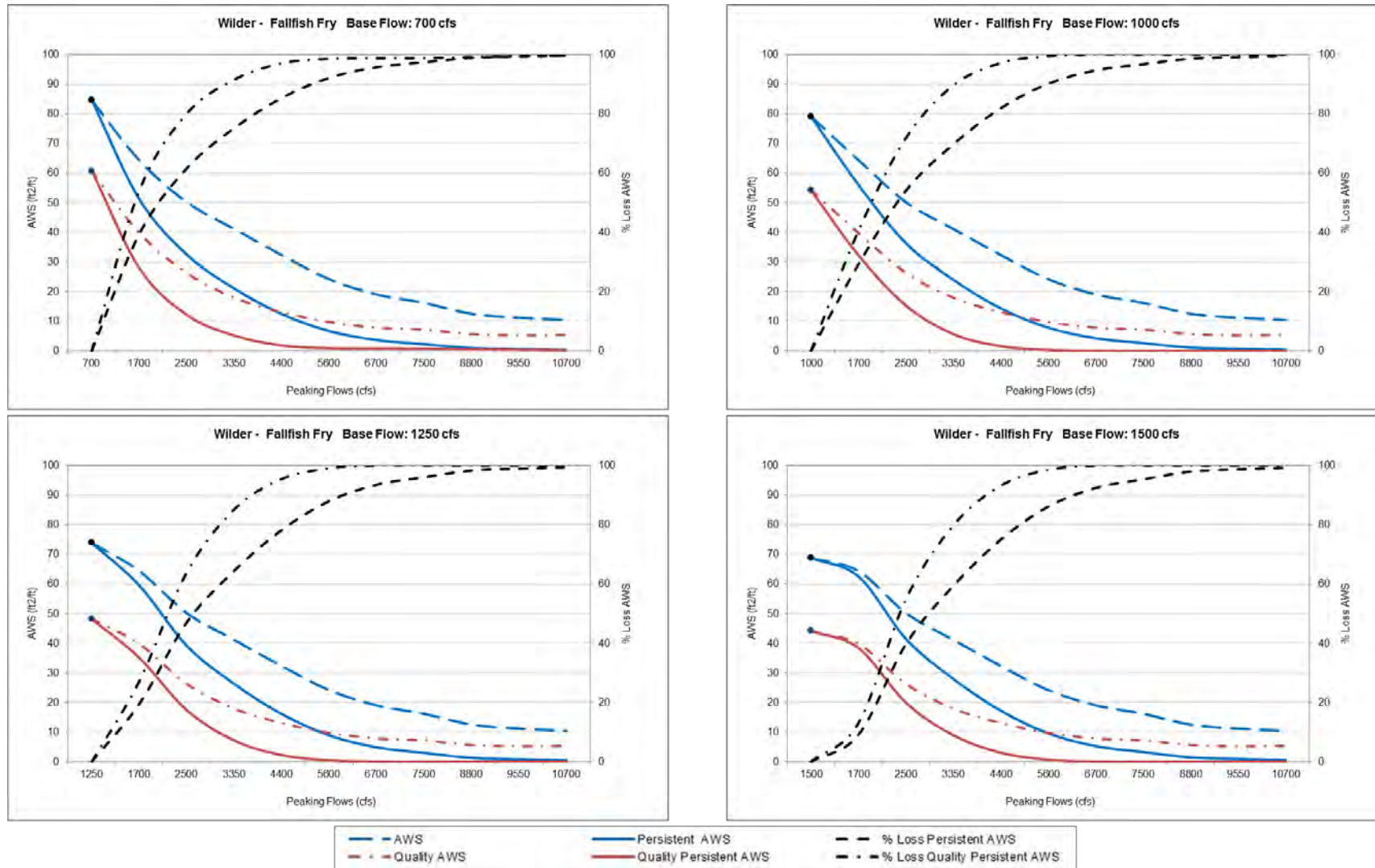
Base Flows	Base Flow AWS	Persistent Quality AWS (ft <sup>2</sup> /ft)									
		Peaking Flows									
		1700	2500	3350	4400	5600	6700	7500	8800	9550	10700
700	107.38	86.84	72.08	57.83	43.76	31.53	23.15	17.82	12.10	8.89	5.87
1000	106.45	92.19	76.98	61.91	47.21	34.35	25.20	19.60	13.59	10.27	6.94
1250	105.44	96.08	80.40	64.82	49.69	36.03	26.78	20.92	14.39	11.03	7.56
1500	106.96	101.44	85.37	69.15	53.07	38.33	28.23	22.14	15.37	11.86	8.18
1750	110.83		89.54	72.87	56.15	40.72	30.01	23.69	16.52	12.76	8.92
2000	105.02		94.80	77.73	60.11	43.48	31.52	24.94	17.48	13.71	9.83
2250	102.76		97.34	80.04	61.99	44.68	32.37	25.70	18.19	14.41	10.52
2500	100.10		100.10	81.99	63.55	45.83	33.25	26.40	18.72	14.92	11.01
3000	91.91			84.04	65.62	47.45	34.67	27.66	19.69	15.63	11.58
3500	83.83				67.03	48.12	35.25	28.16	20.12	16.06	11.99
4000	76.73				68.94	49.09	35.93	28.83	20.78	16.72	12.56
5000	59.40					50.05	36.69	29.55	21.46	17.33	13.17

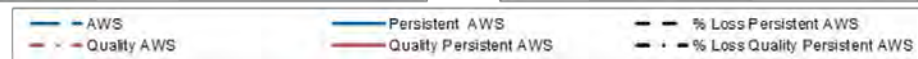
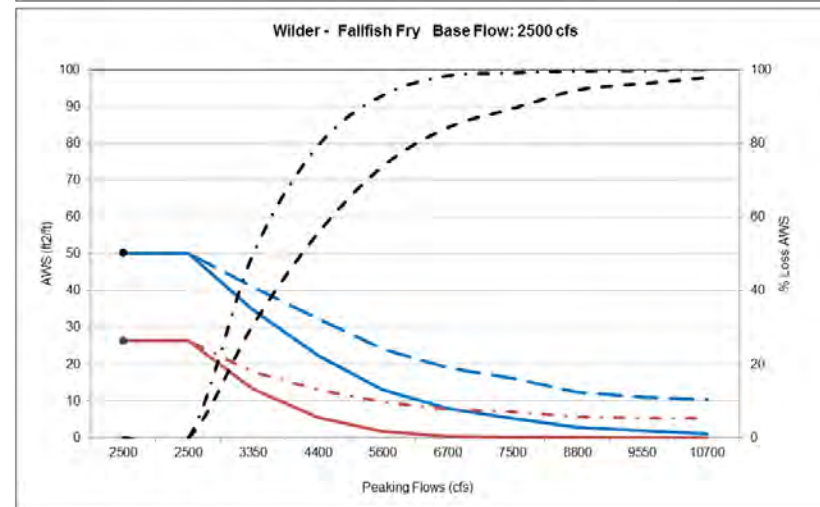
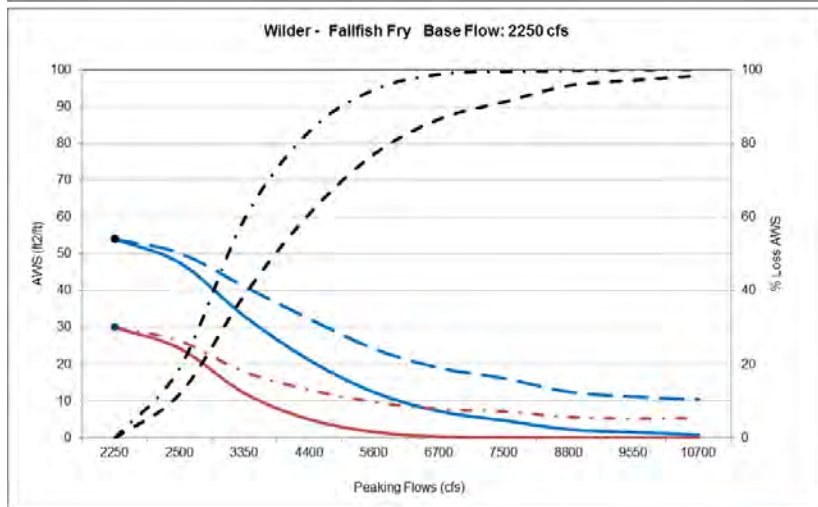
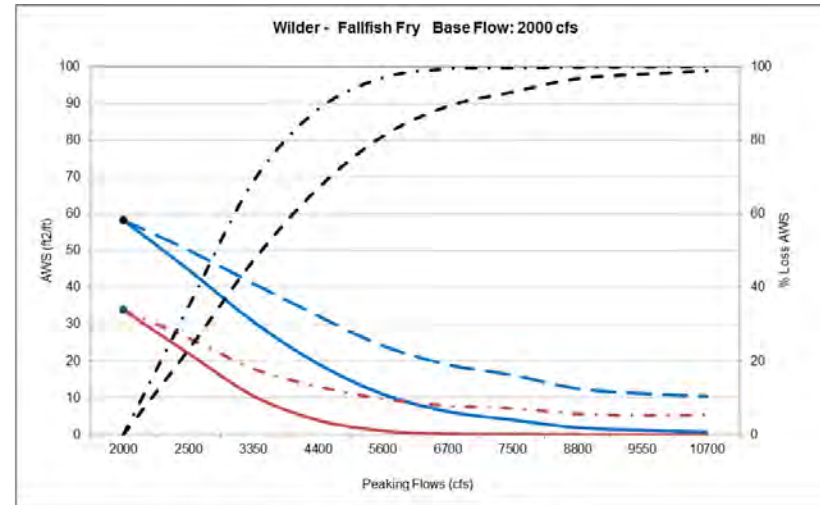
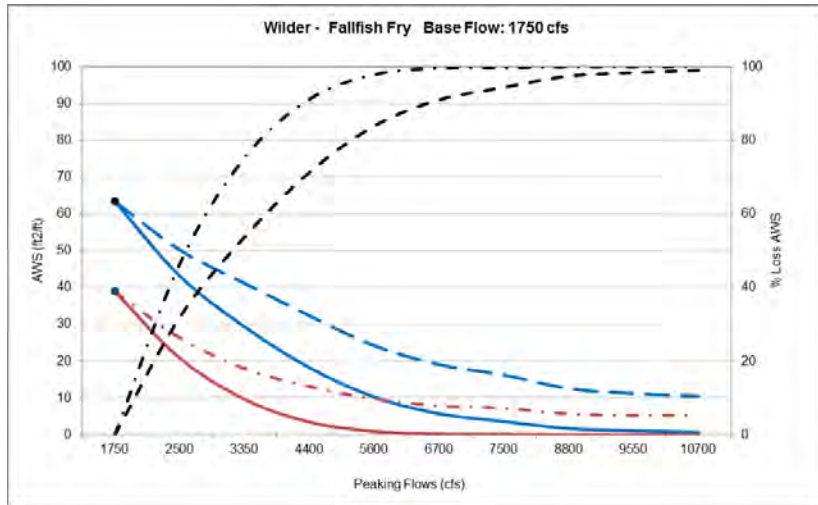
Base Flows	% at Base Flow	% Loss Persistent AWS									
		Peaking Flows									
		1700	2500	3350	4400	5600	6700	7500	8800	9550	10700
700	0	8	15	24	34	45	55	61	69	73	78
1000	0	6	13	22	32	44	54	60	68	72	77
1250	0	4	12	20	31	43	53	59	67	71	76
1500	0	2	10	19	29	42	52	58	67	71	76
1750	0		10	19	30	42	52	58	67	71	76
2000	0		6	15	26	39	50	56	65	69	75
2250	0		3	13	24	37	48	55	64	68	74
2500	0		0	10	22	36	47	54	63	68	73
3000	0			5	17	32	44	51	61	66	71
3500	0				12	28	40	48	59	63	69
4000	0				6	23	36	45	56	61	67
5000	0					10	26	35	48	54	61

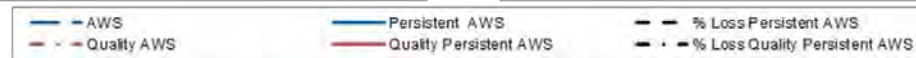
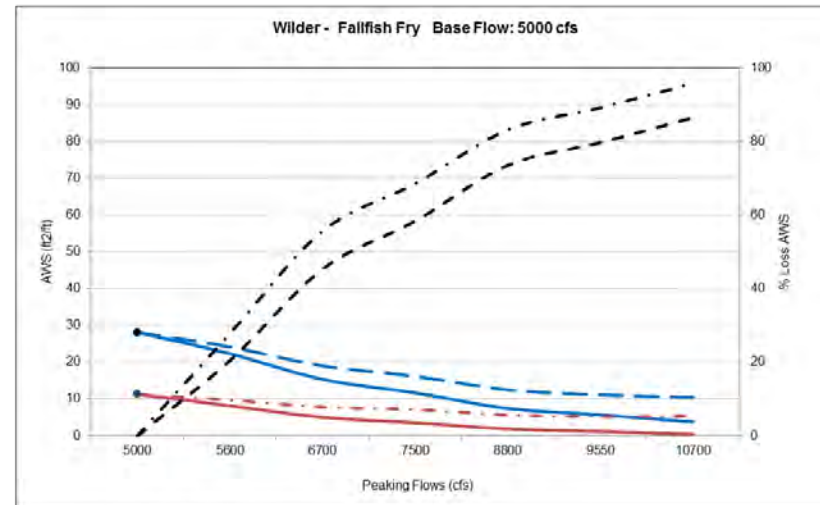
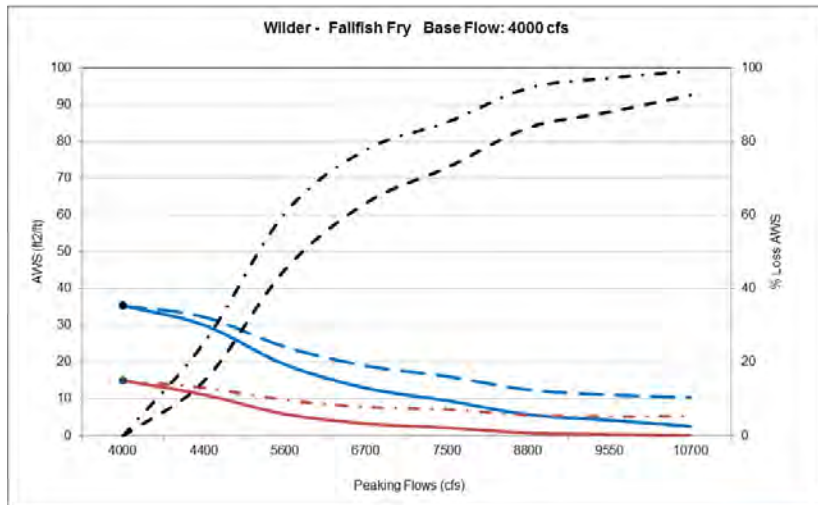
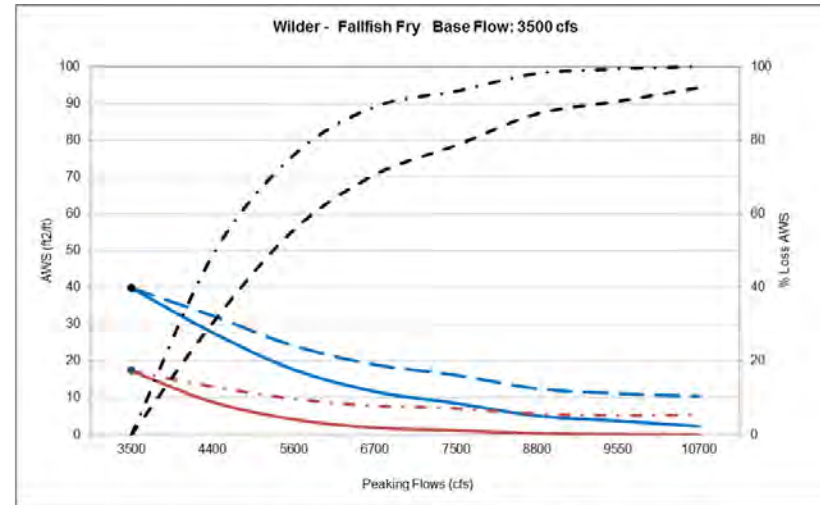
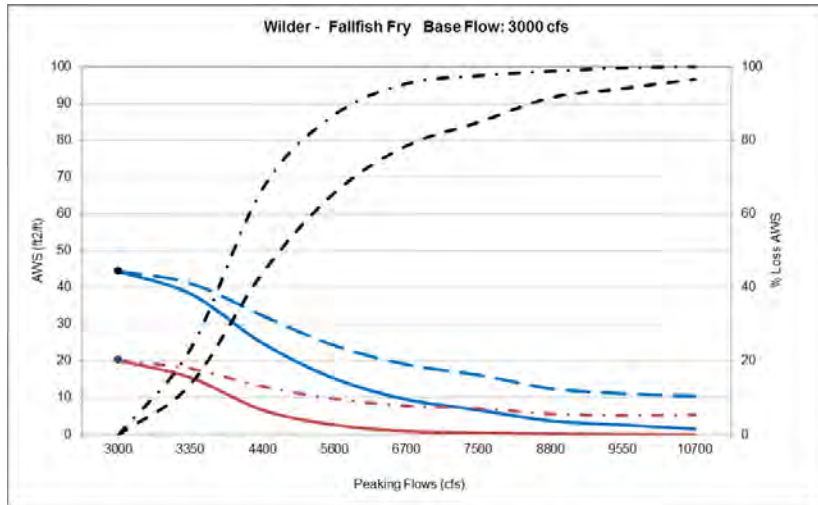
Base Flows	% at Base Flow	% Loss Persistent Quality AWS									
		Peaking Flows									
		1700	2500	3350	4400	5600	6700	7500	8800	9550	10700
700	0	19	33	46	59	71	78	83	89	92	95
1000	0	13	28	42	56	68	76	82	87	90	93
1250	0	9	24	39	53	66	75	80	86	90	93
1500	0	5	20	35	50	64	74	79	86	89	92
1750	0		19	34	49	63	73	79	85	88	92
2000	0		10	26	43	59	70	76	83	87	91
2250	0		5	22	40	57	68	75	82	86	90
2500	0		0	18	37	54	67	74	81	85	89
3000	0			9	29	48	62	70	79	83	87
3500	0				20	43	58	66	76	81	86
4000	0				10	36	53	62	73	78	84
5000	0					16	38	50	64	71	78



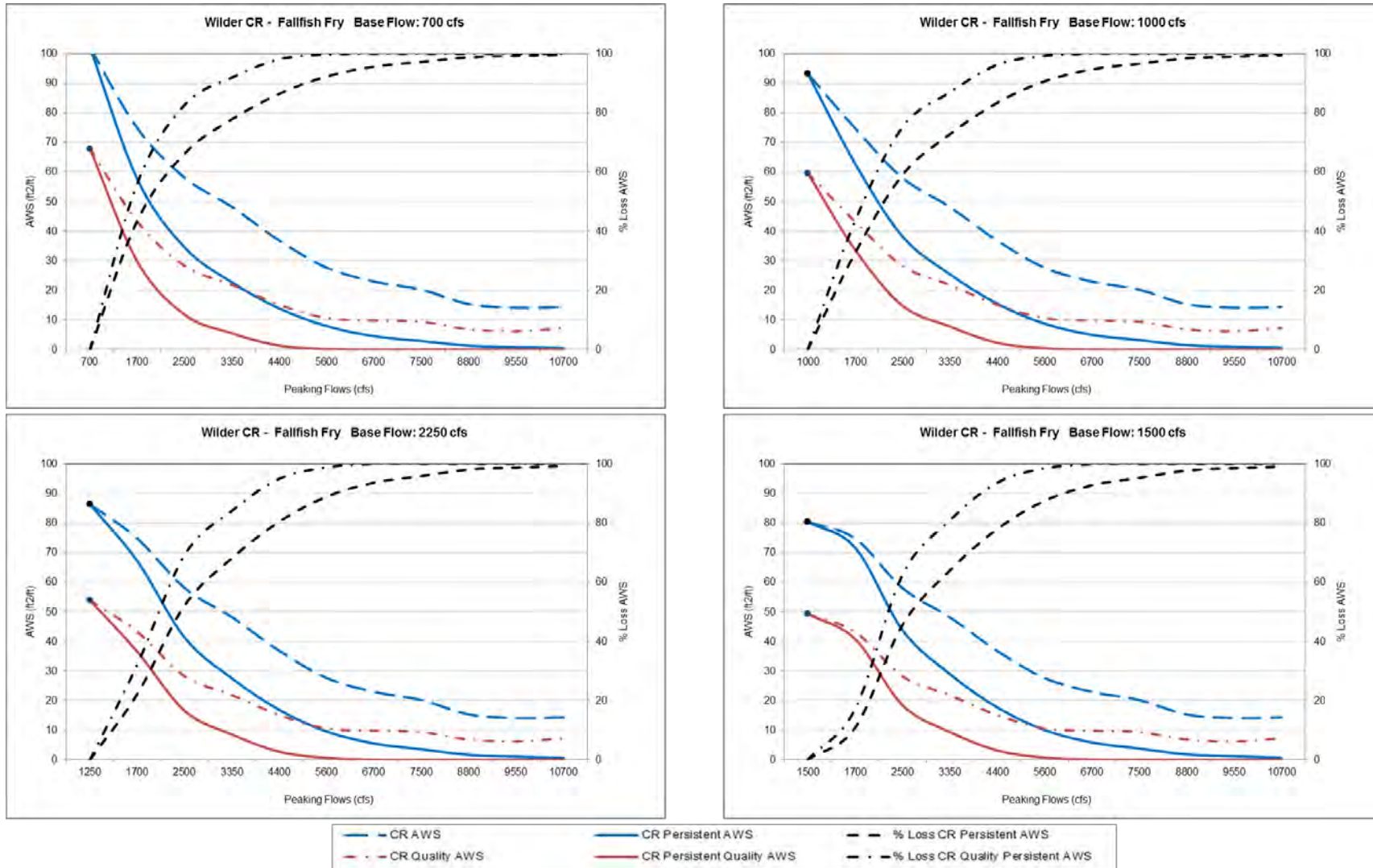
Wilder Fallfish fry persistent and persistent quality habitat.



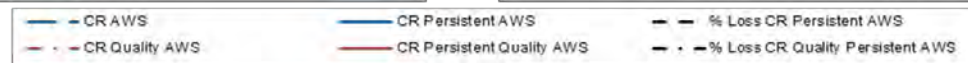
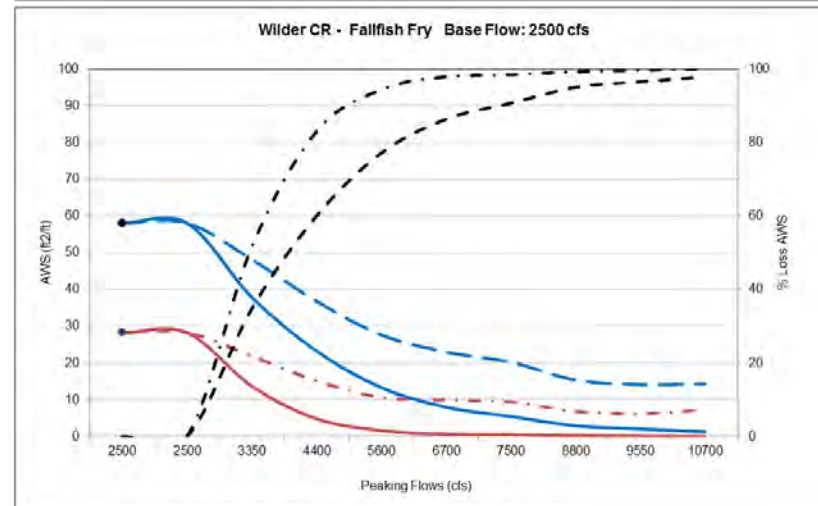
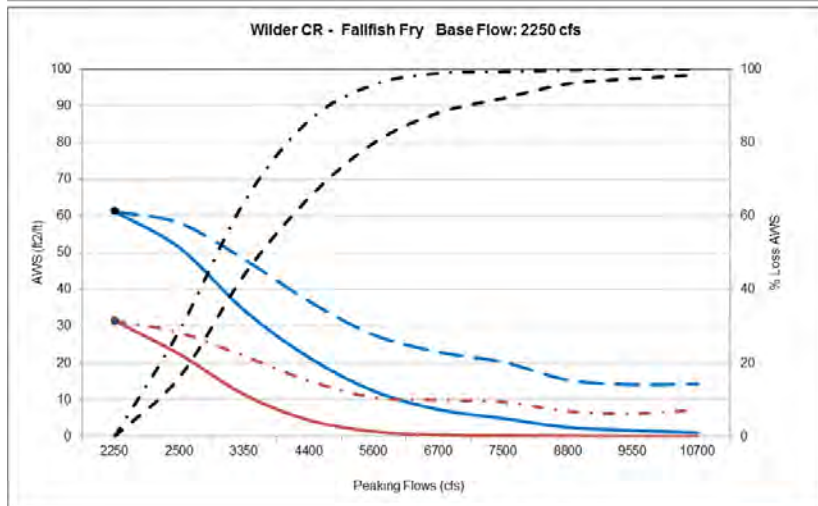
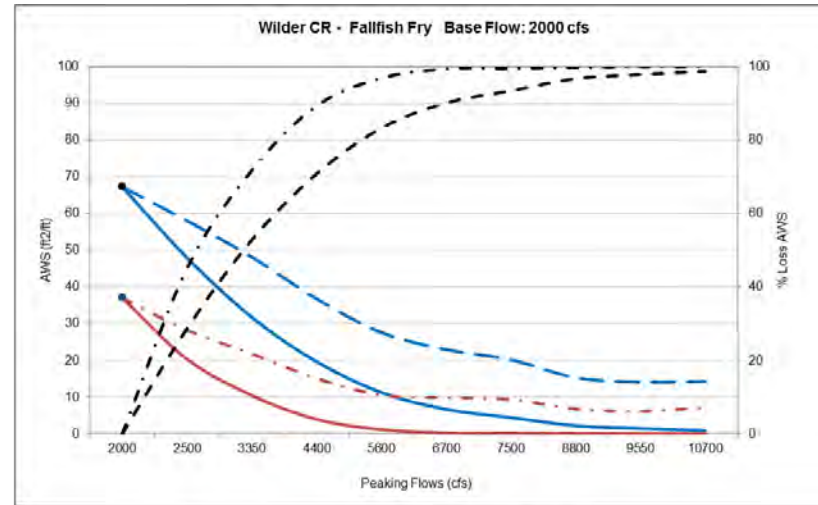
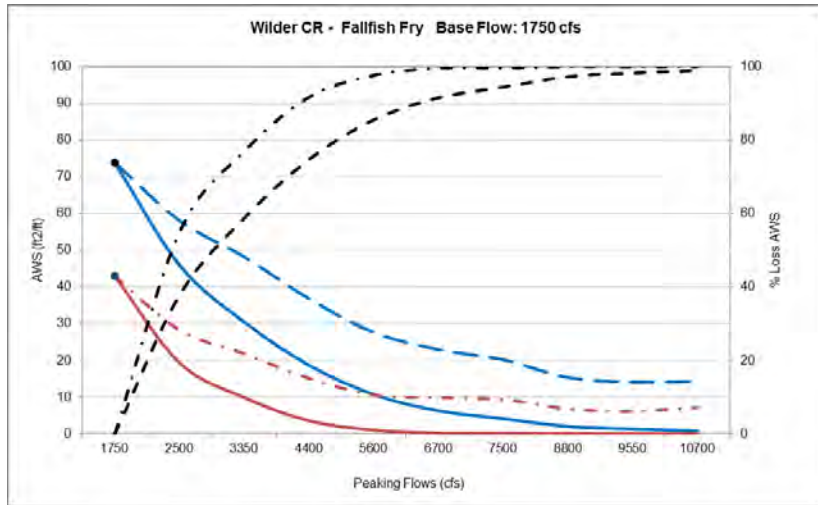


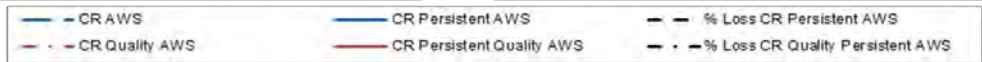
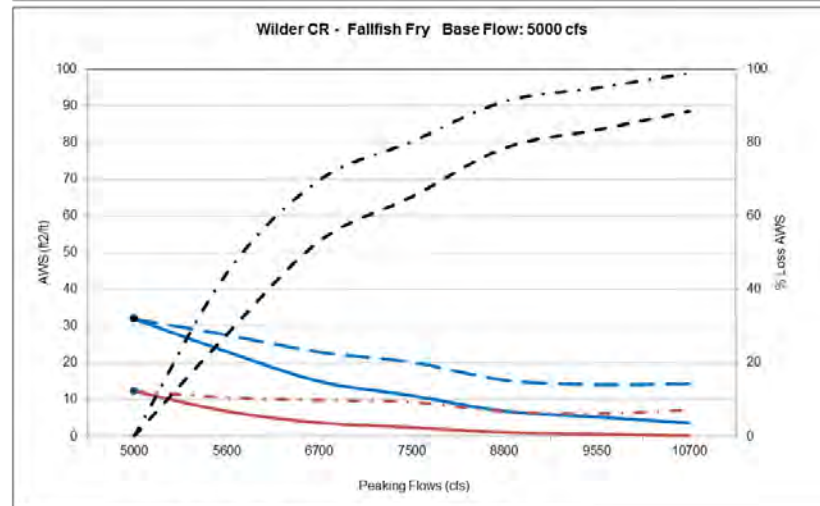
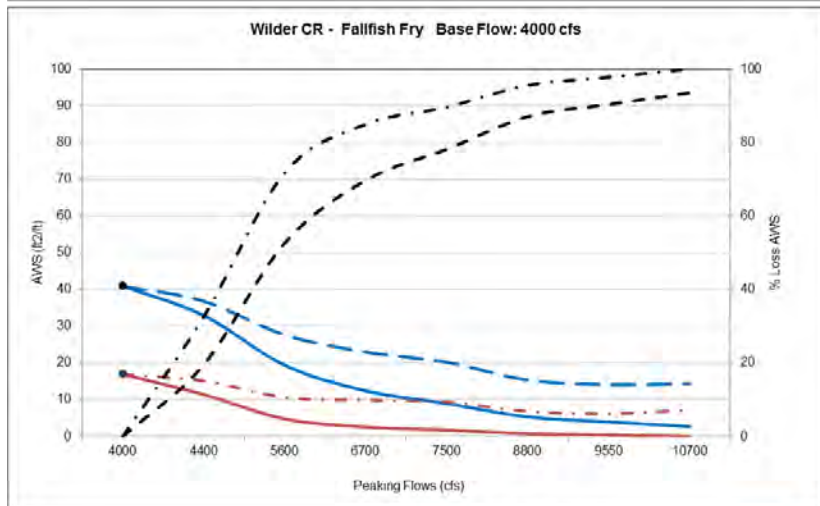
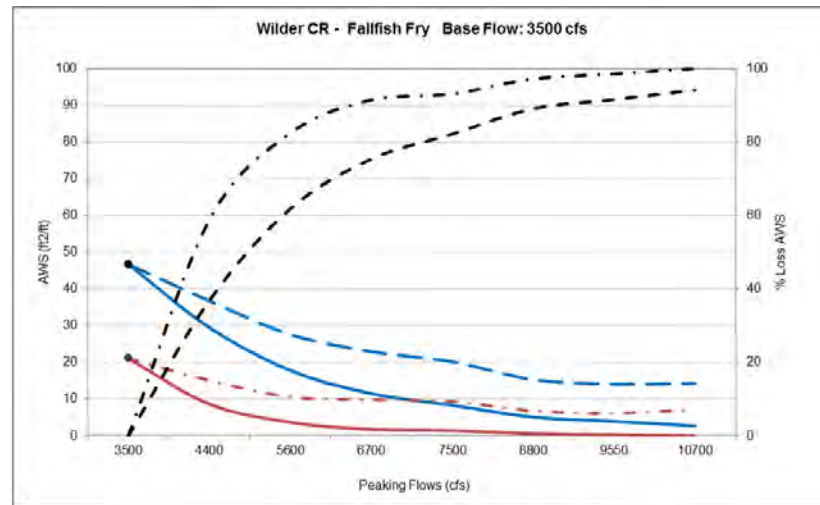
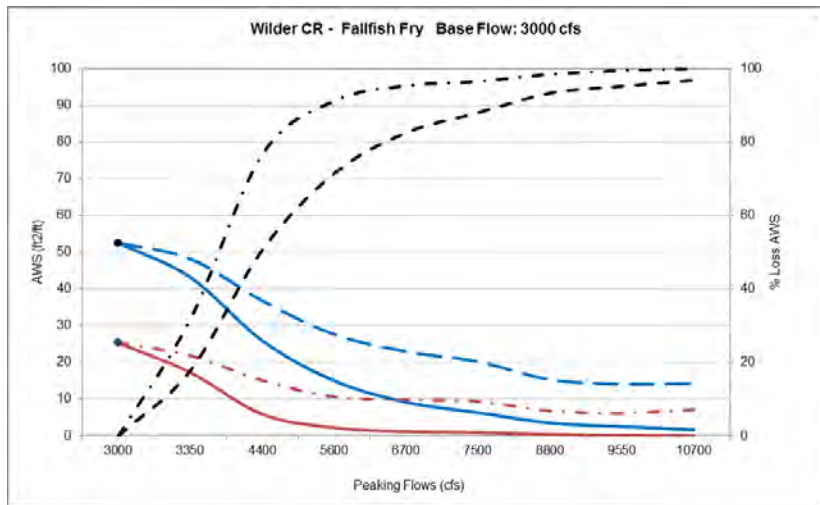


Wilder CR Fallfish fry persistent and persistent quality habitat.

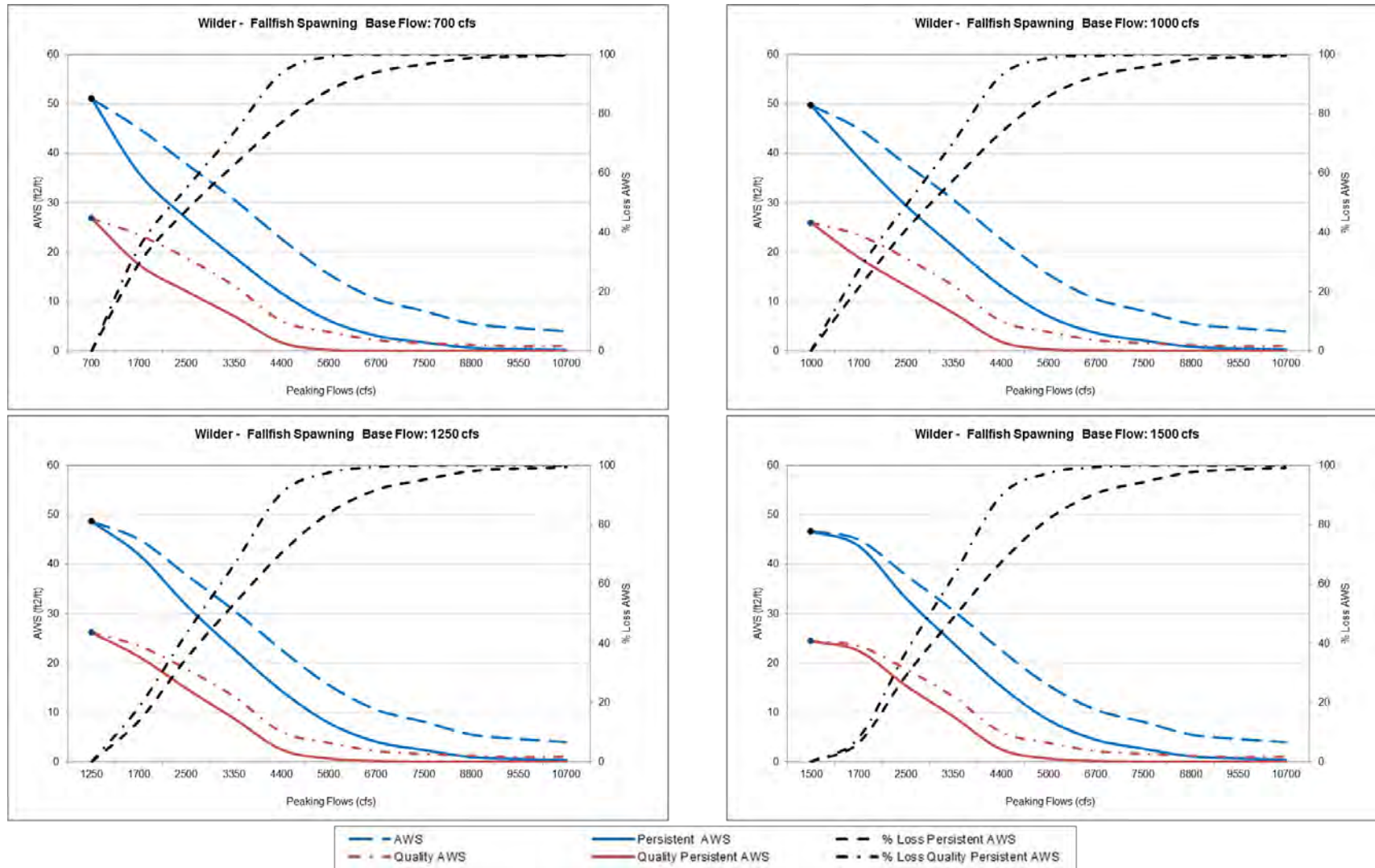


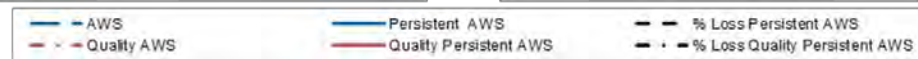
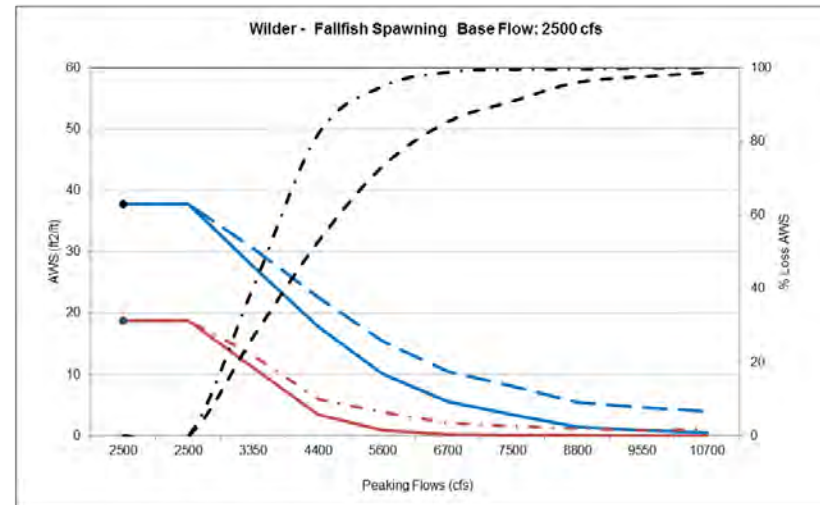
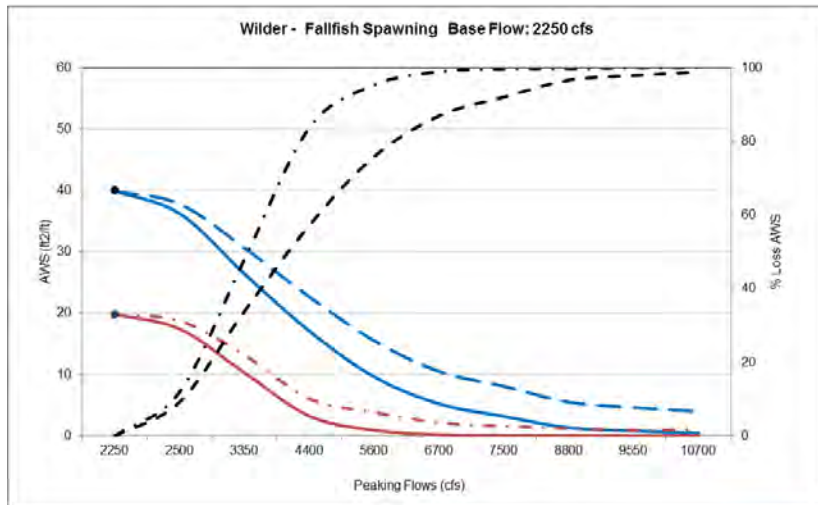
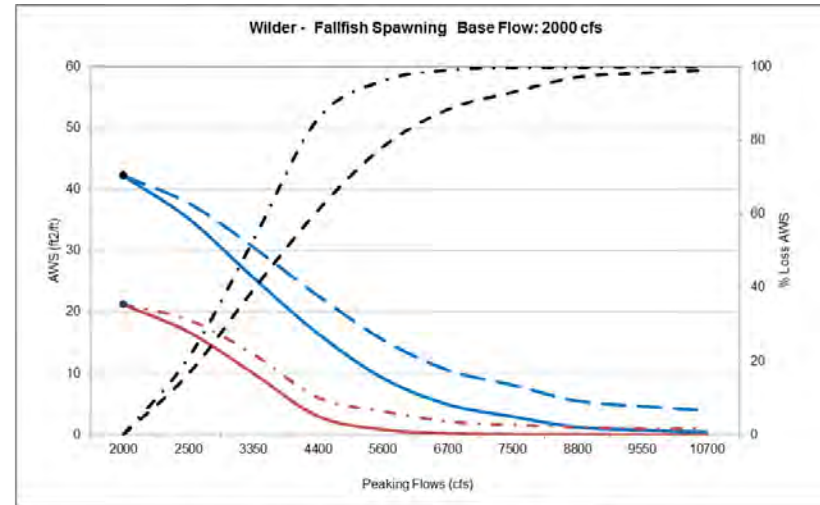
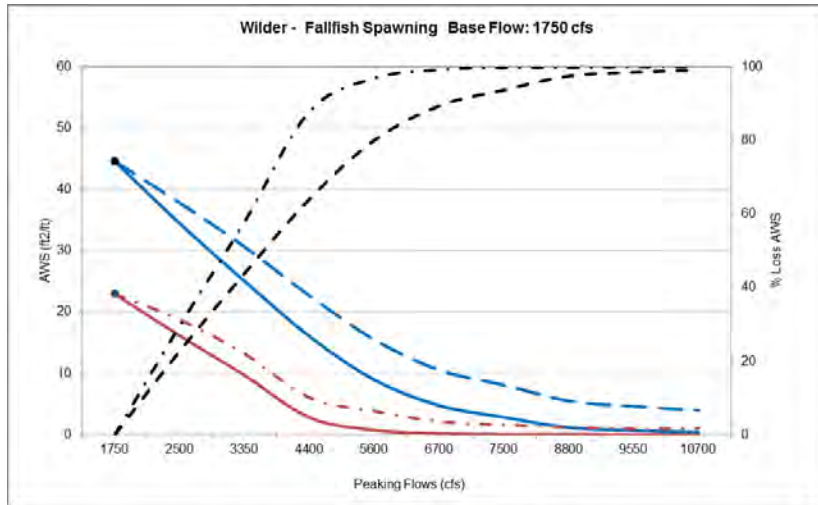




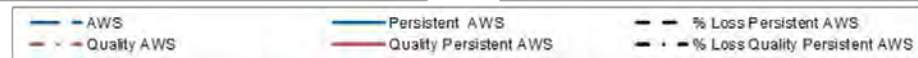
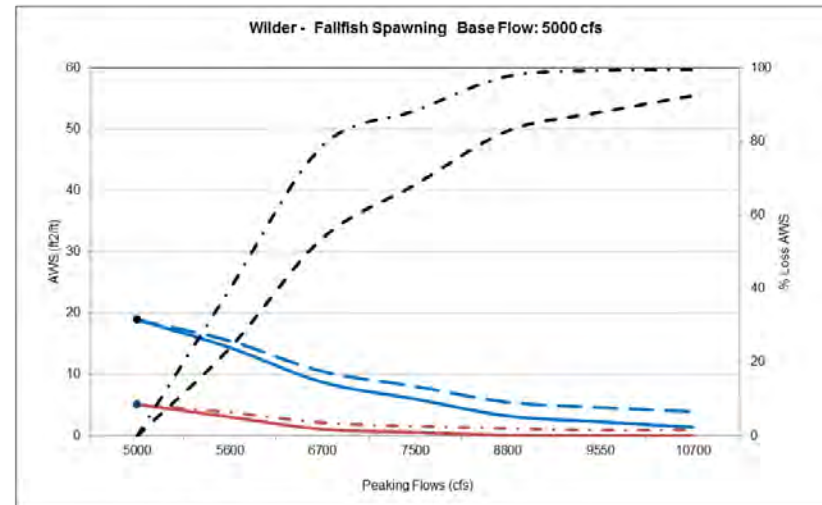
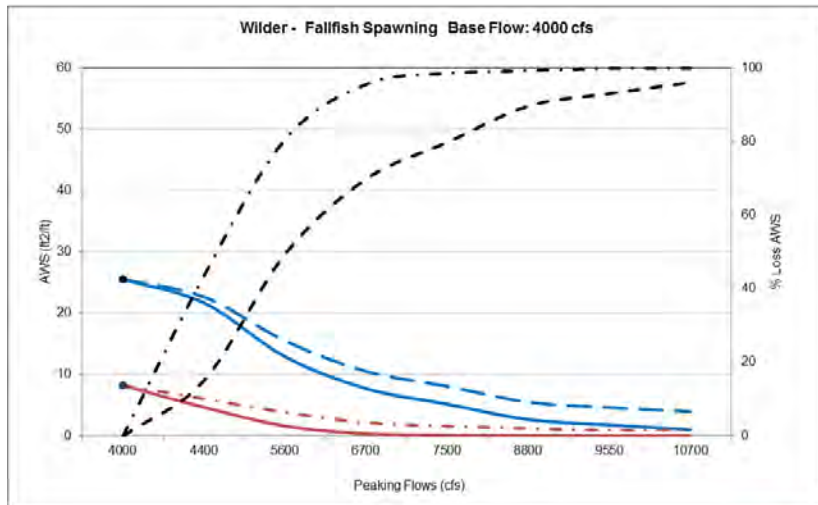
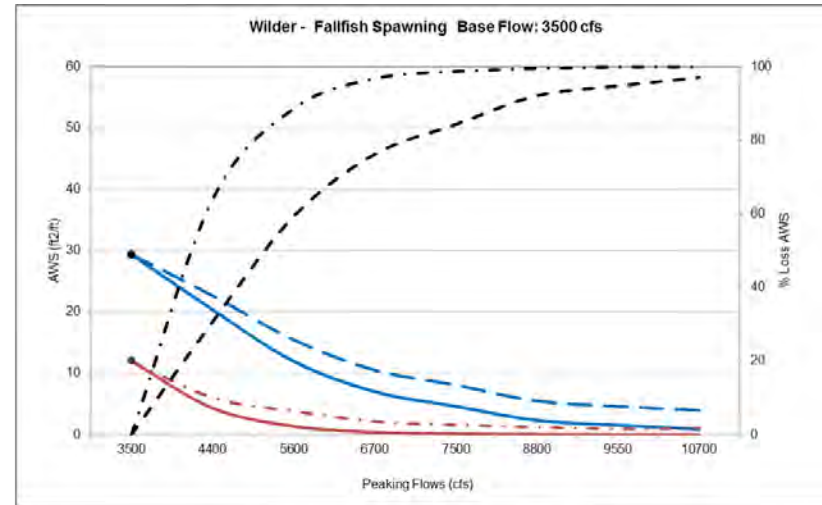
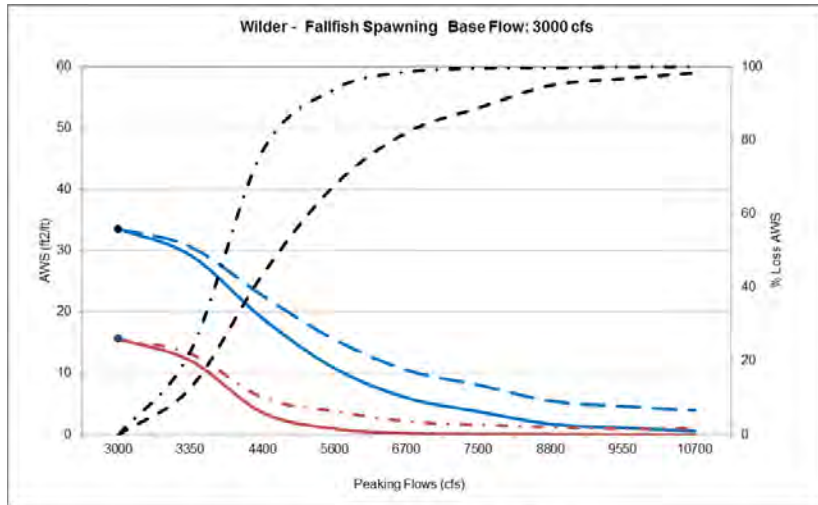


Wilder Fallfish spawning persistent and persistent quality habitat.

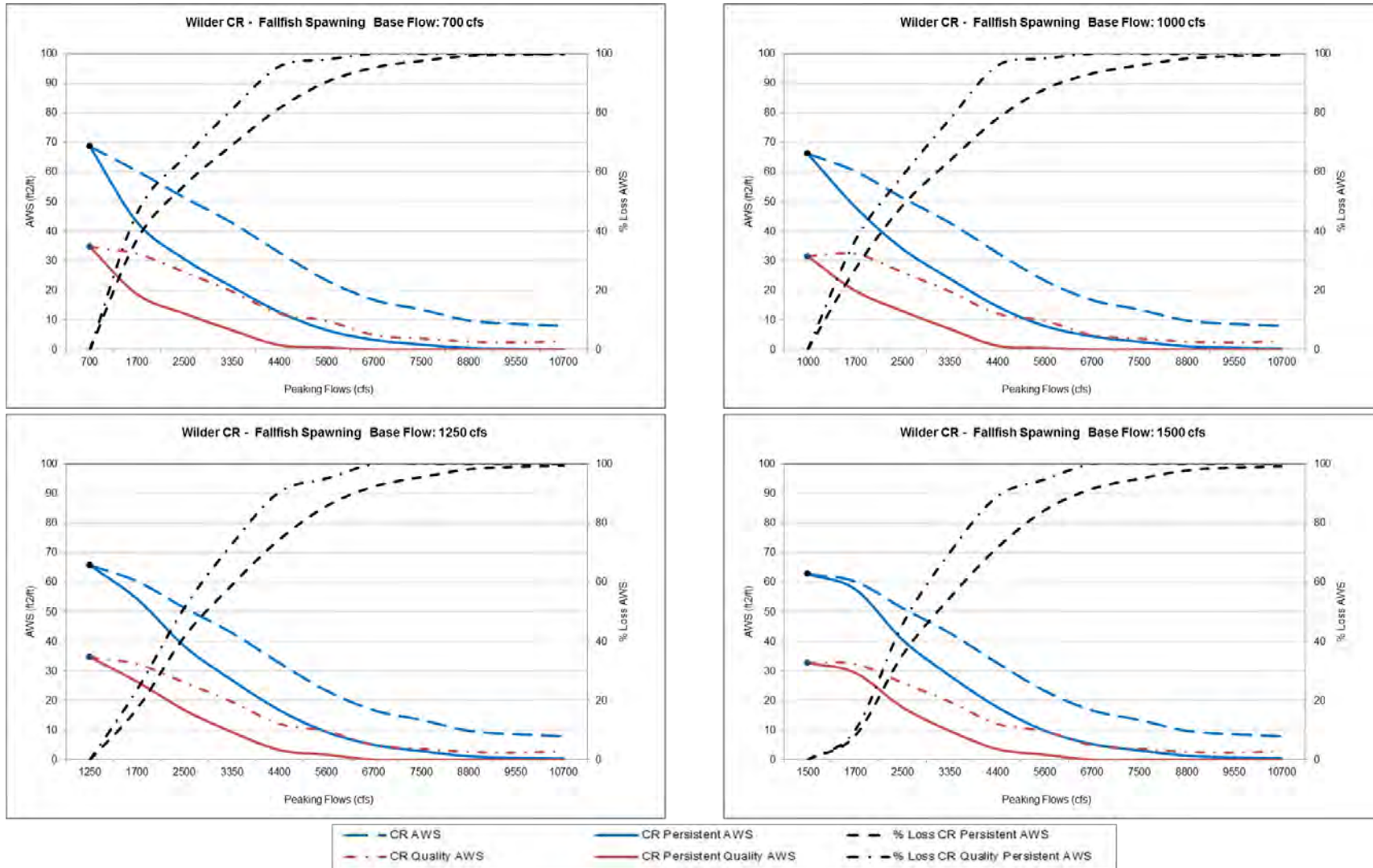


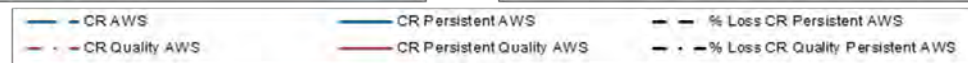
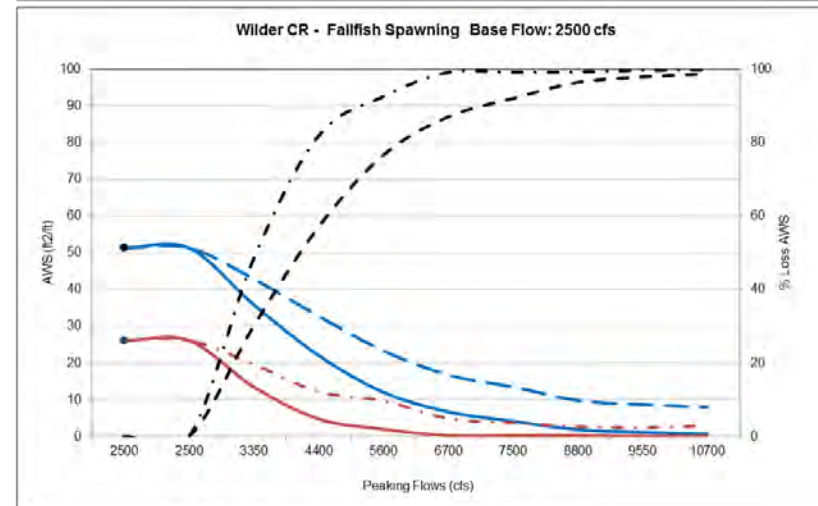
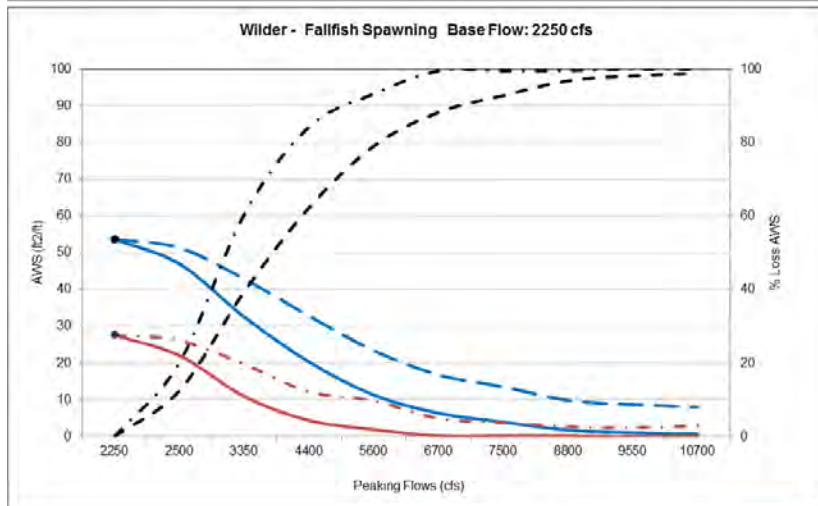
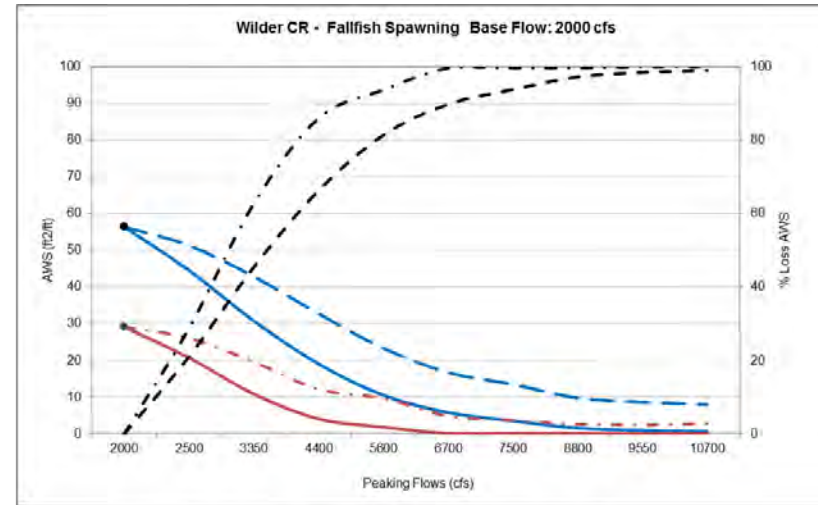
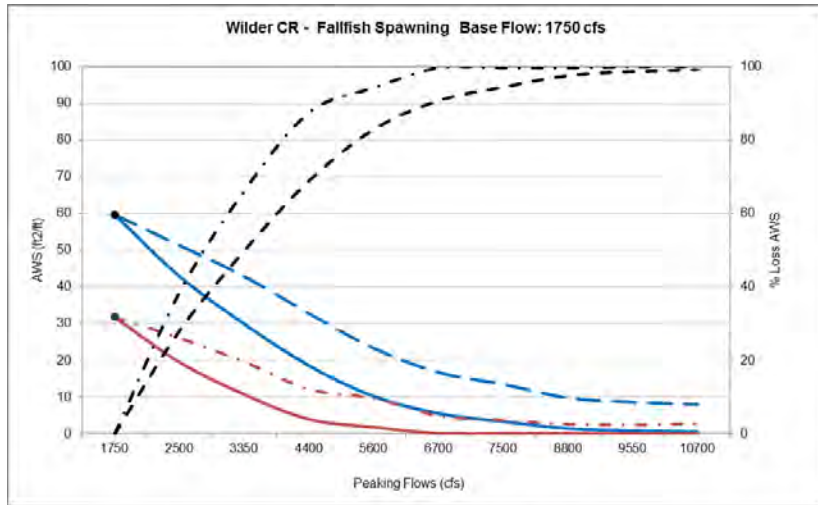


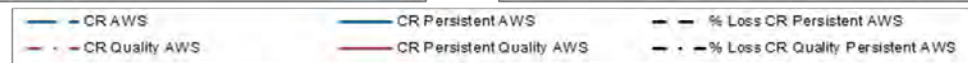
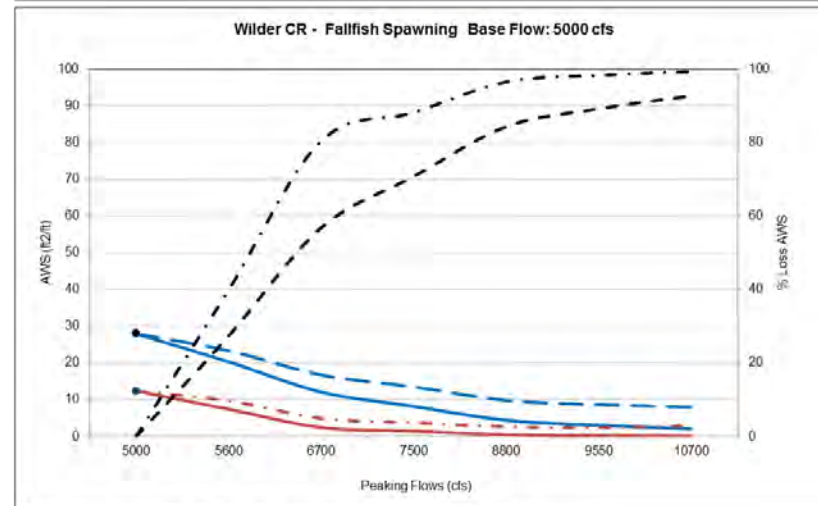
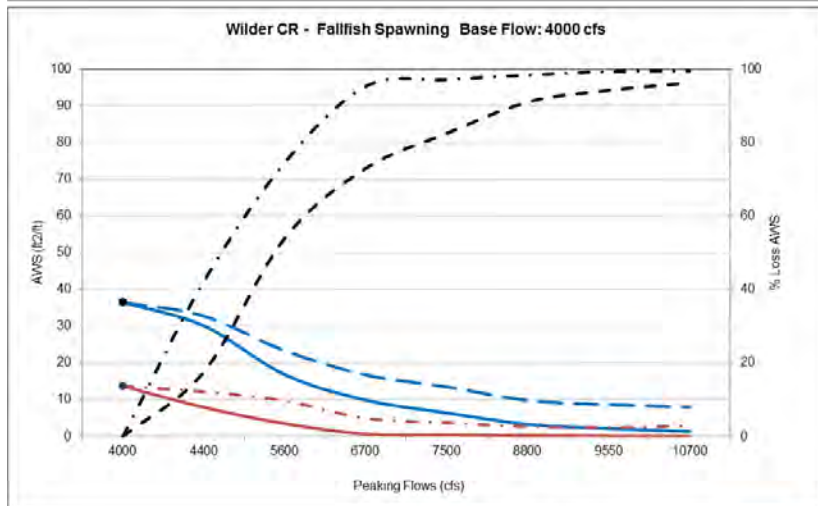
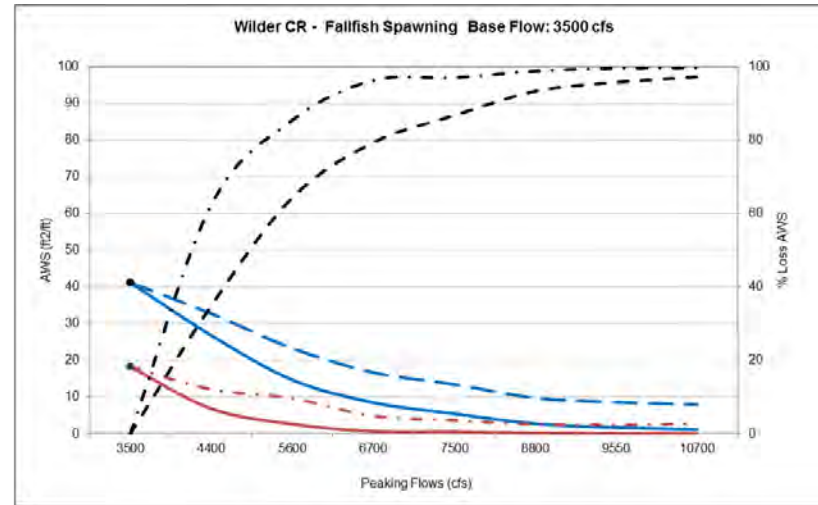
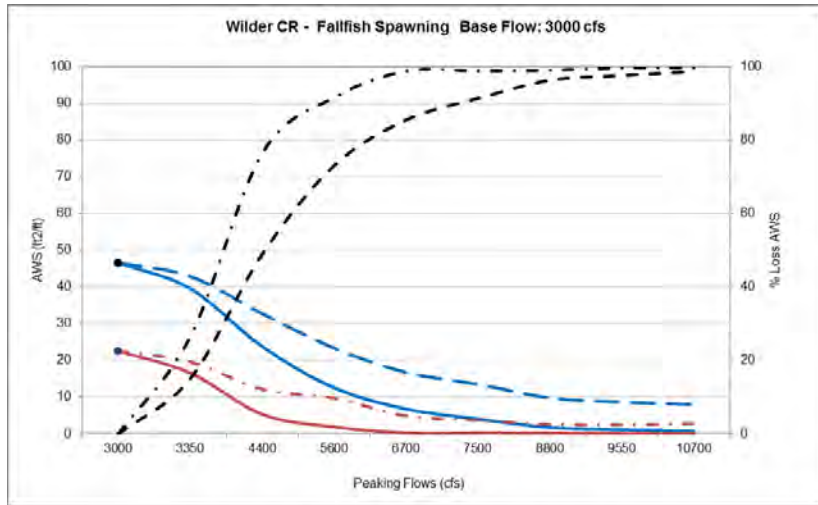




Wilder CR Fallfish spawning persistent and persistent quality habitat.

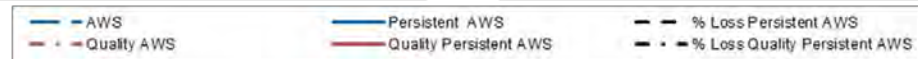
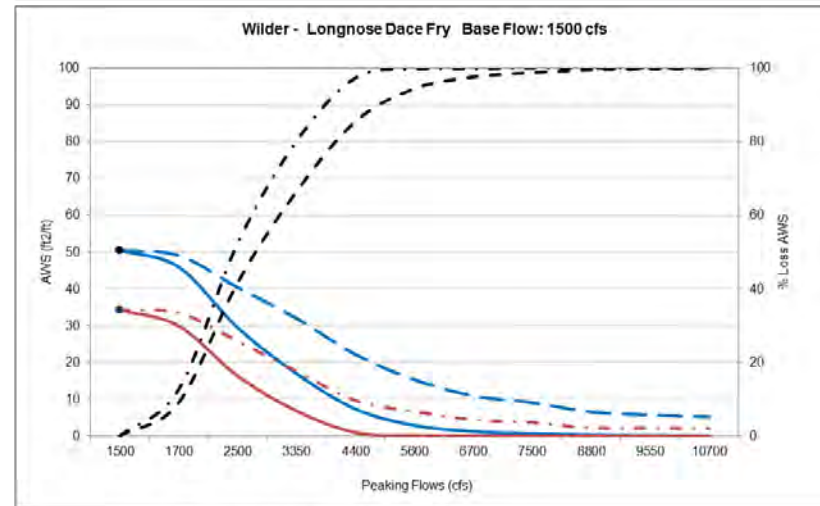
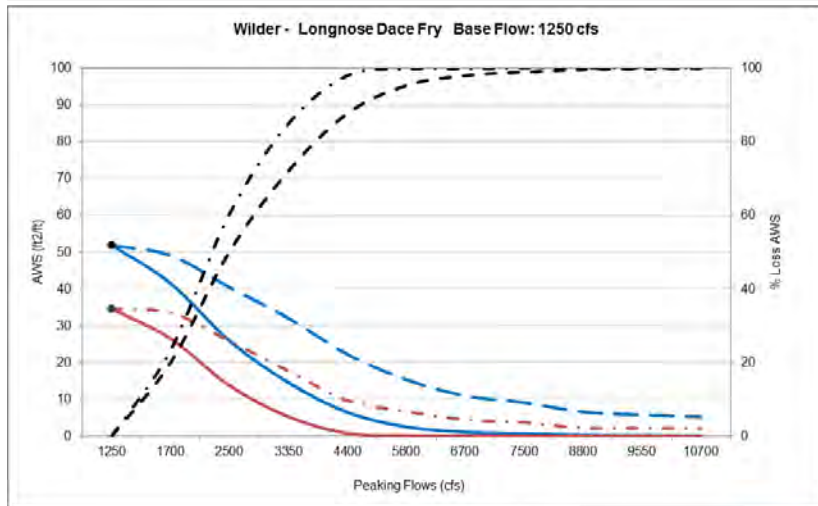
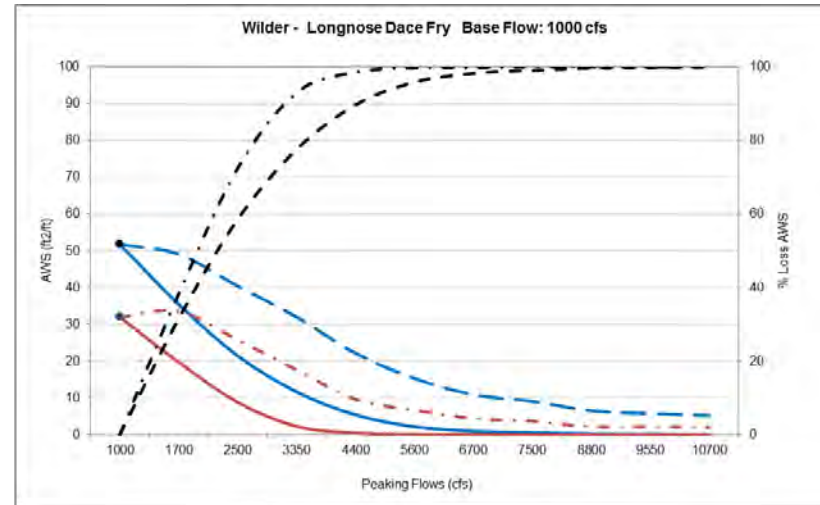
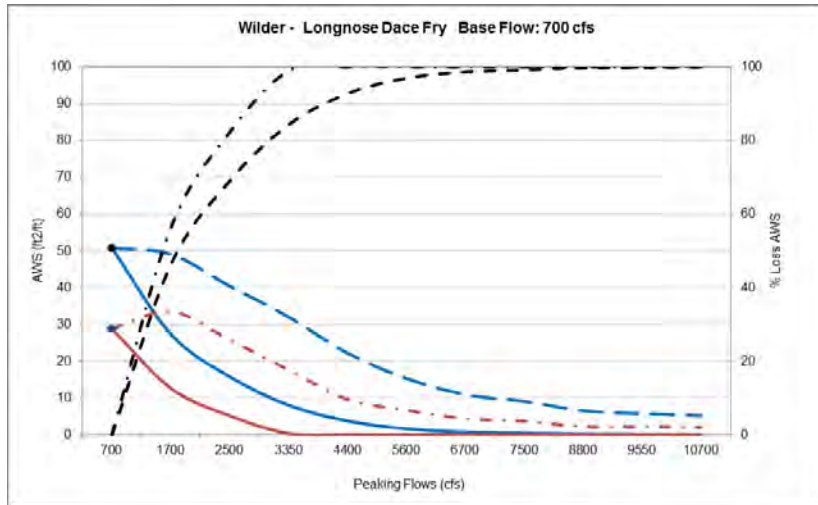


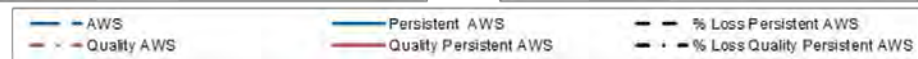
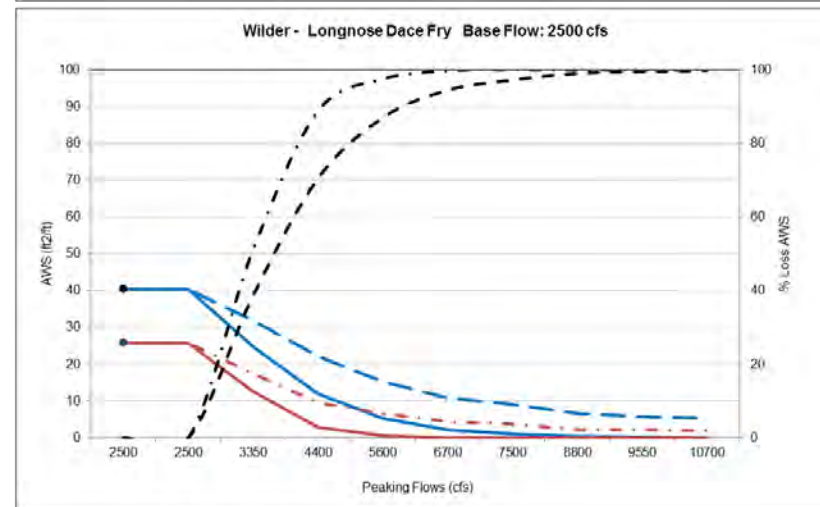
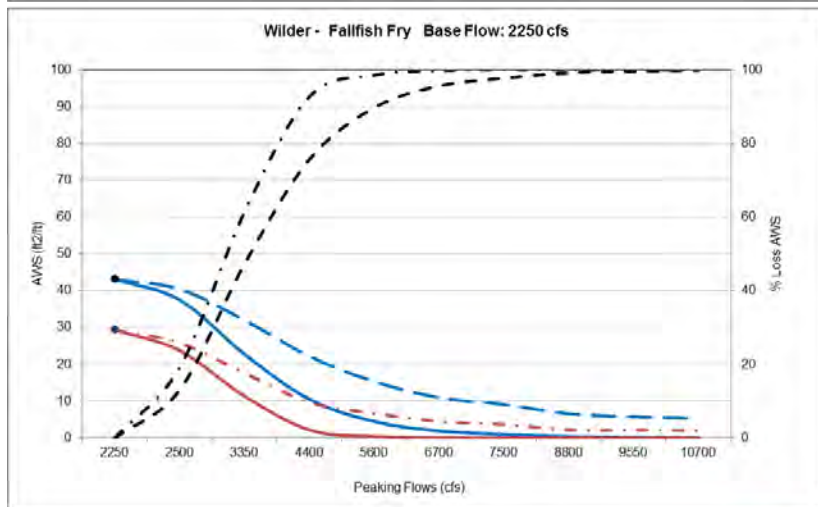
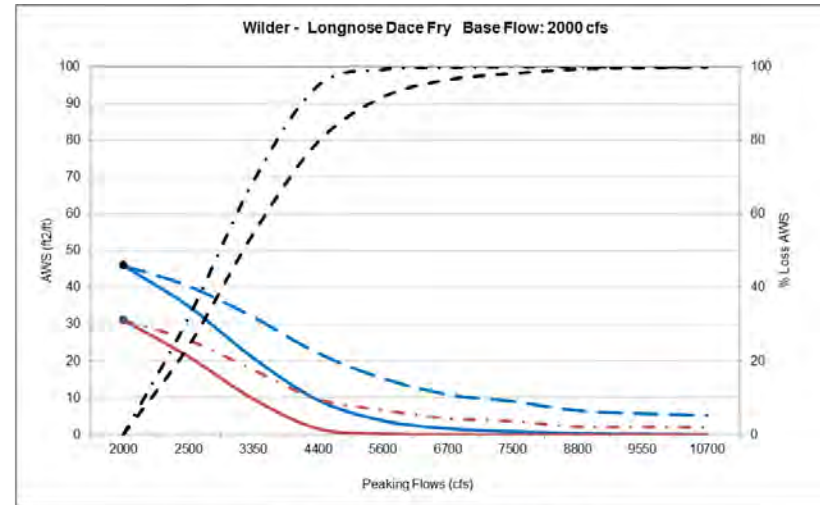
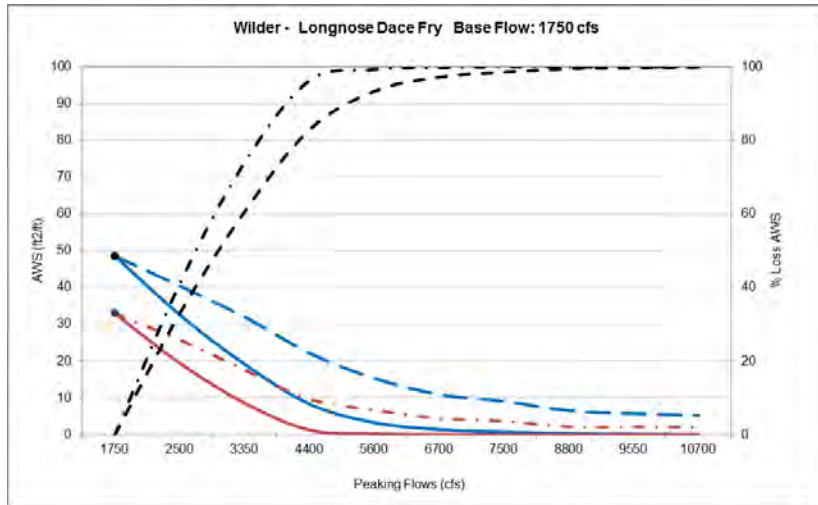


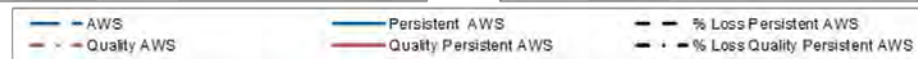
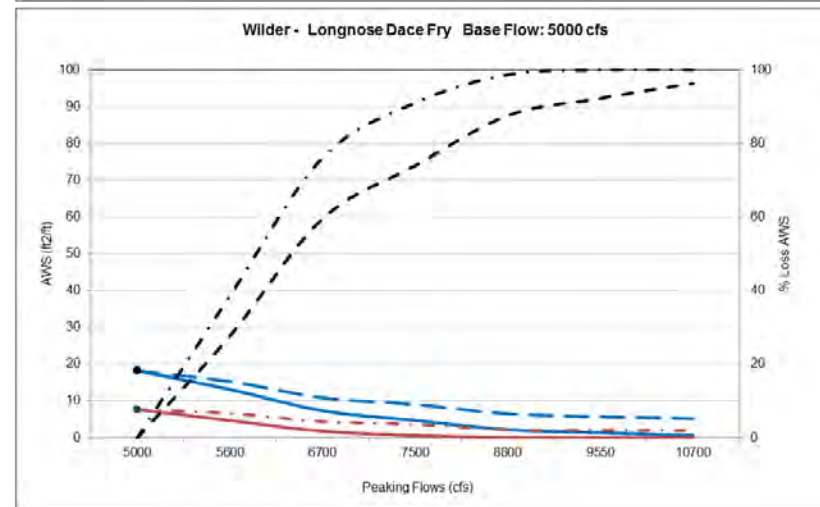
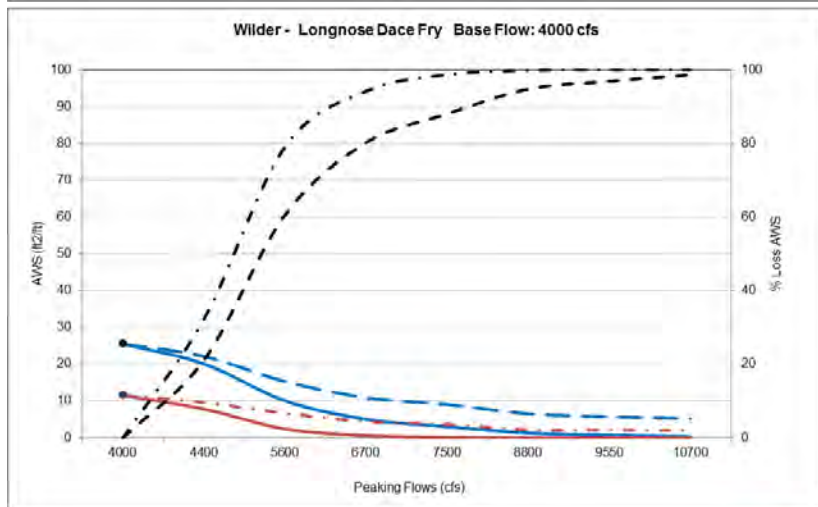
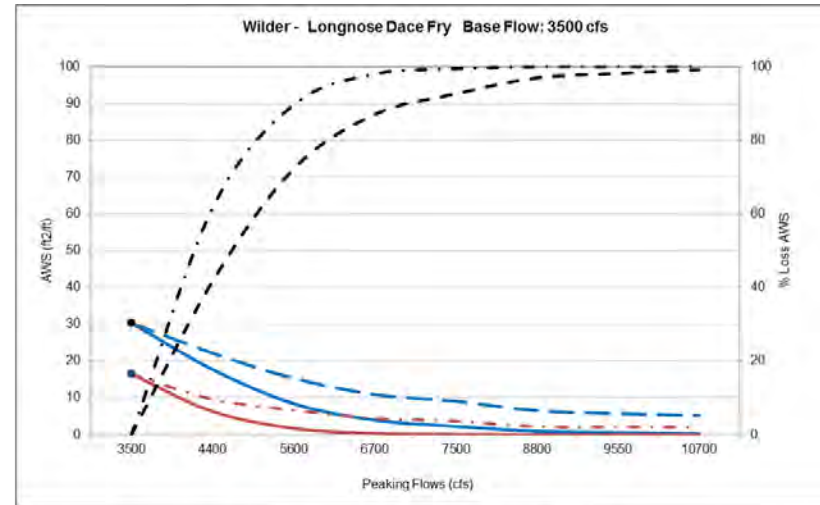
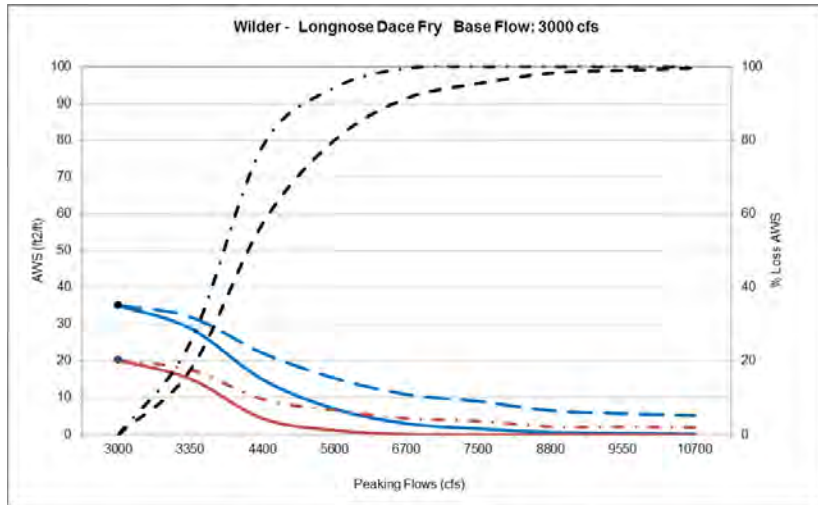




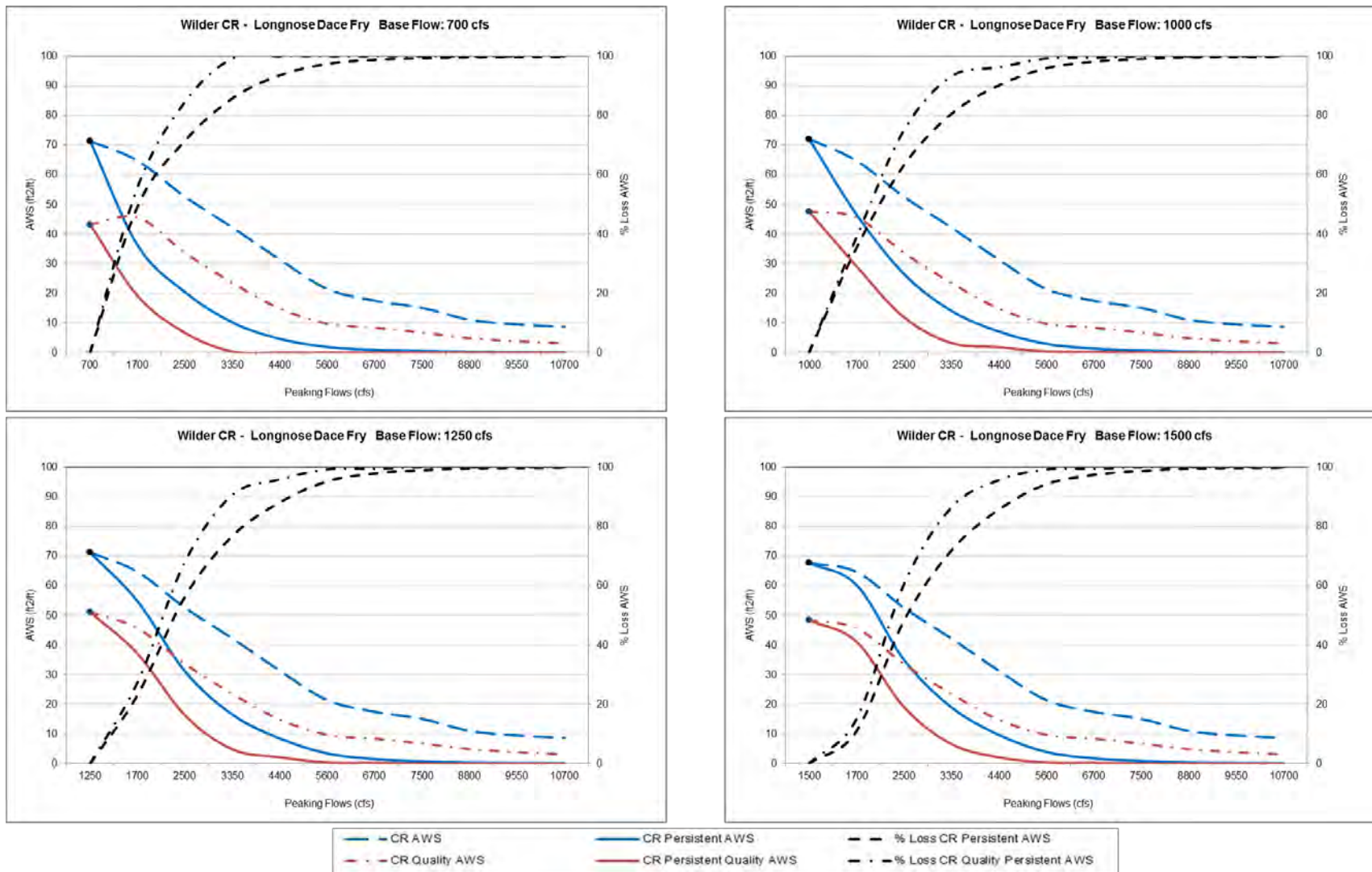
Wilder Longnose Dace fry persistent and persistent quality habitat.



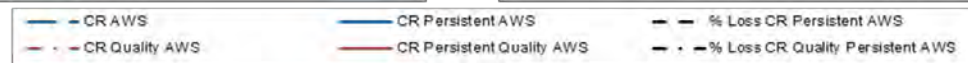
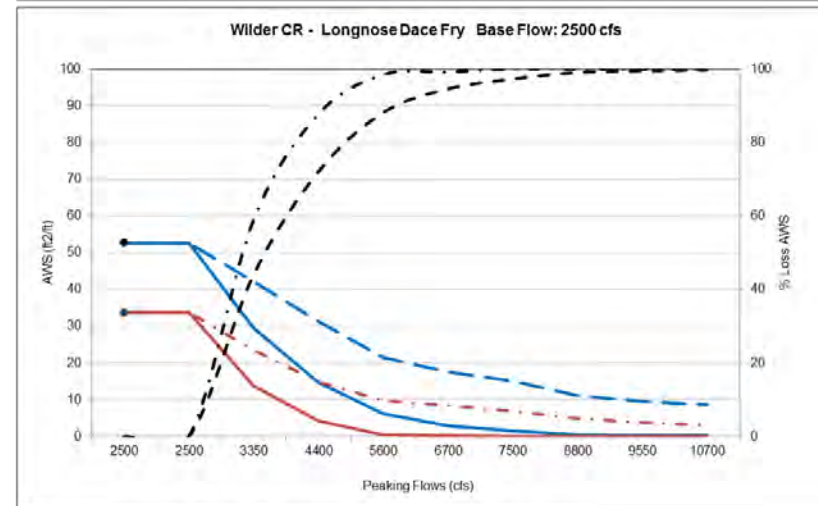
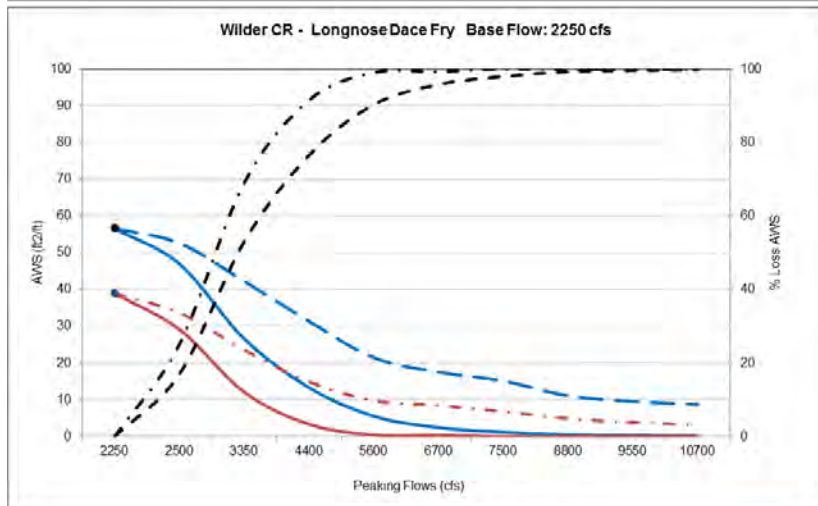
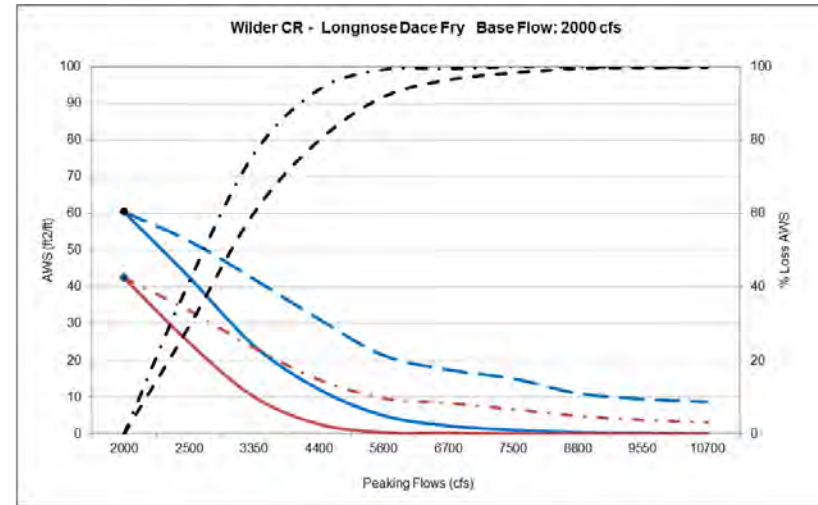
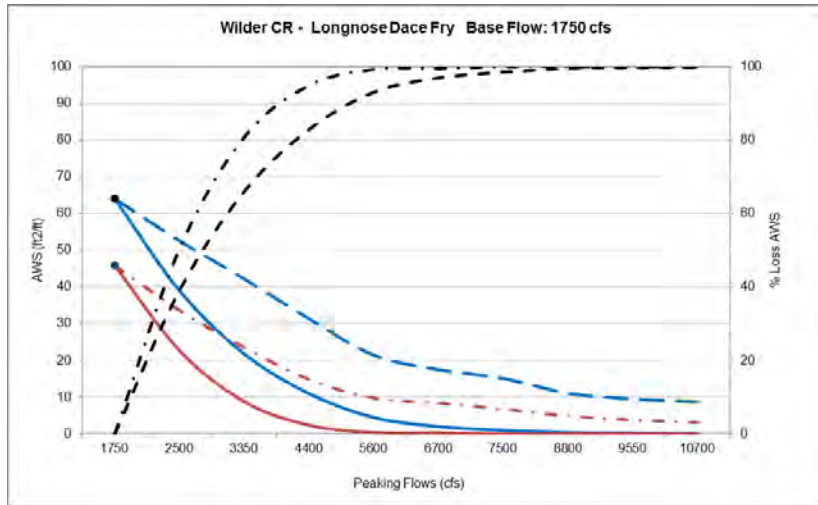


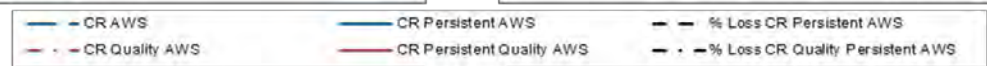
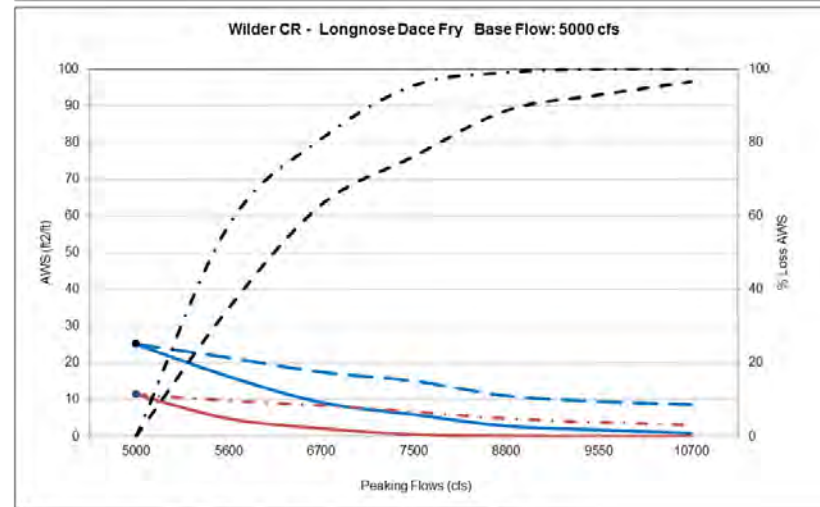
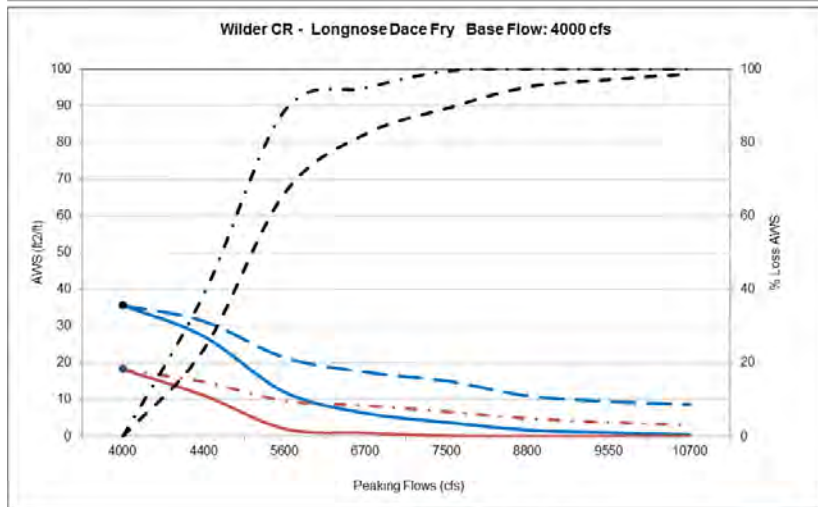
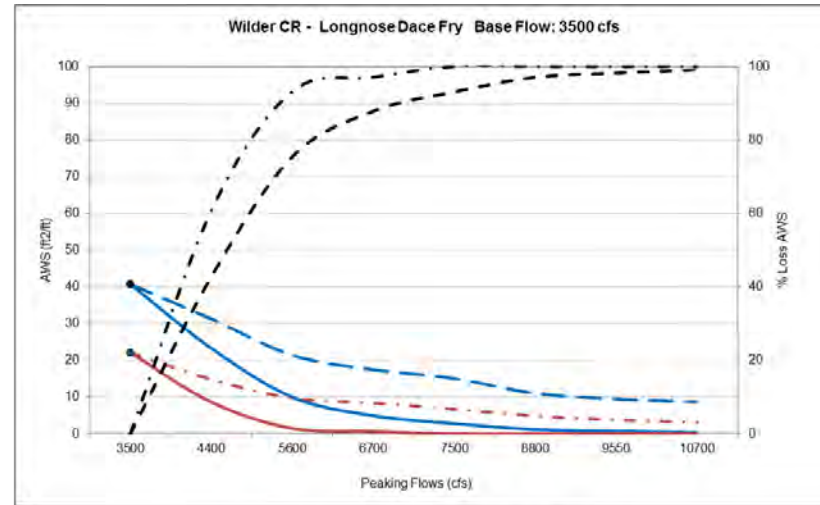
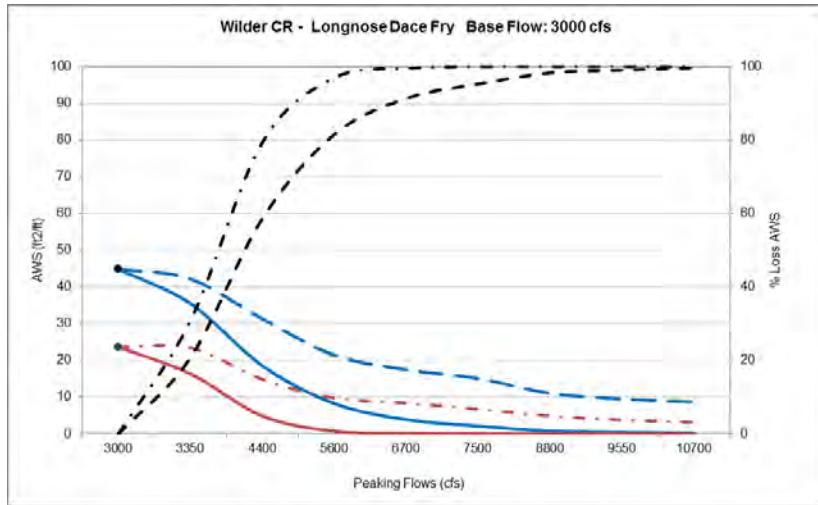


Wilder CR Longnose Dace fry persistent and persistent quality habitat.

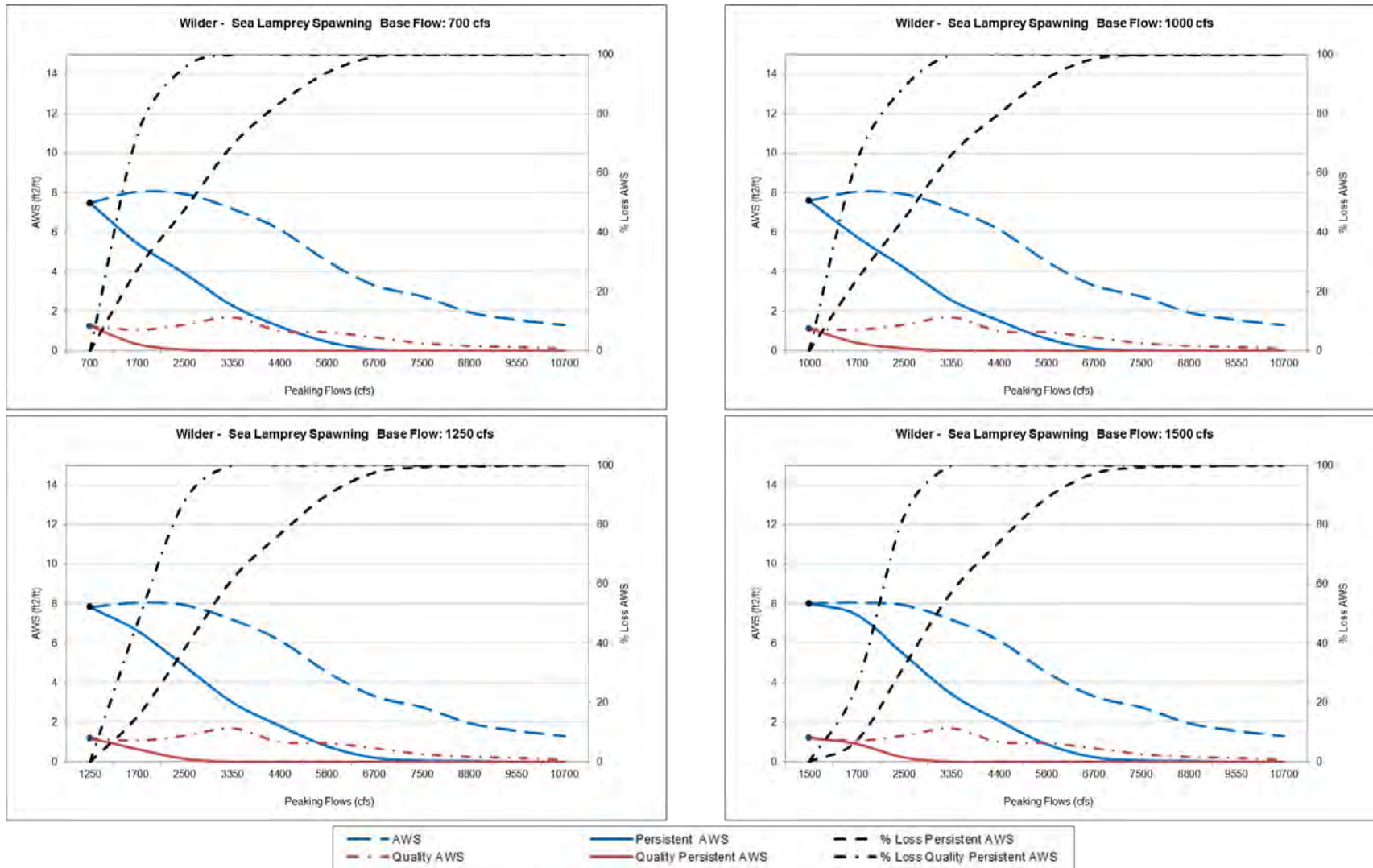


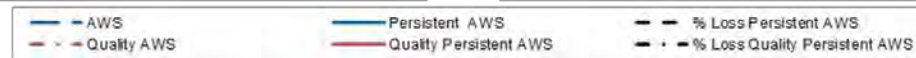
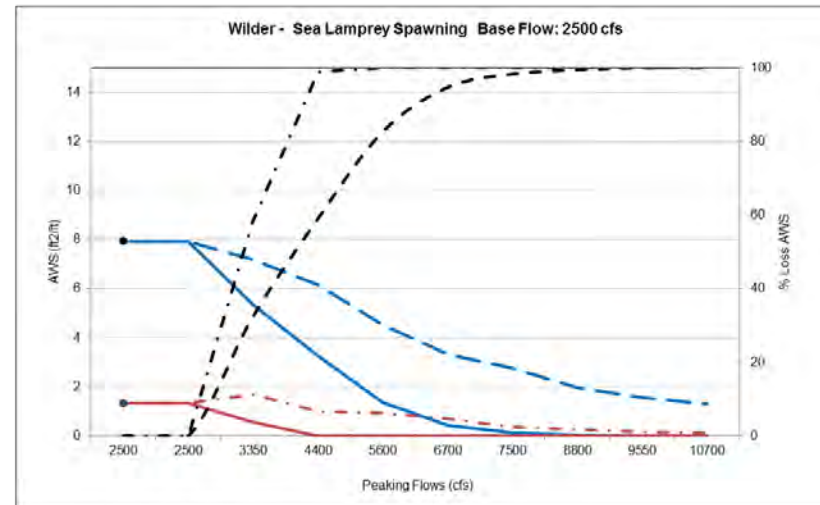
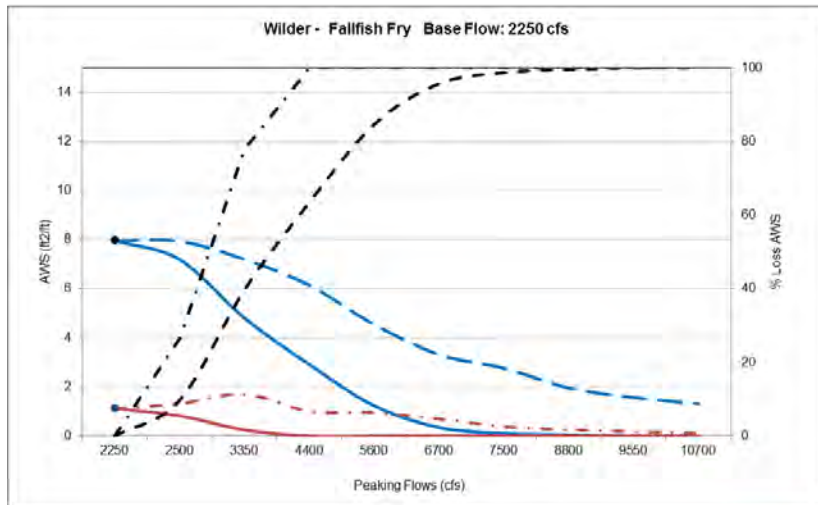
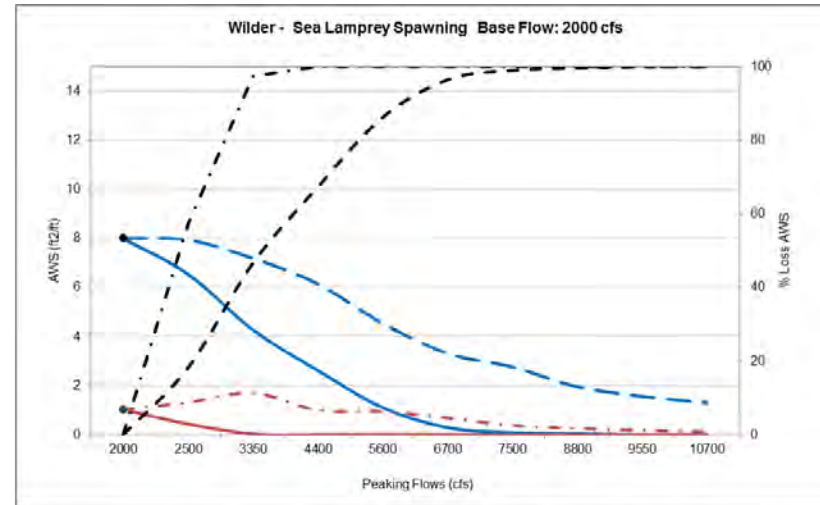
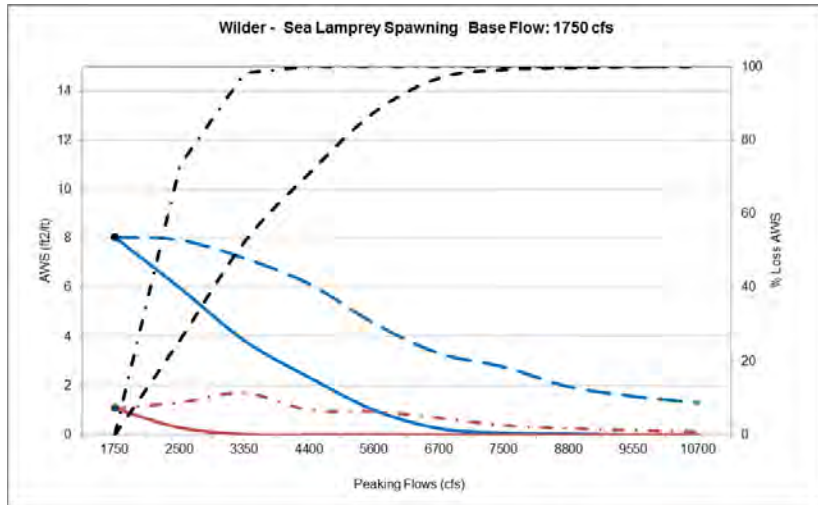




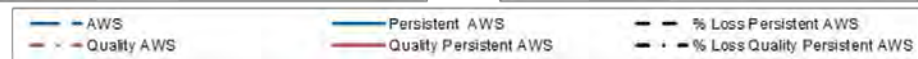
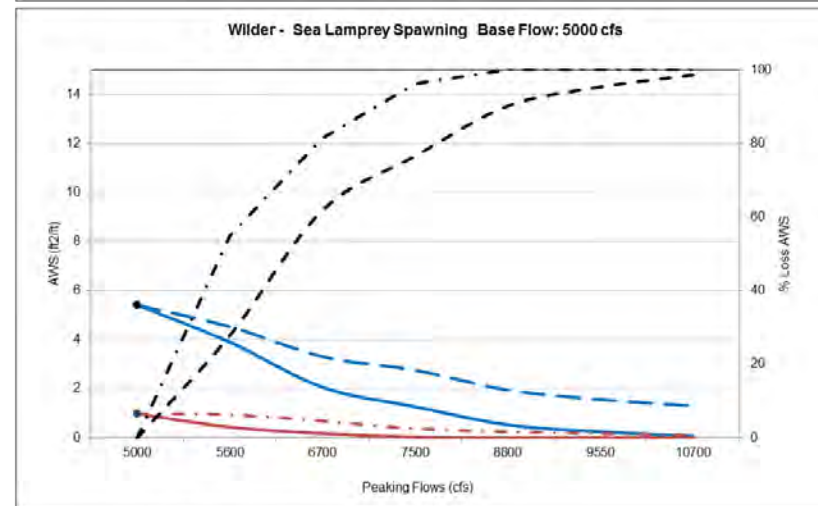
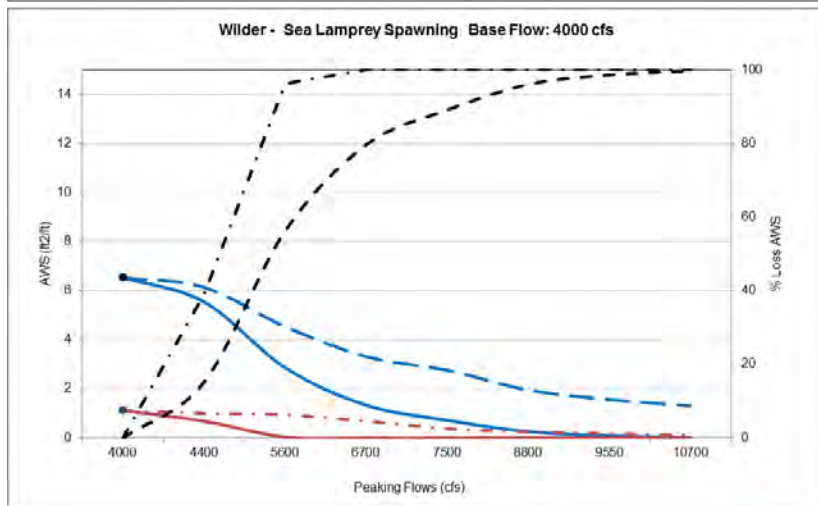
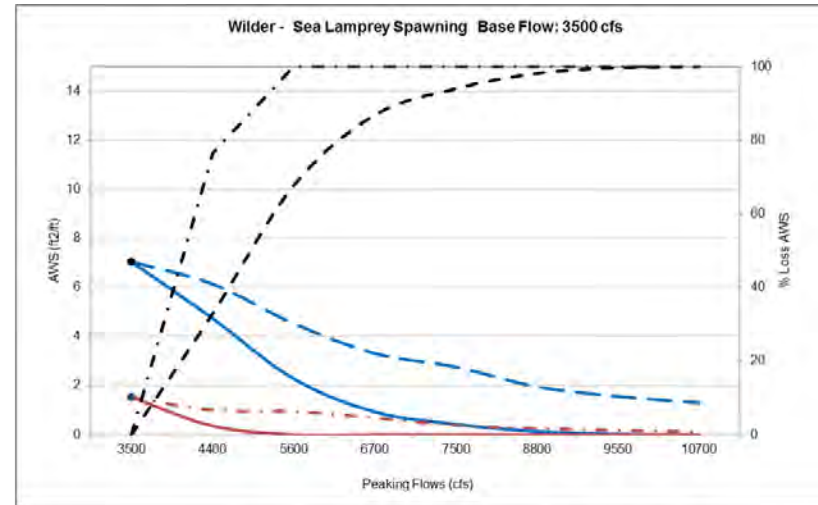
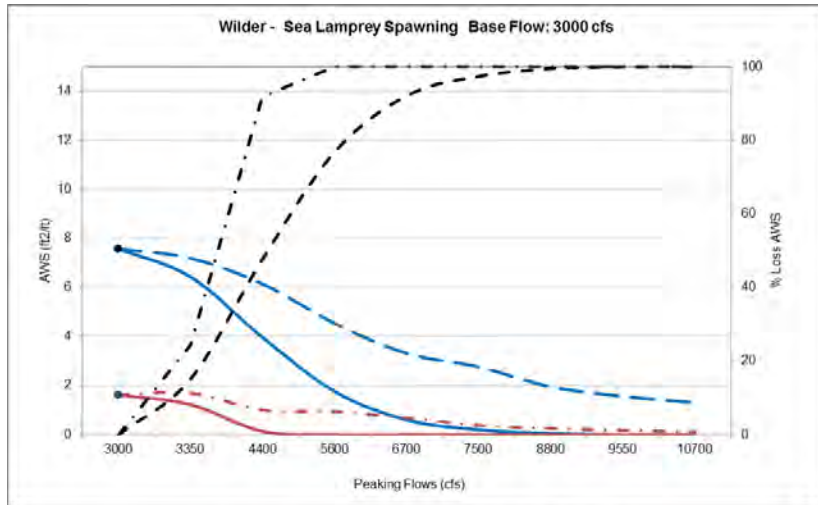


Wilder Sea Lamprey spawning persistent and persistent quality habitat.

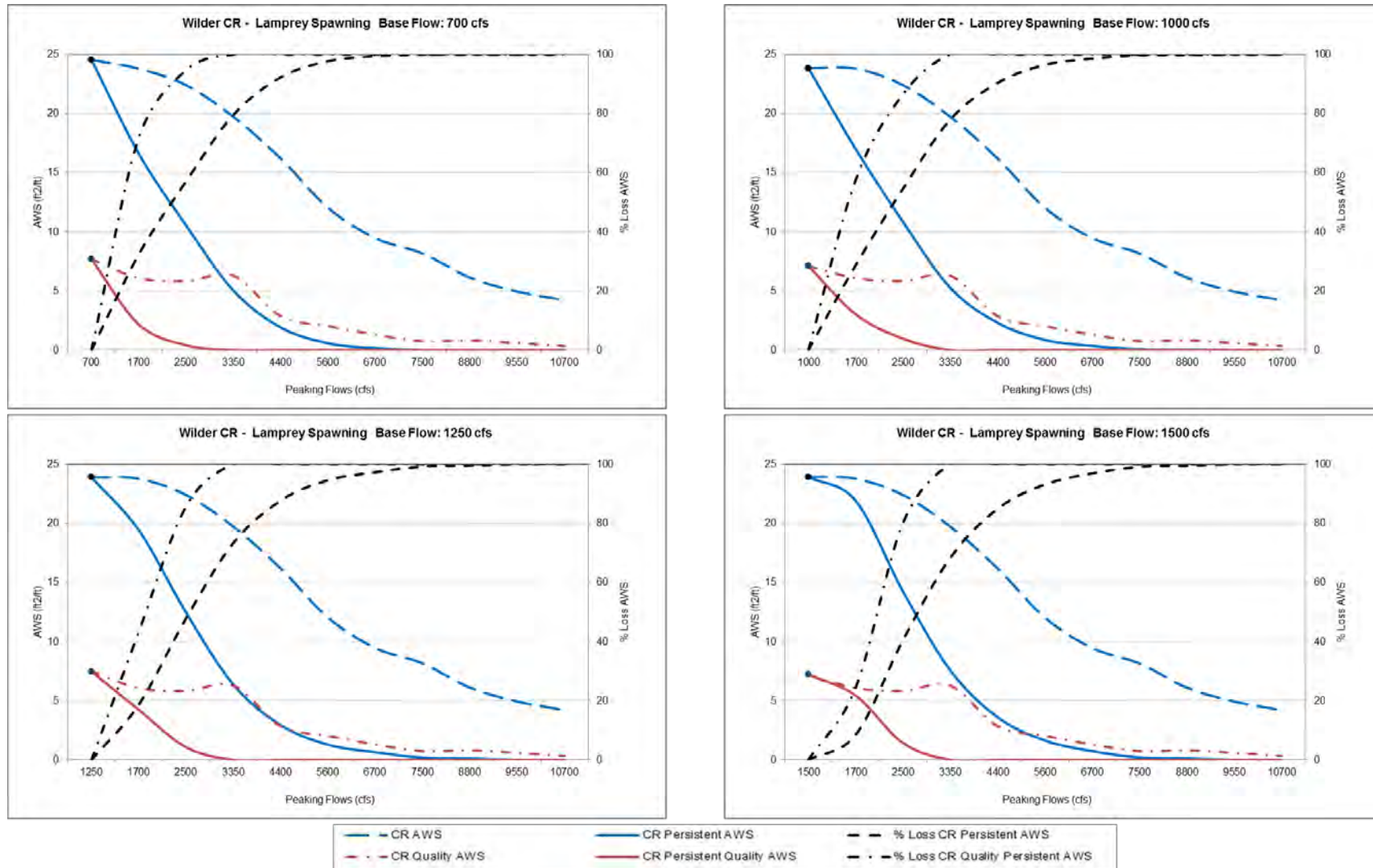


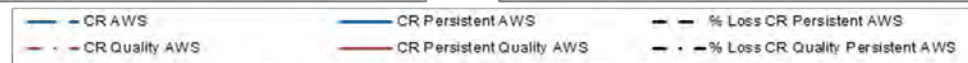
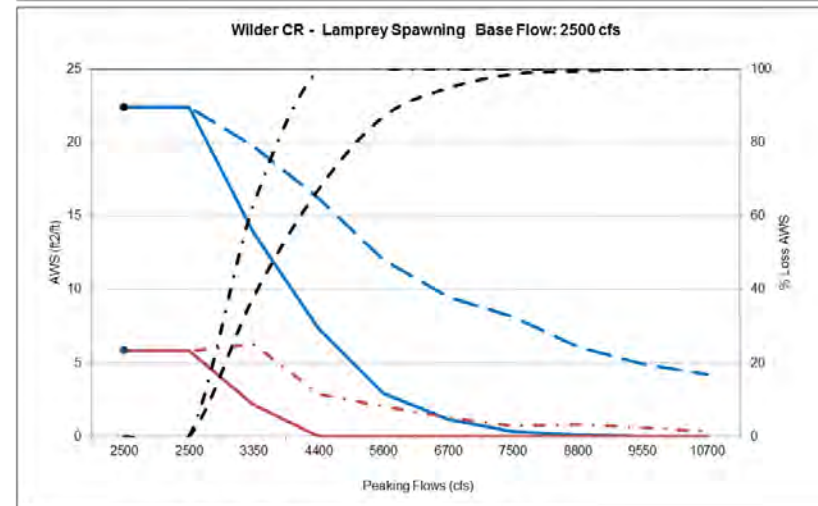
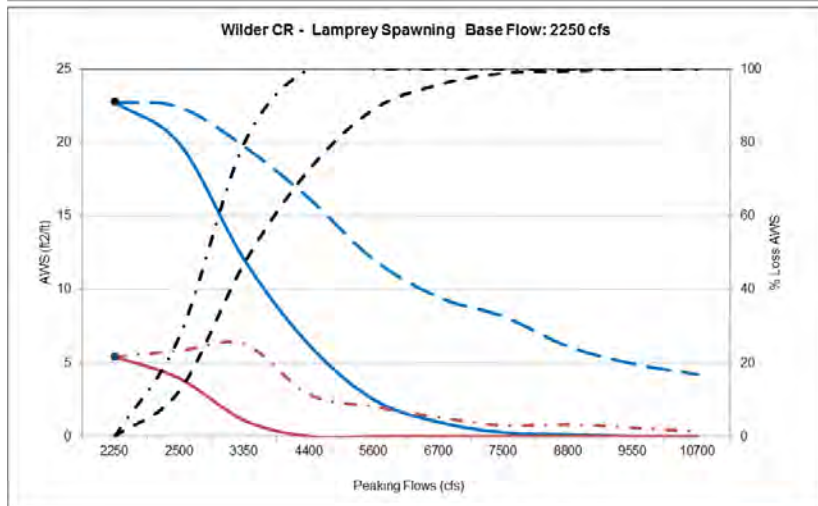
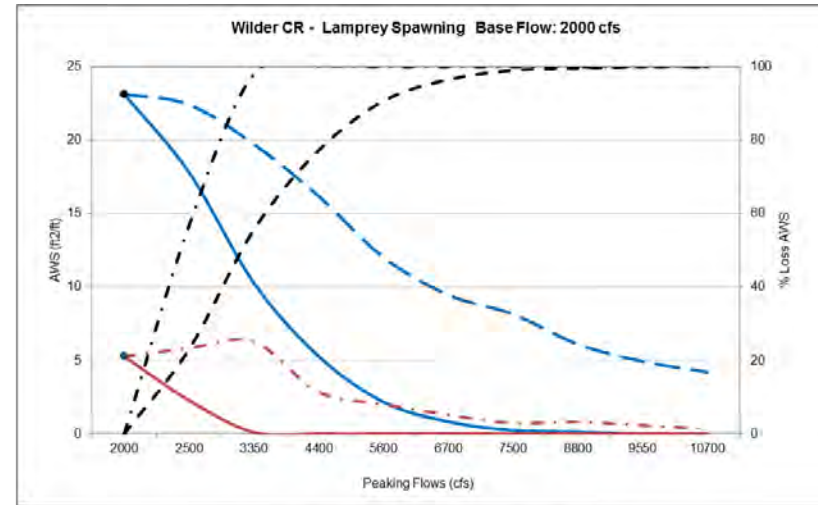
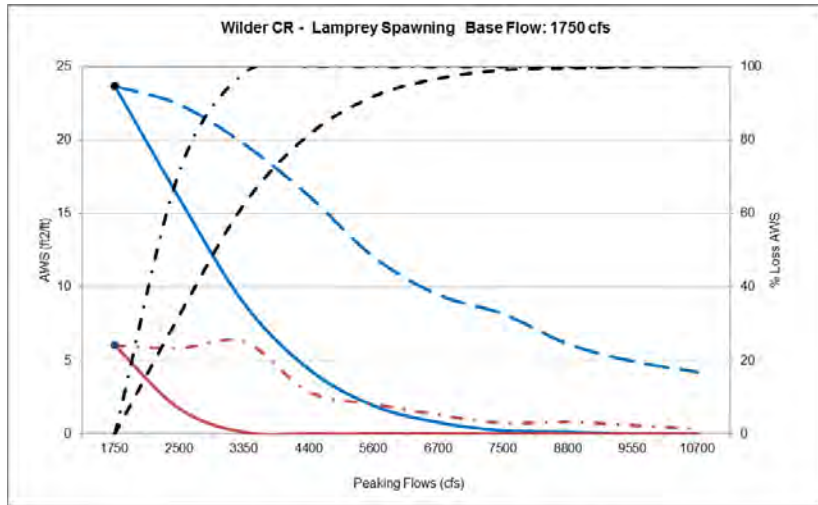


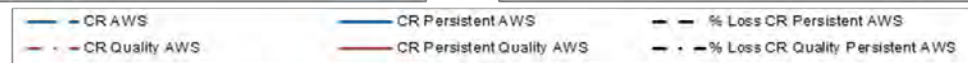
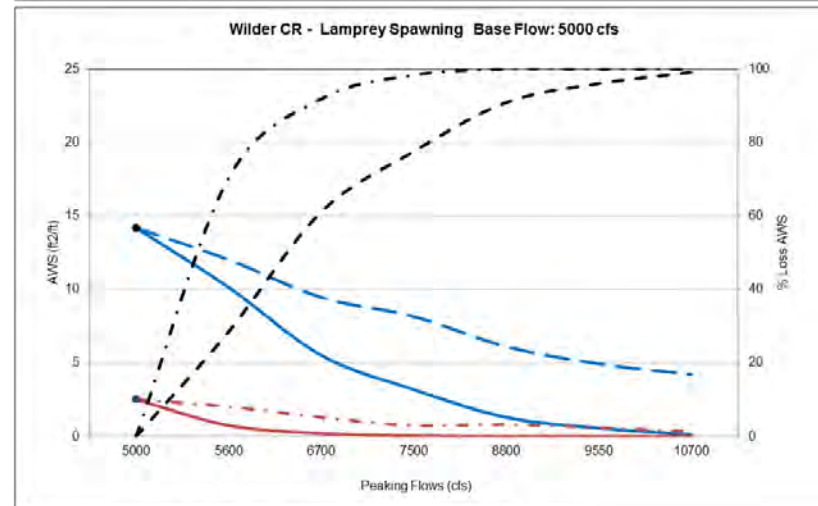
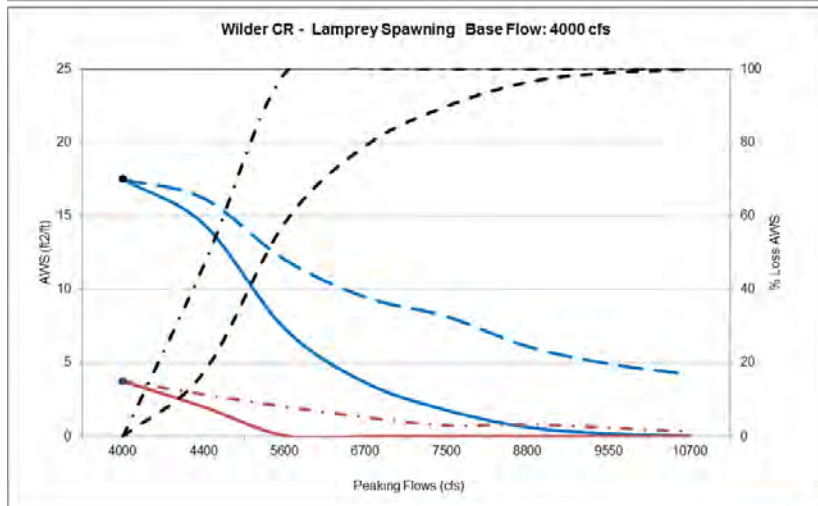
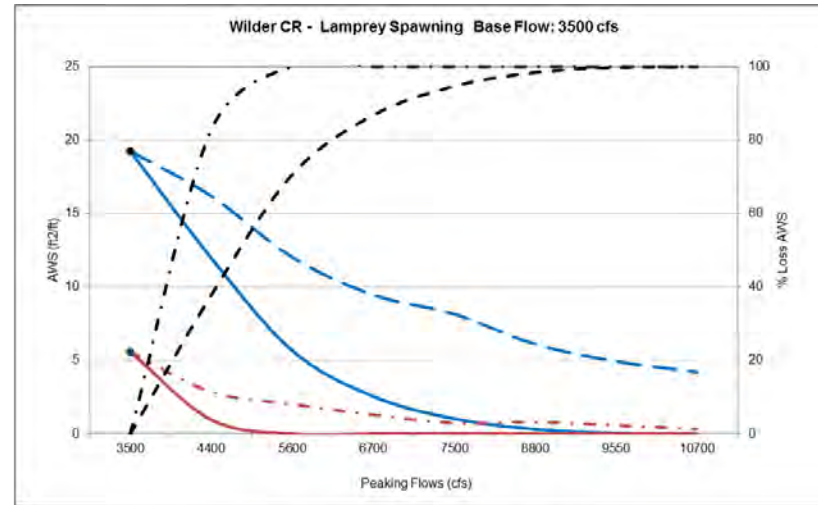
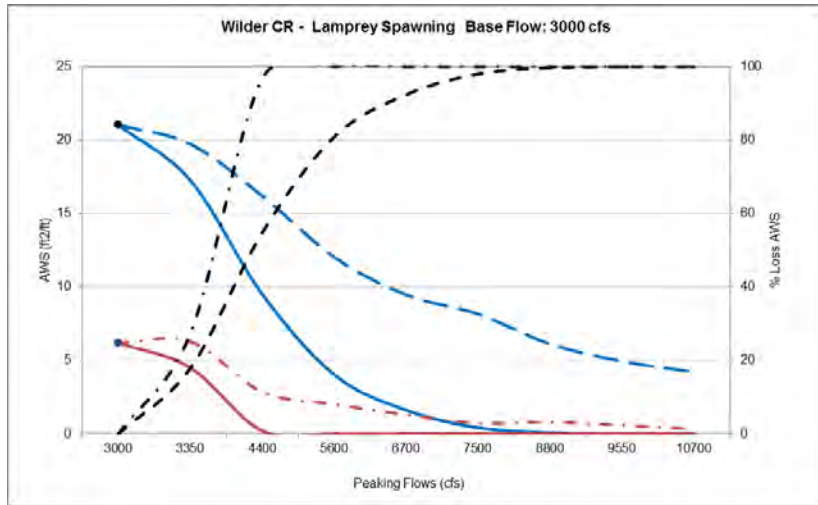




Wilder CR Sea Lamprey spawning persistent and persistent quality habitat.

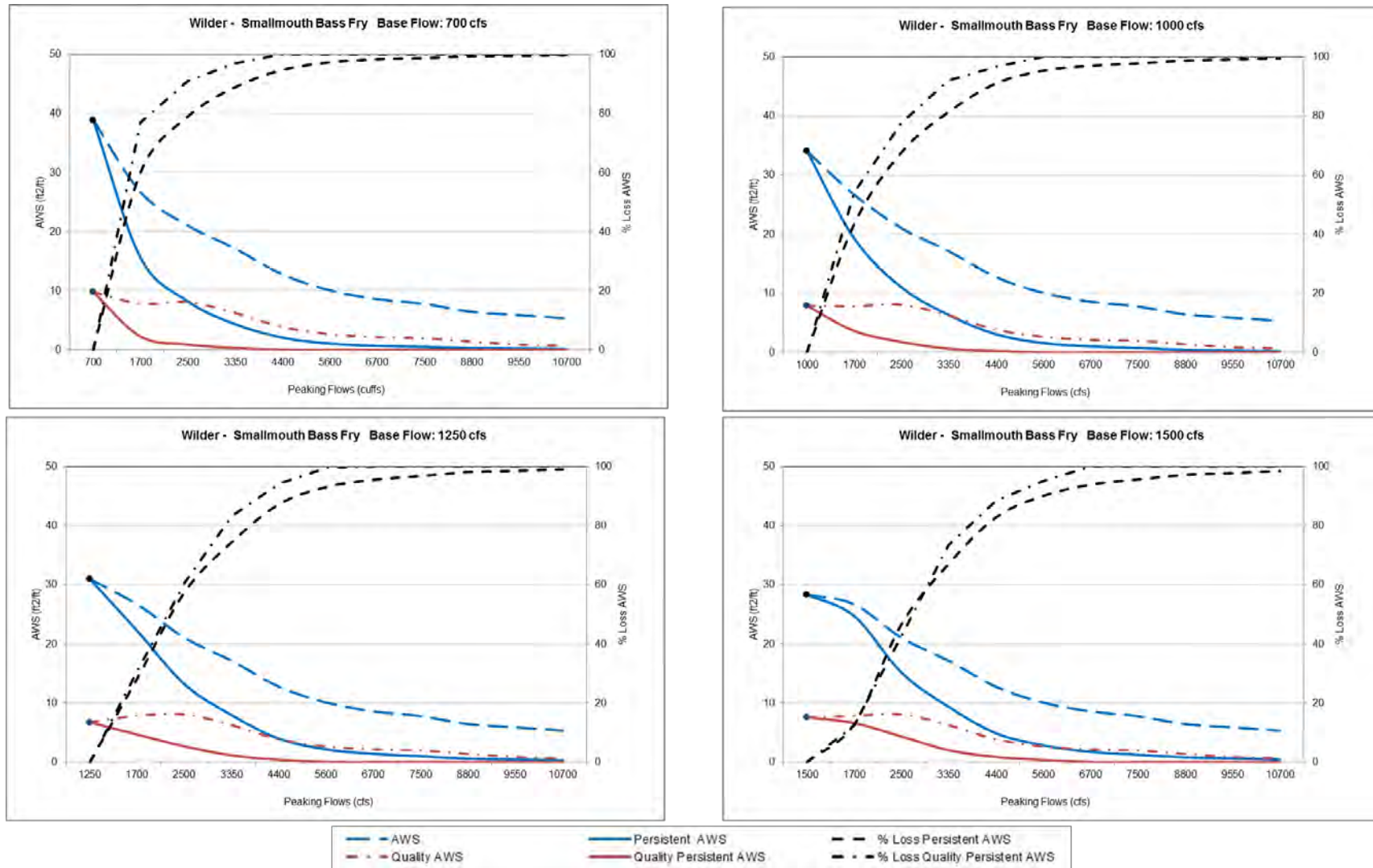


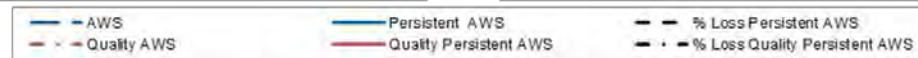
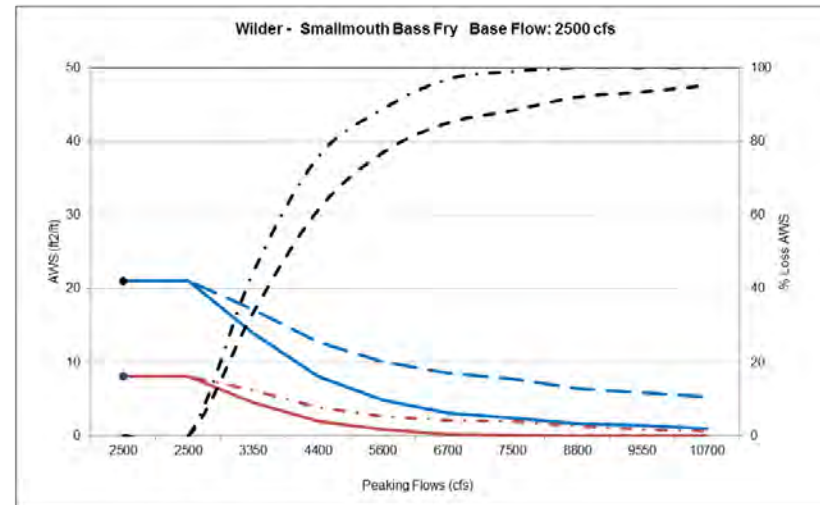
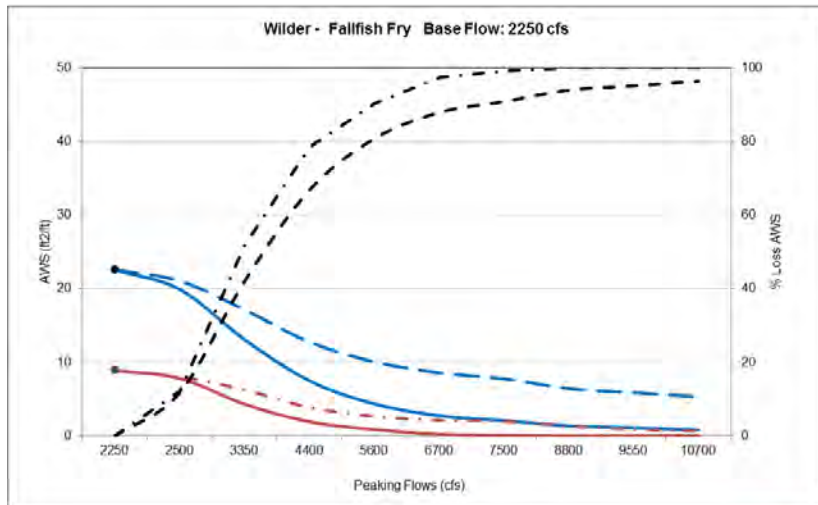
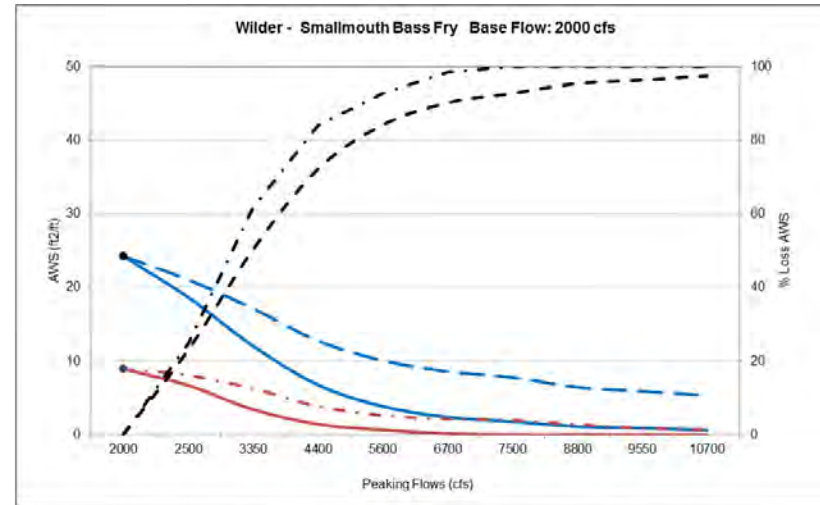
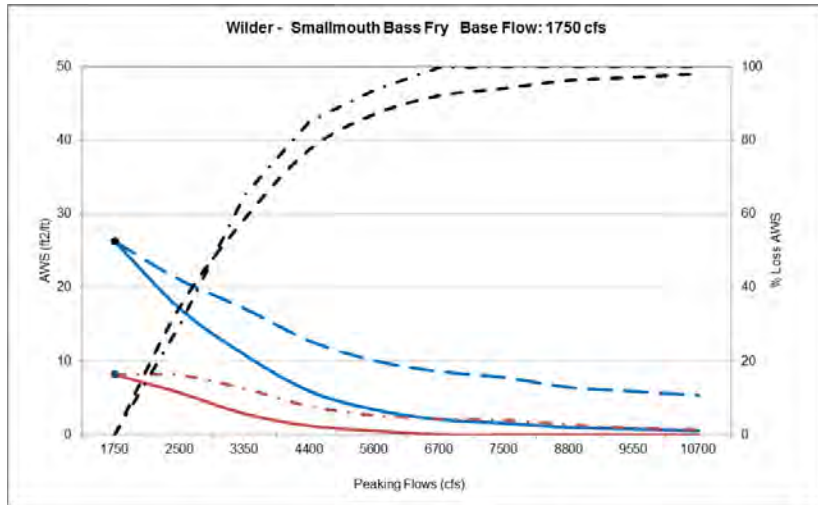


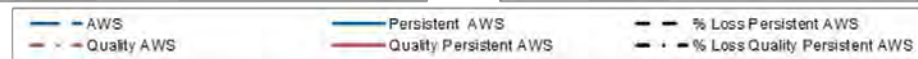
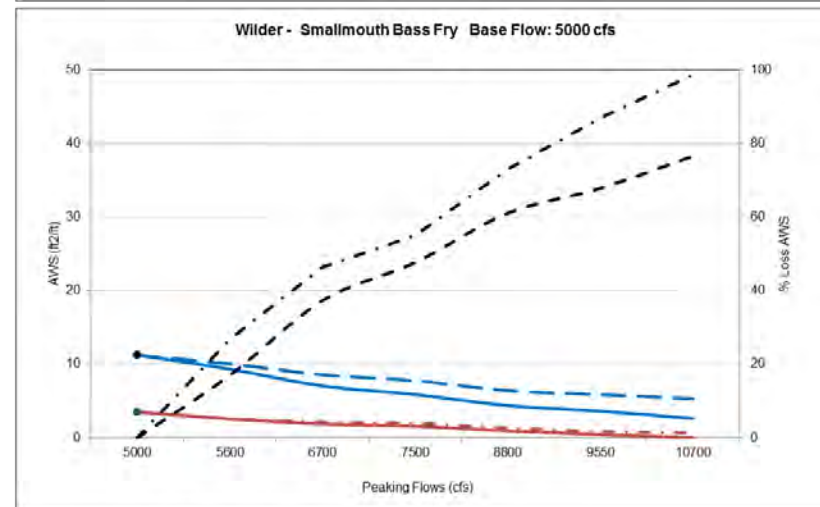
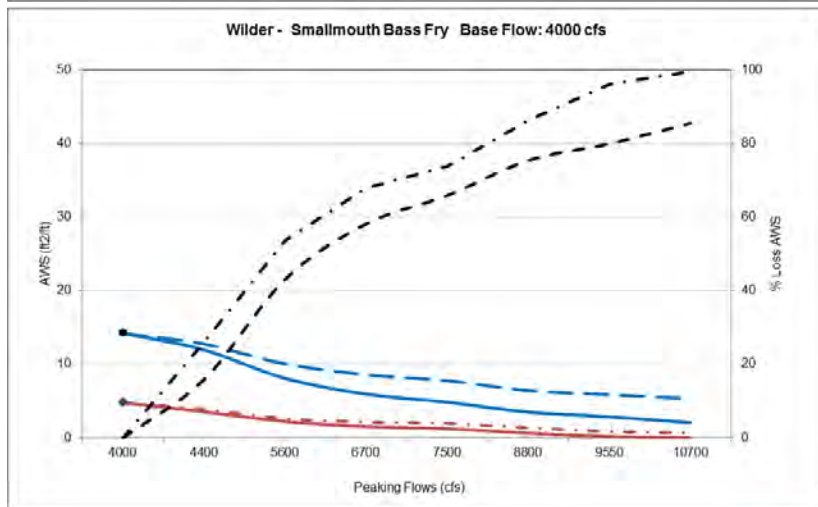
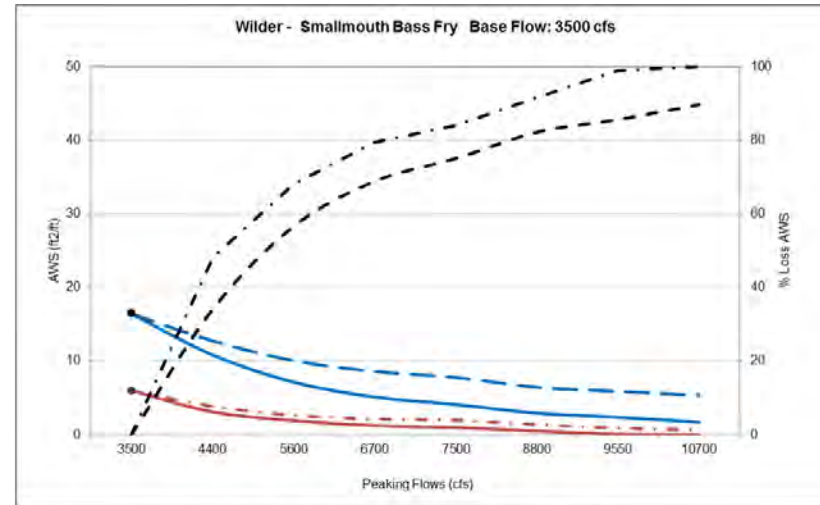
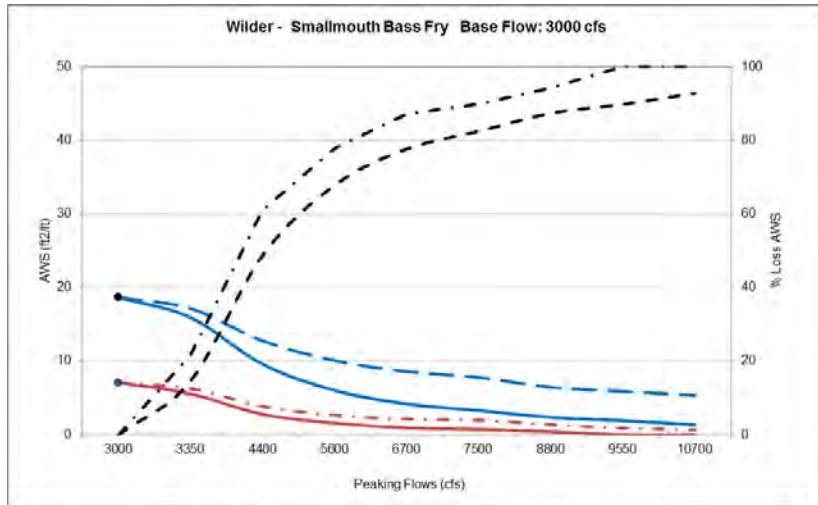




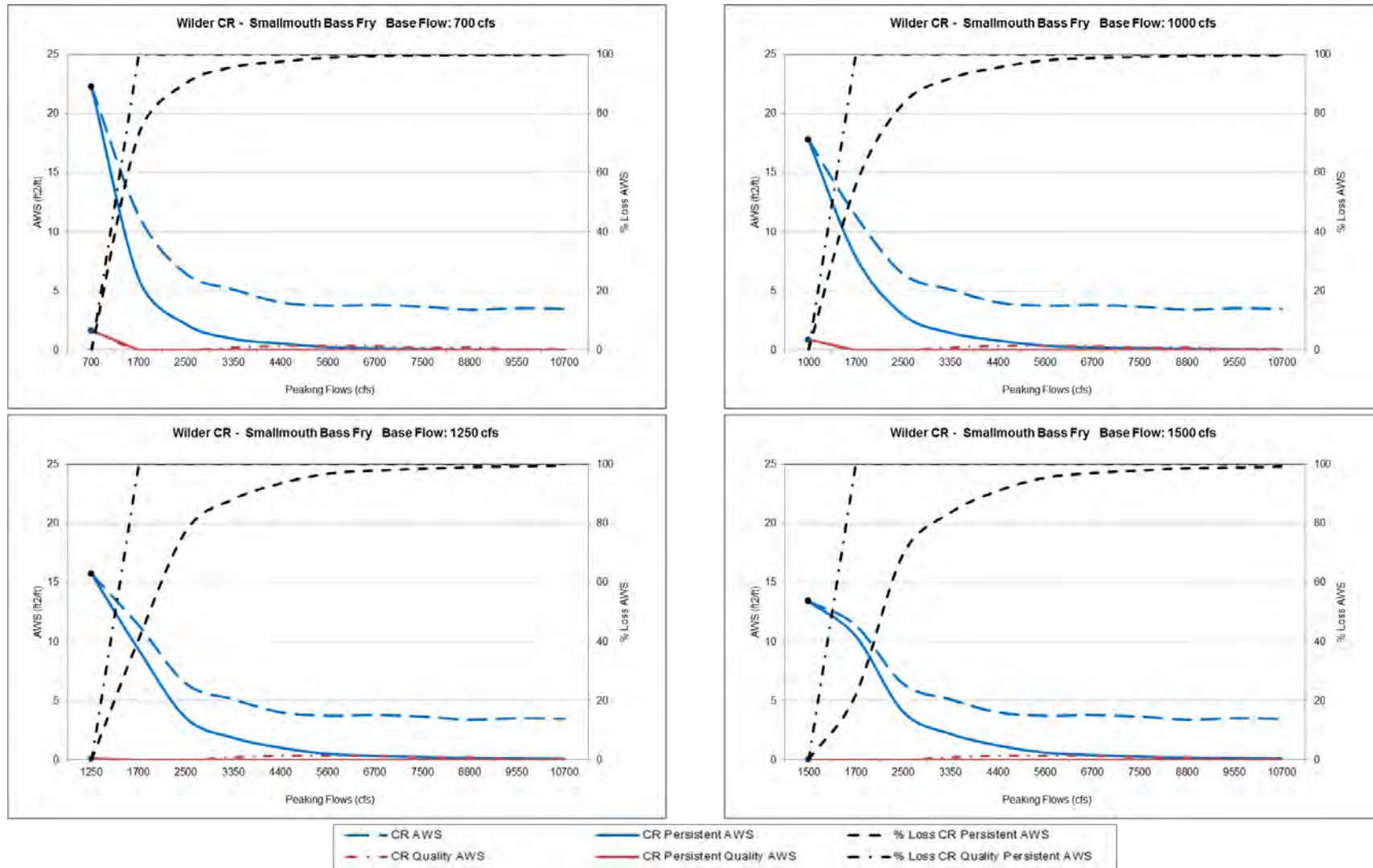
Wilder Smallmouth Bass fry persistent and persistent quality habitat.



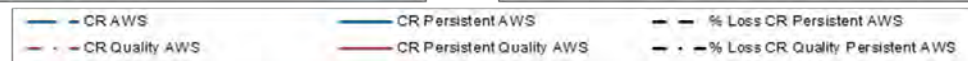
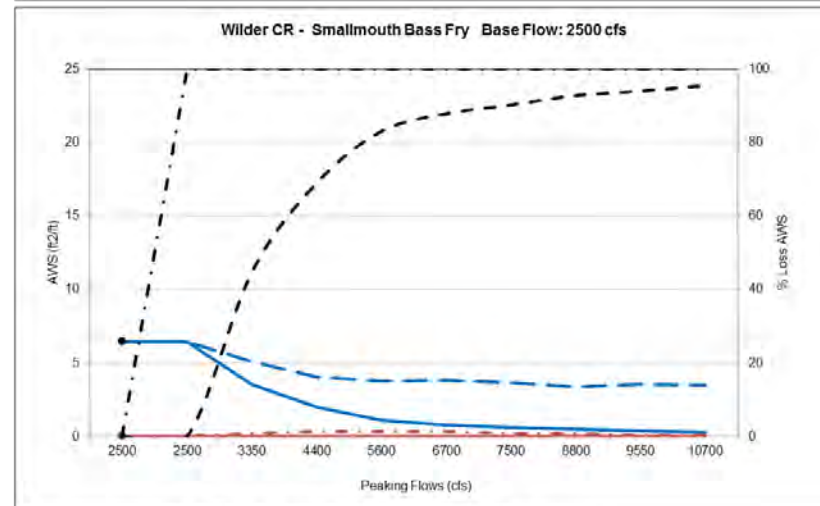
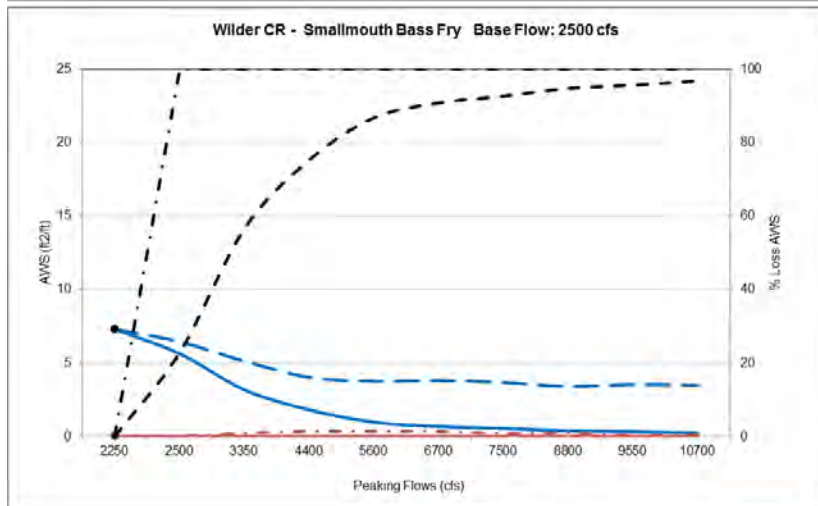
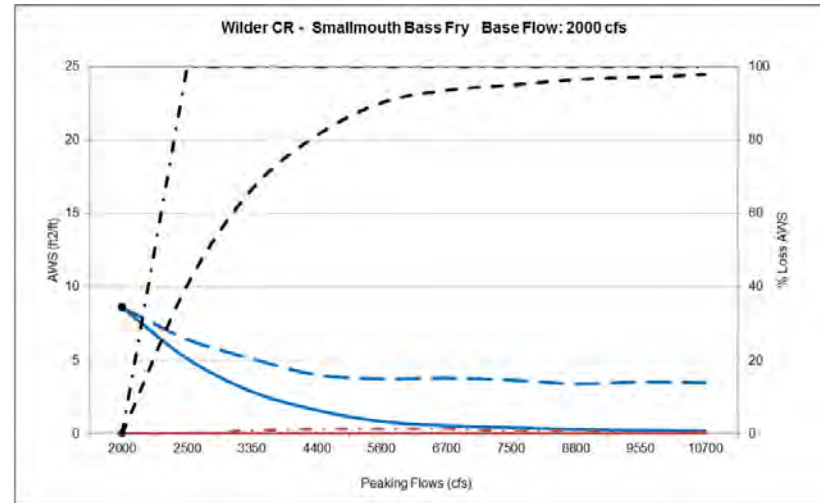
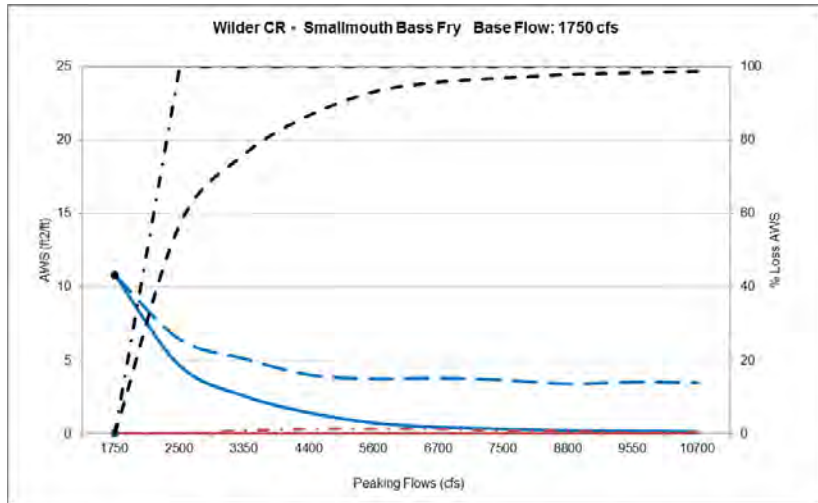


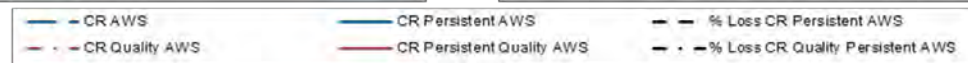
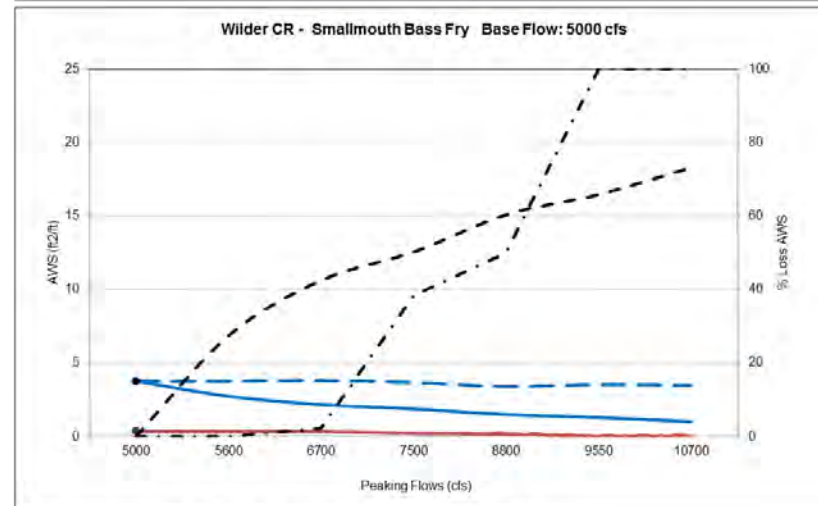
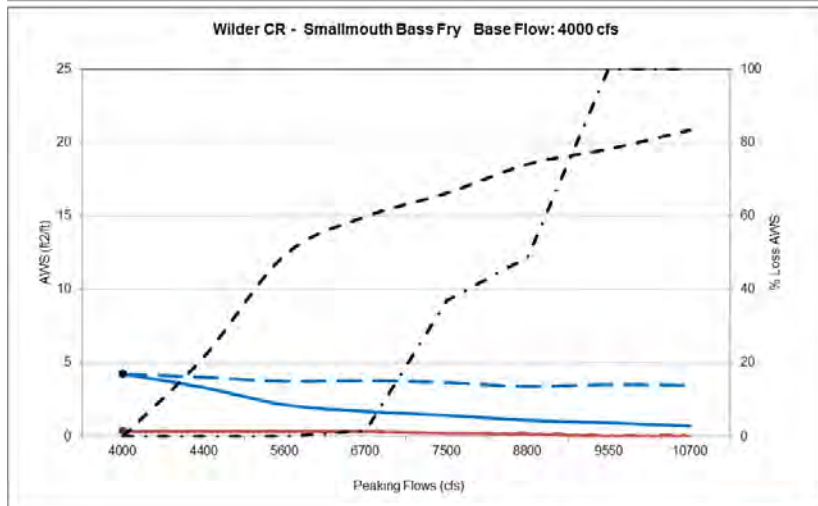
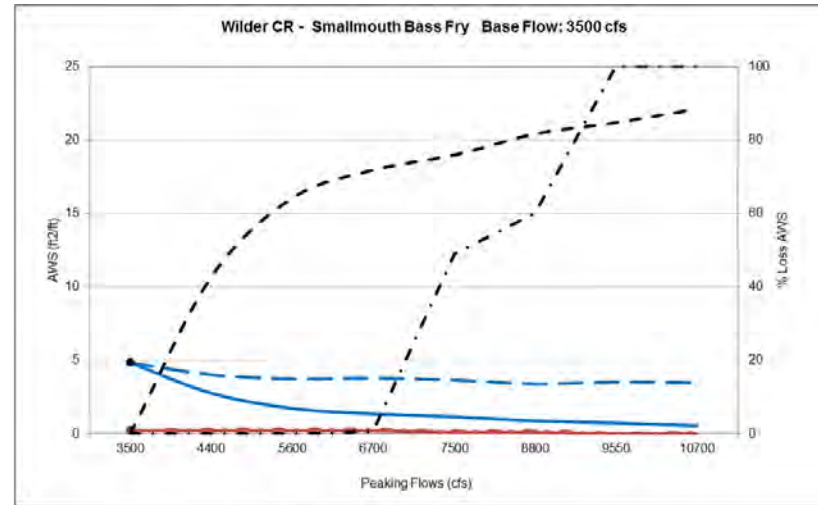
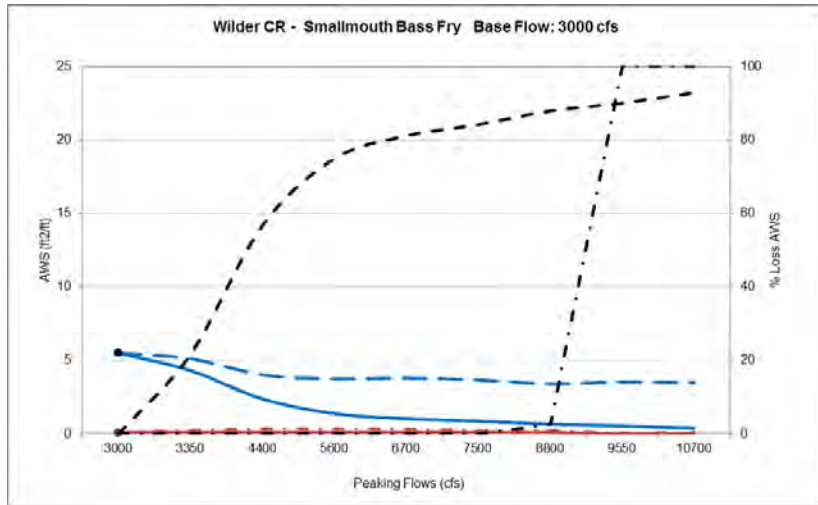


Wilder CR Smallmouth Bass fry persistent and persistent quality habitat.

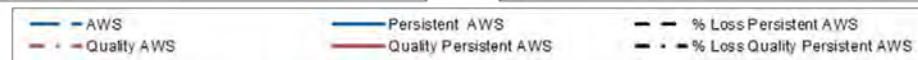
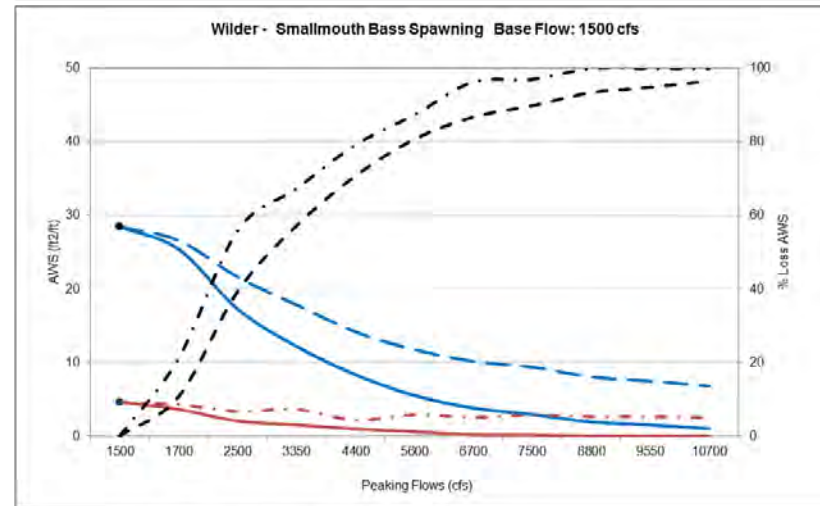
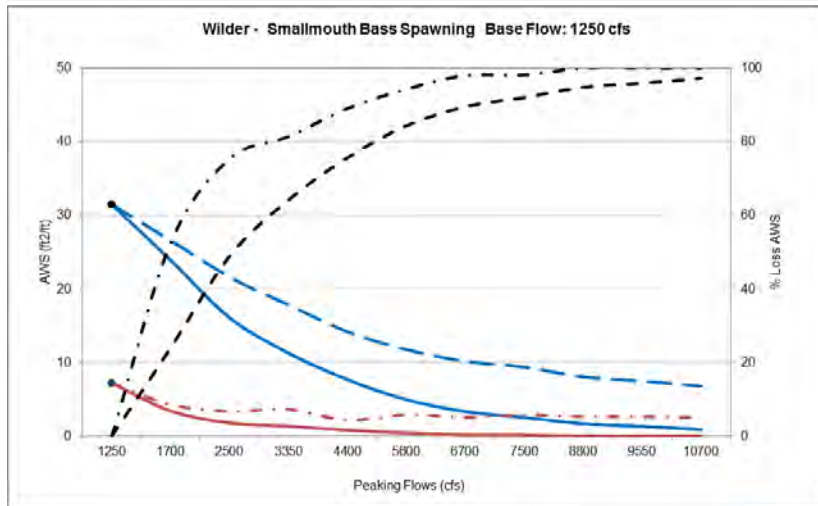
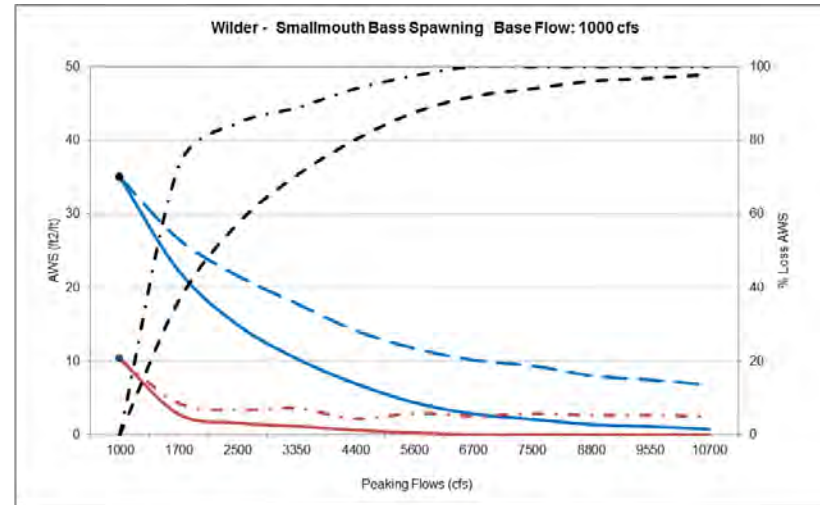
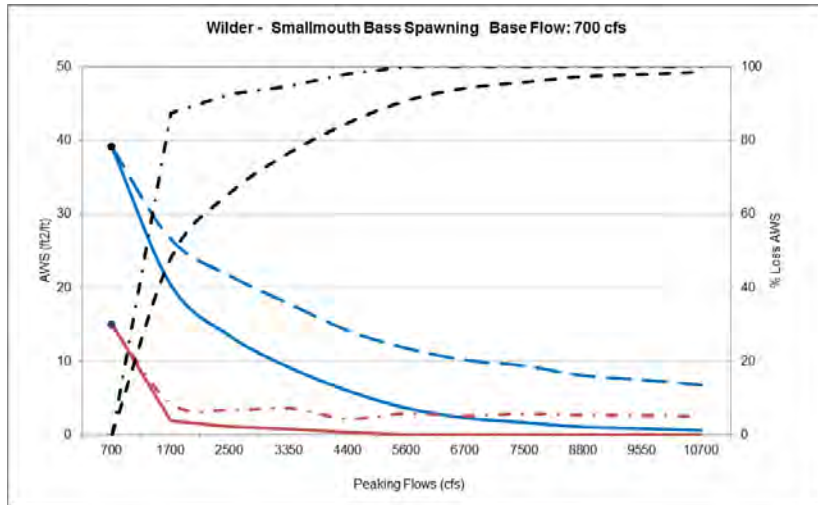


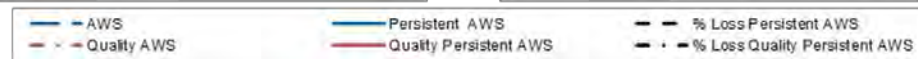
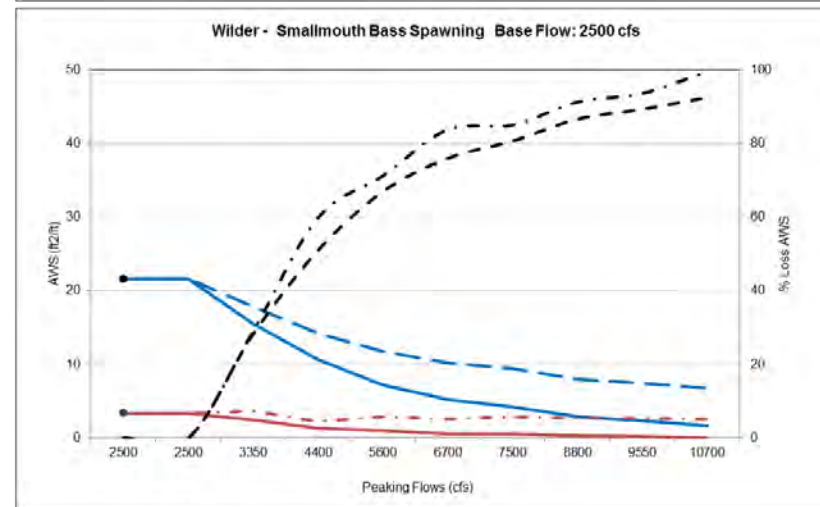
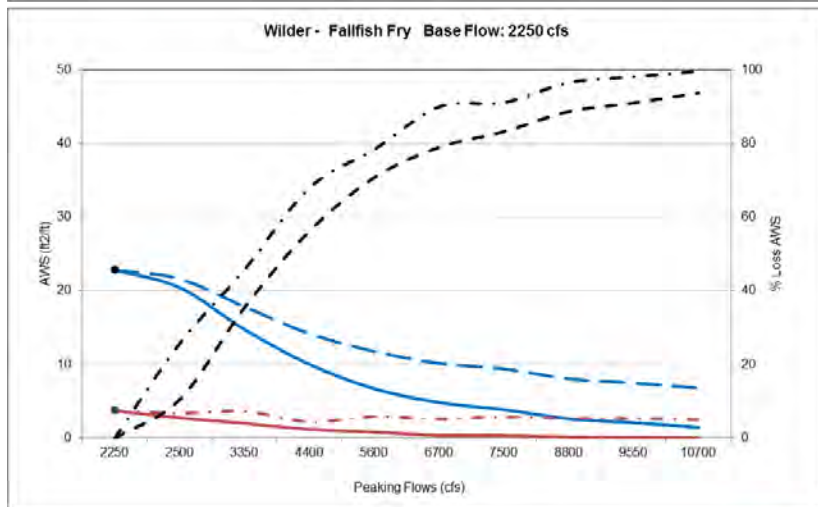
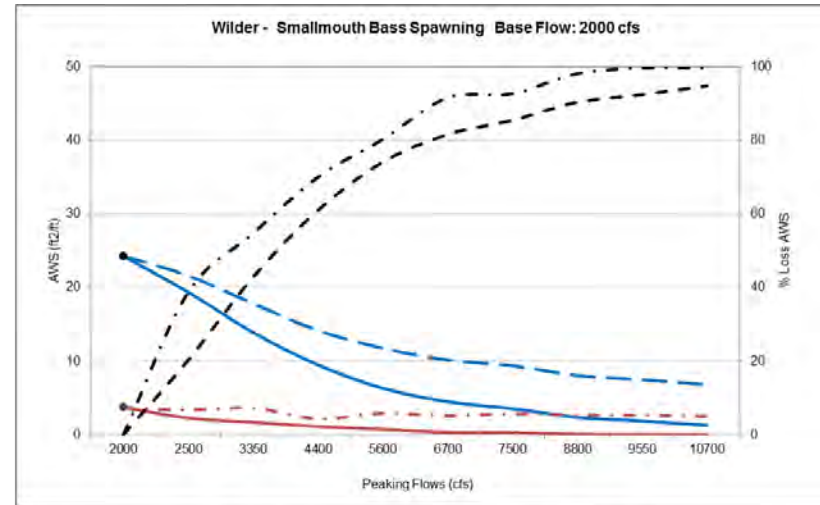
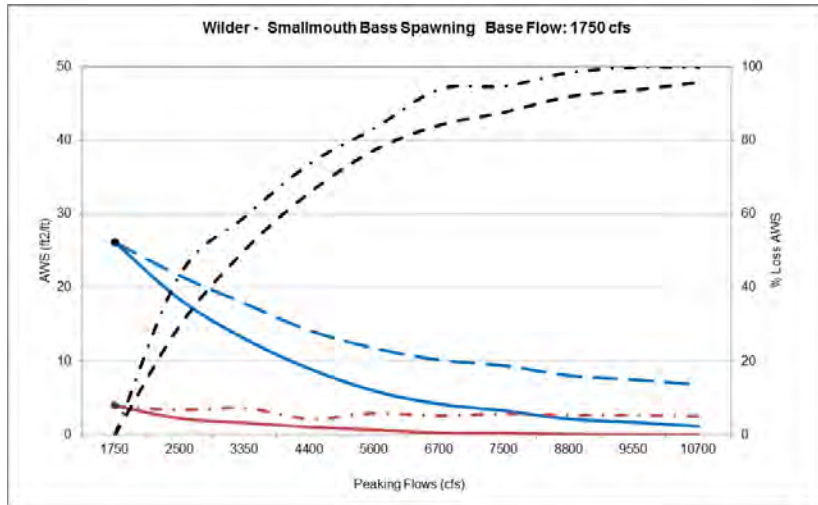




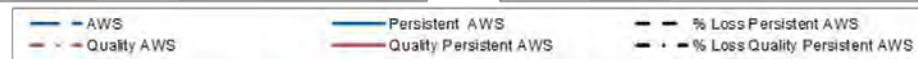
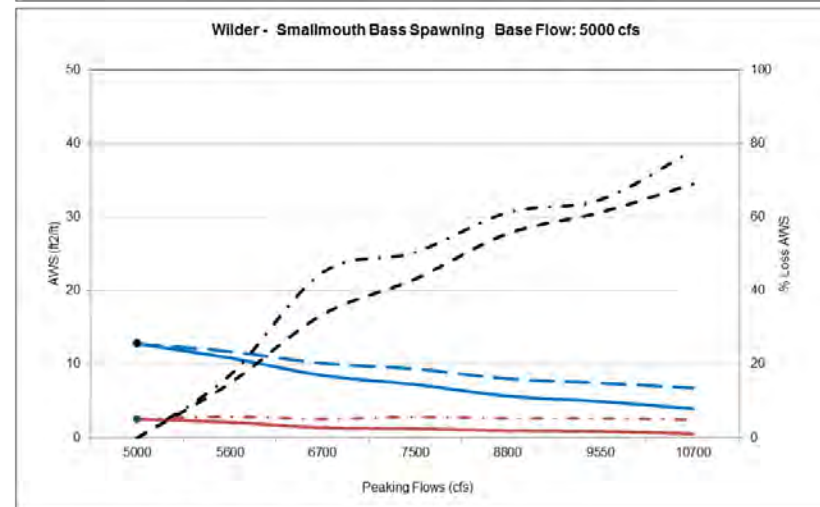
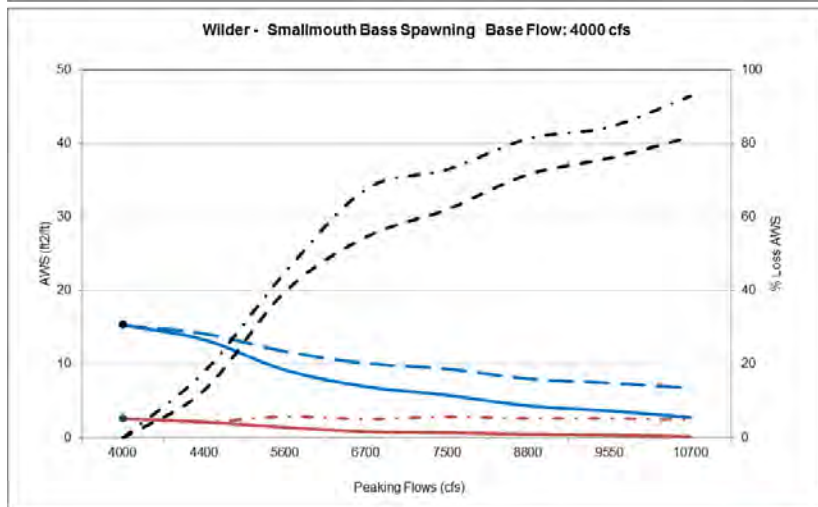
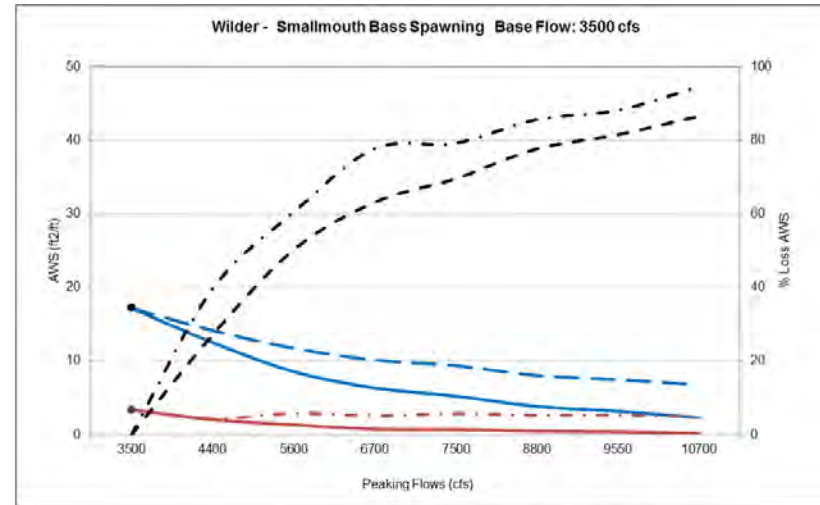
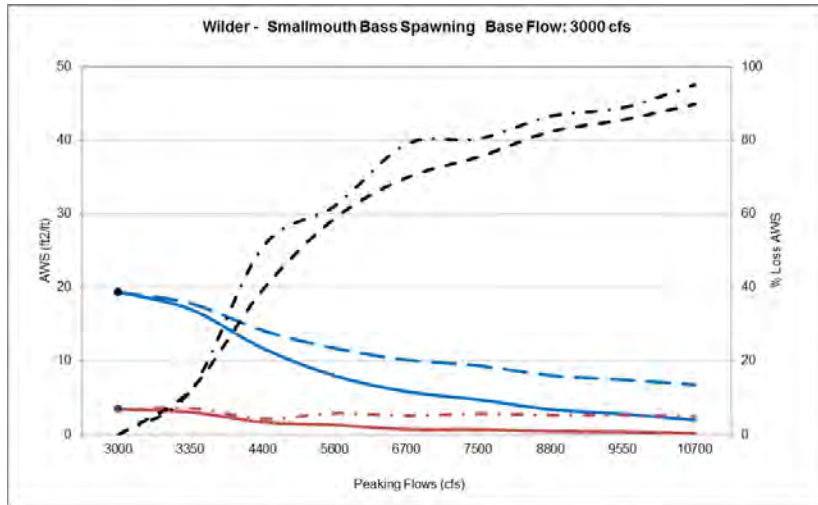


Wilder Smallmouth Bass spawning persistent and persistent quality habitat.

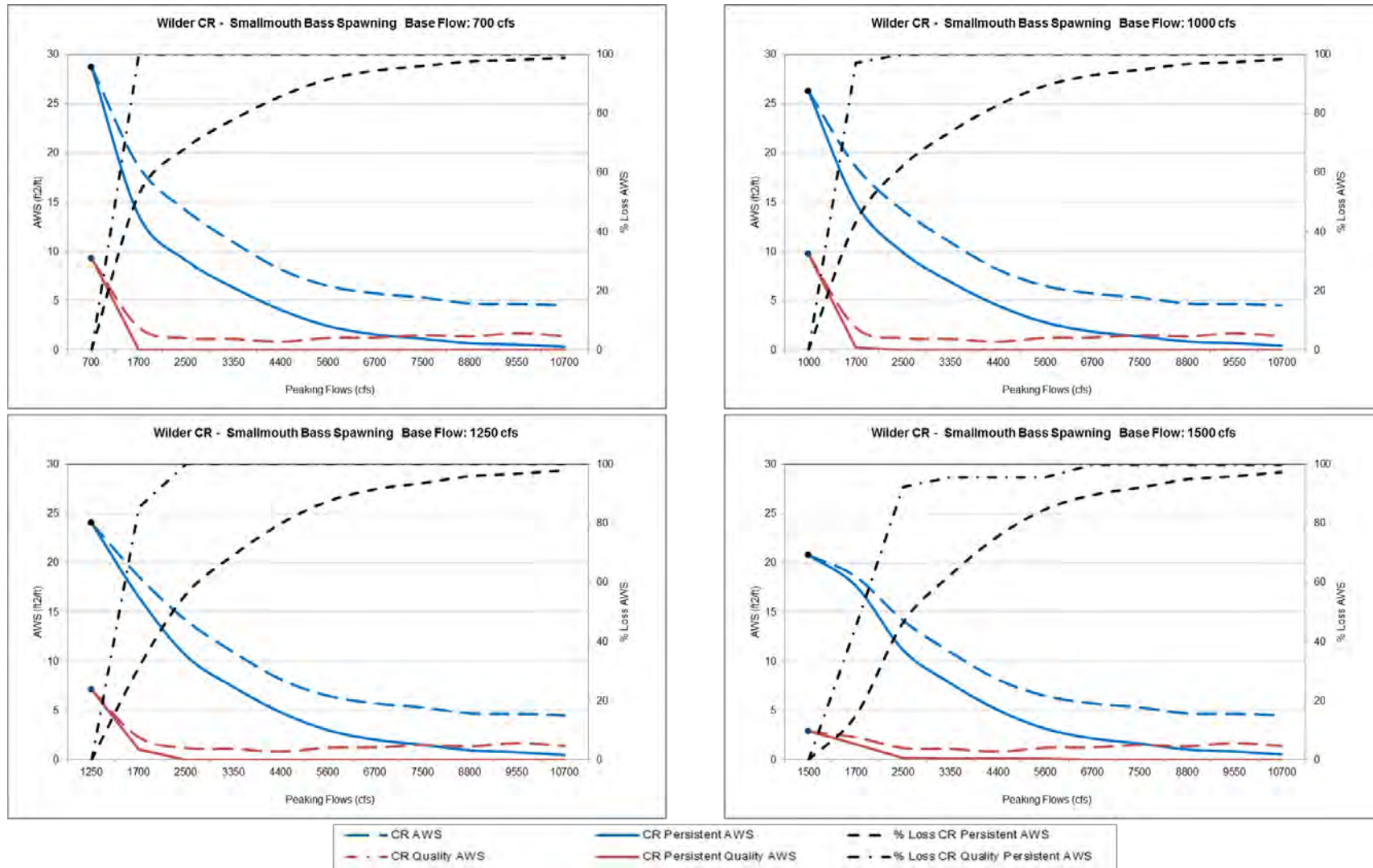


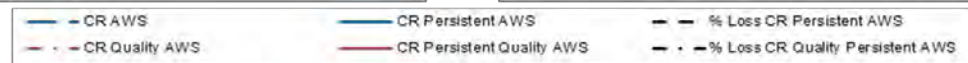
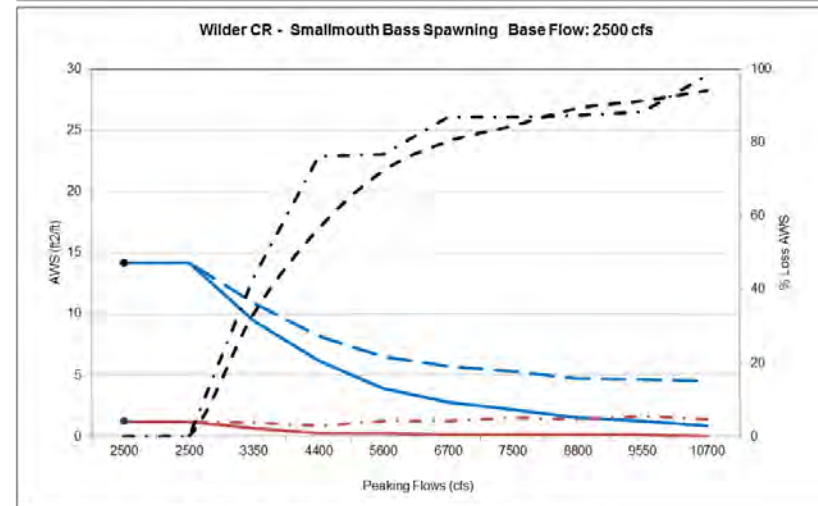
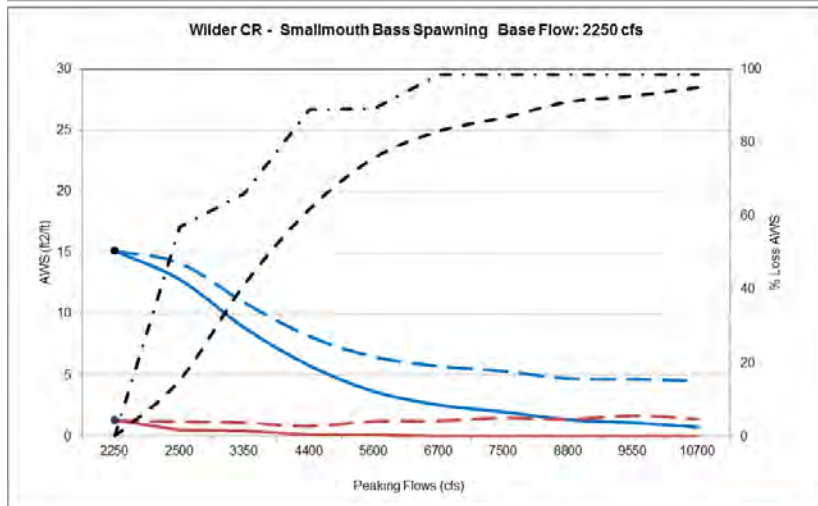
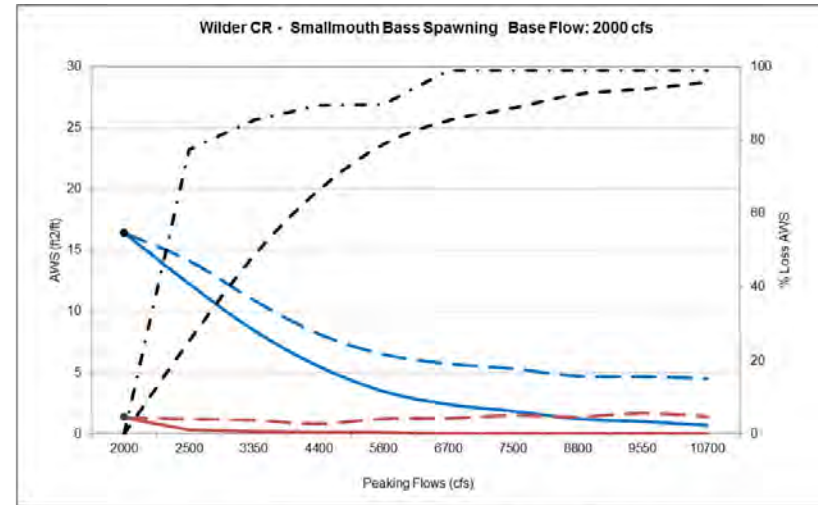
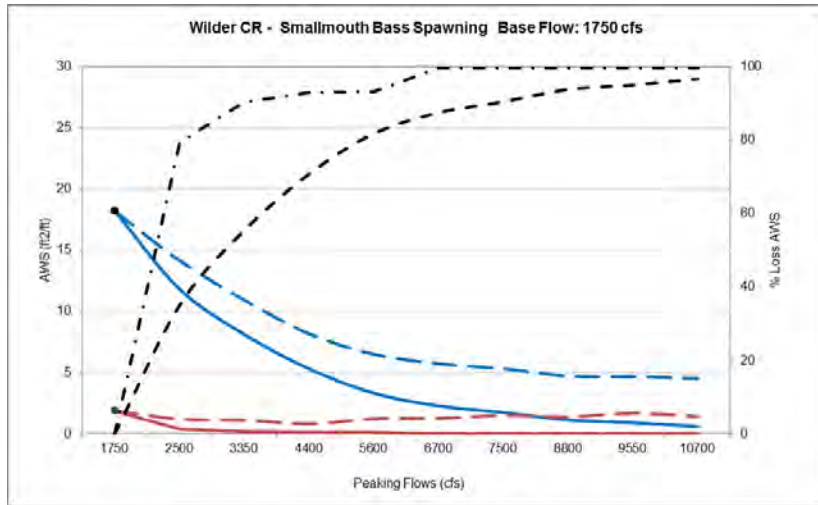


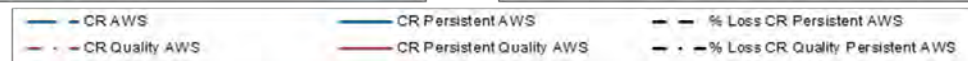
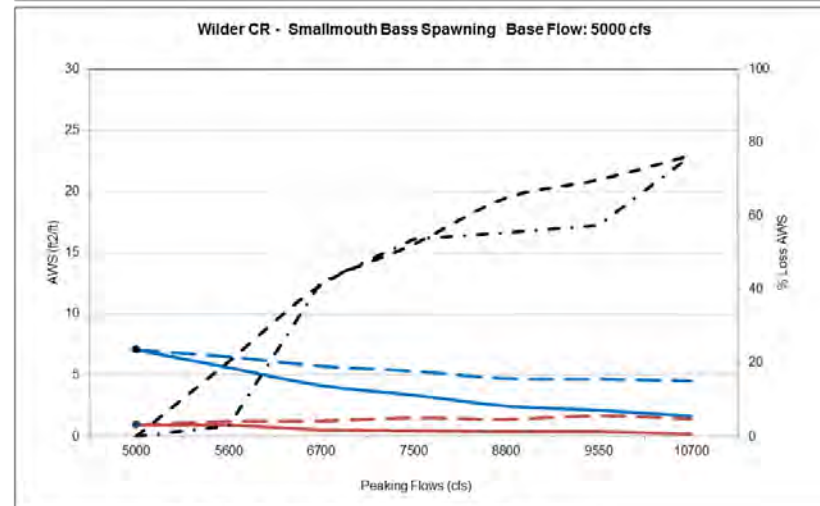
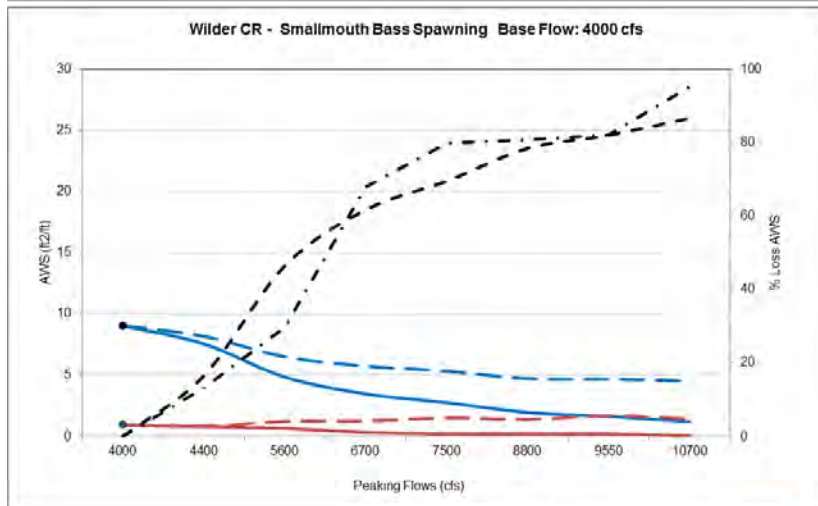
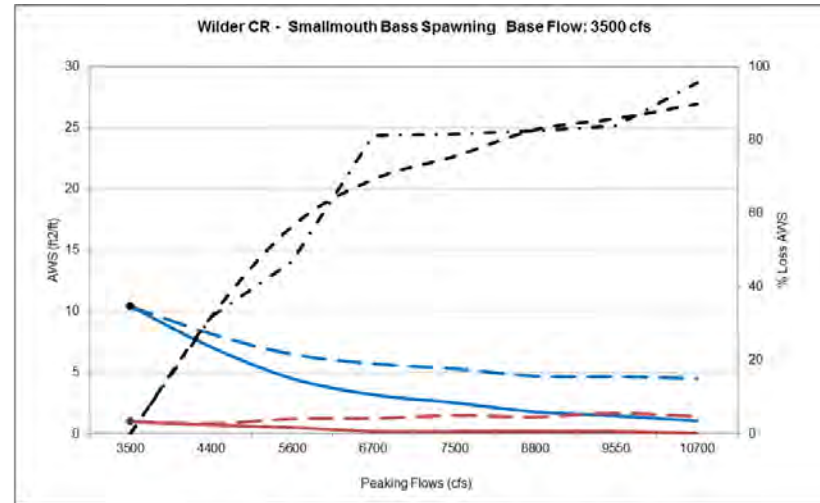
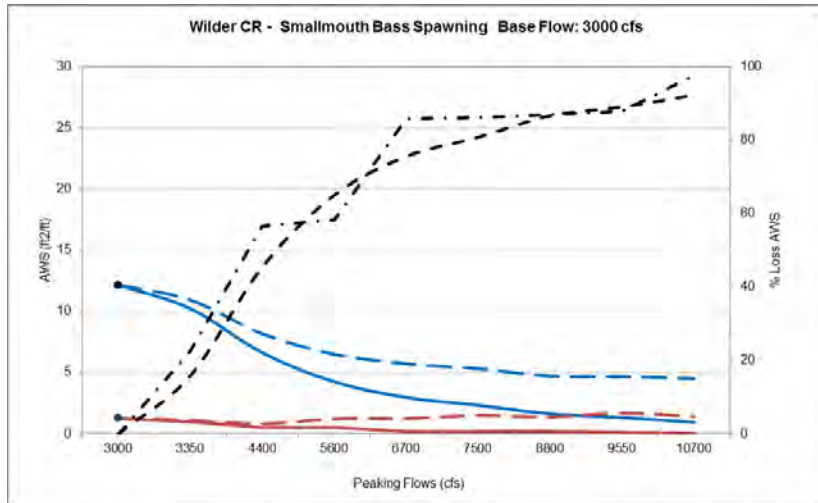




Wilder CR Smallmouth Bass spawning persistent and persistent quality habitat.

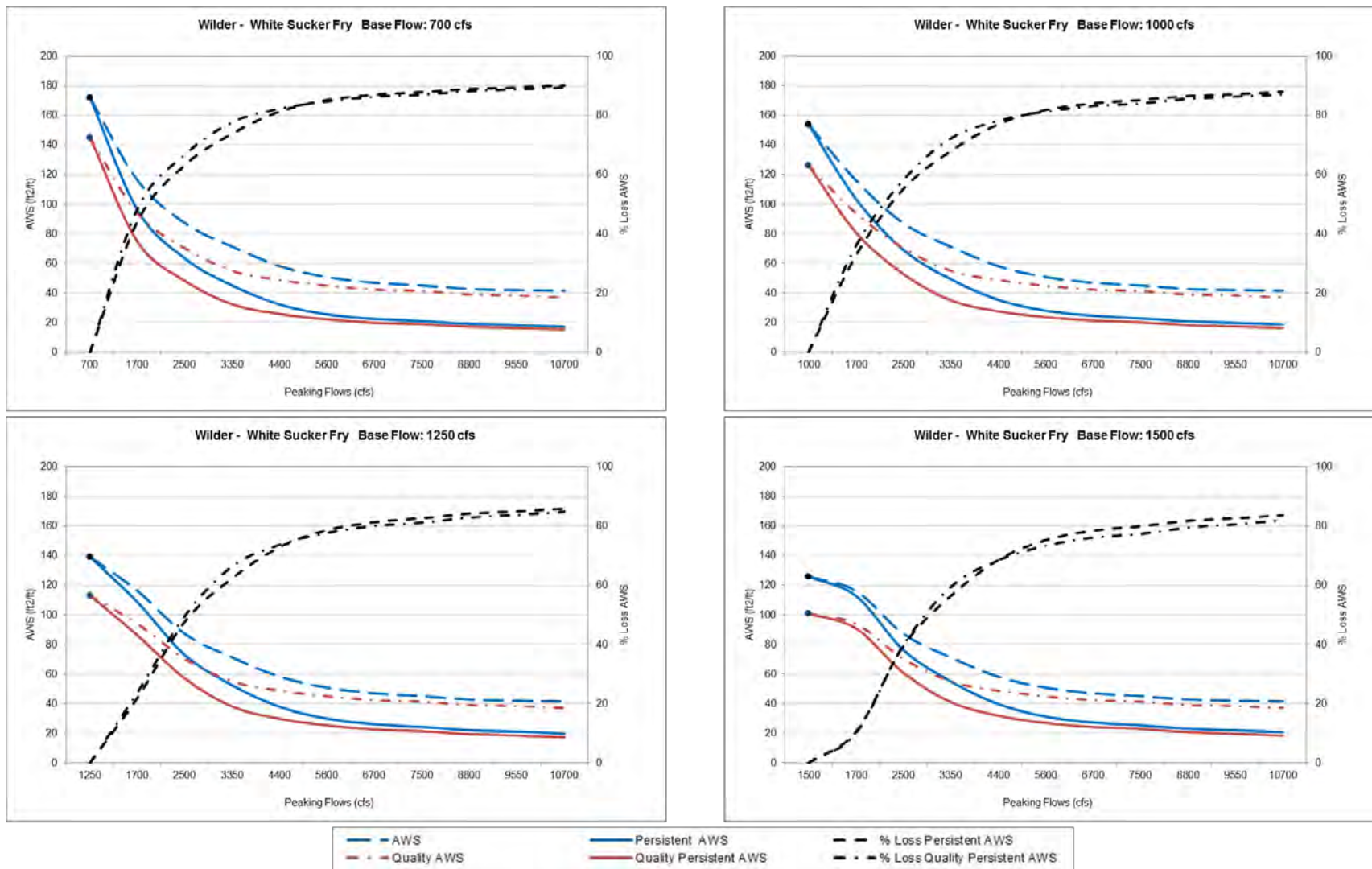


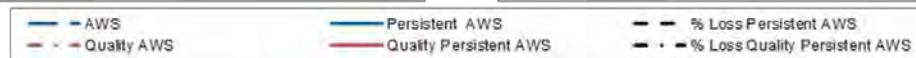
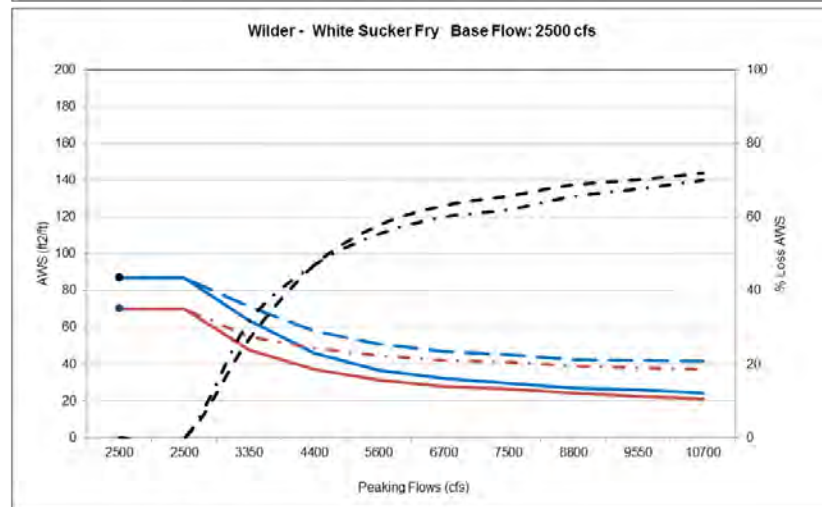
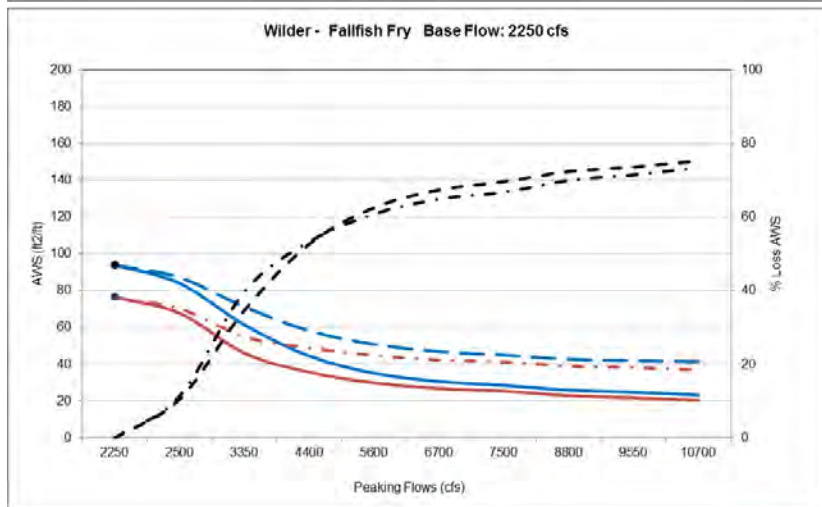
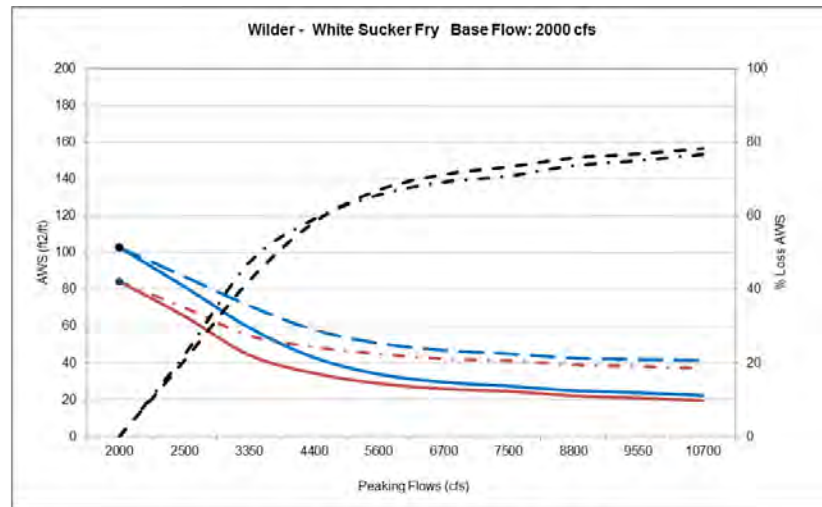
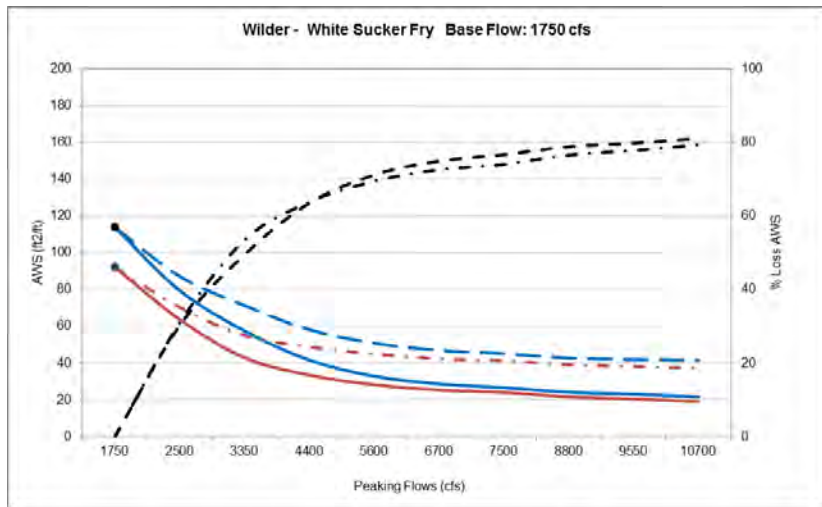


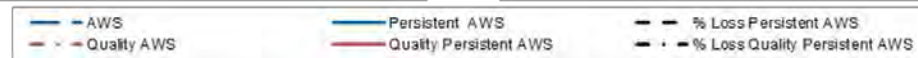
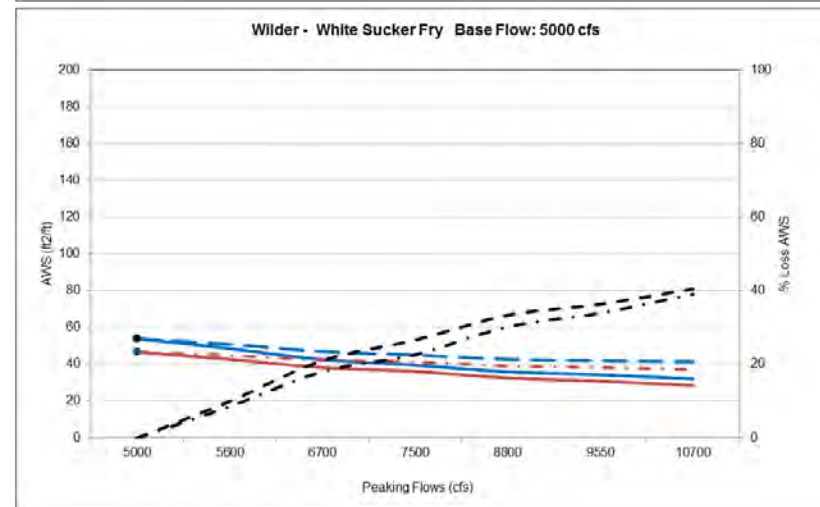
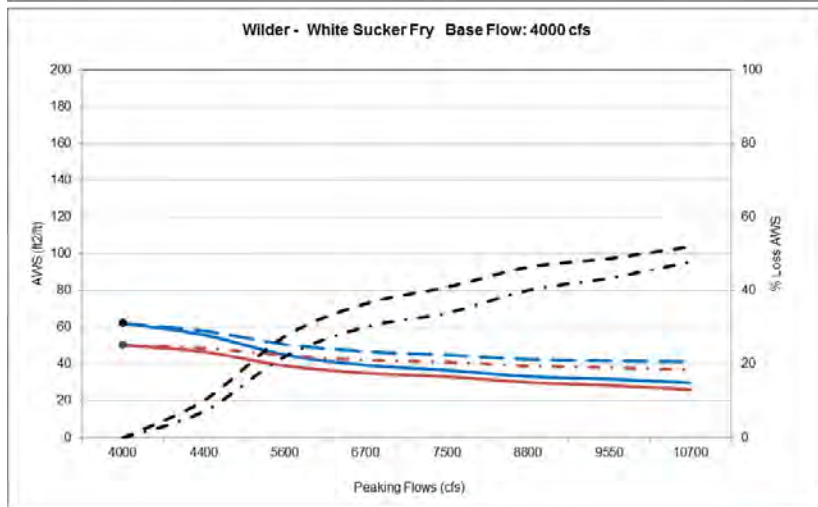
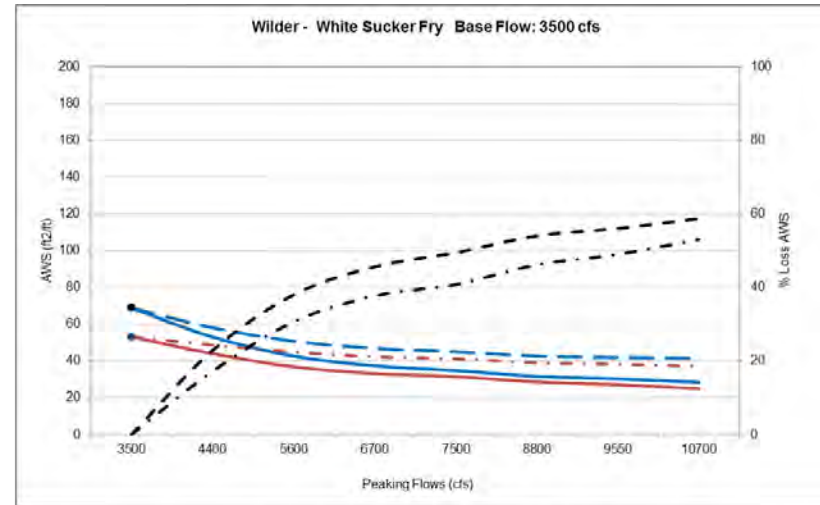
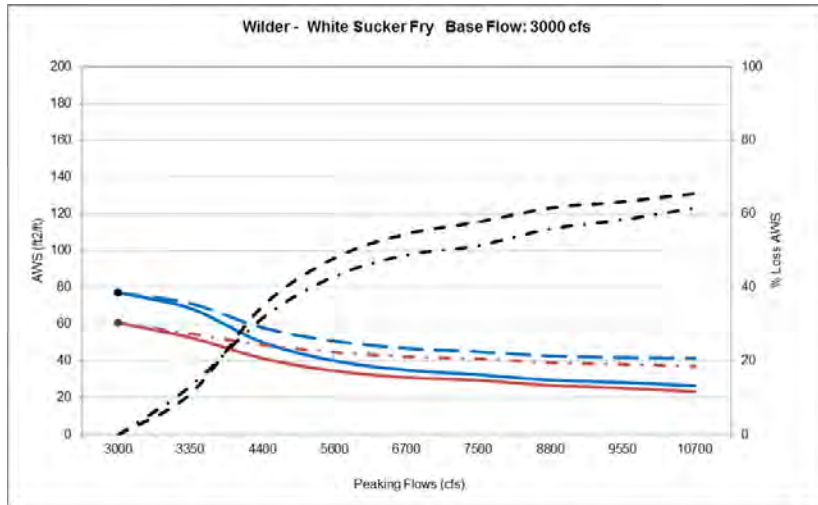




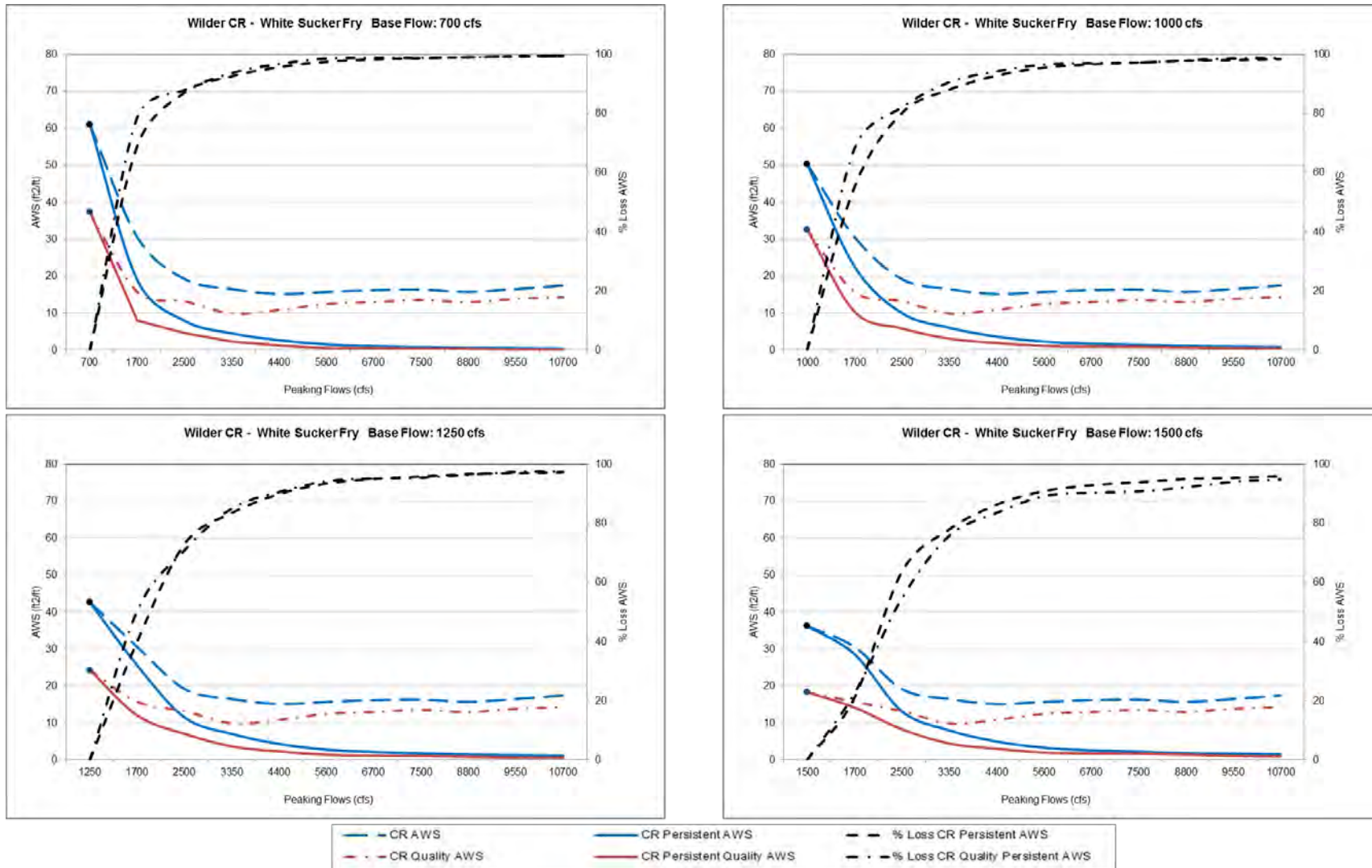
Wilder White Sucker fry persistent and persistent quality habitat.



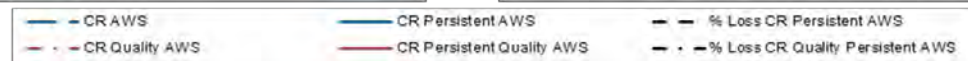
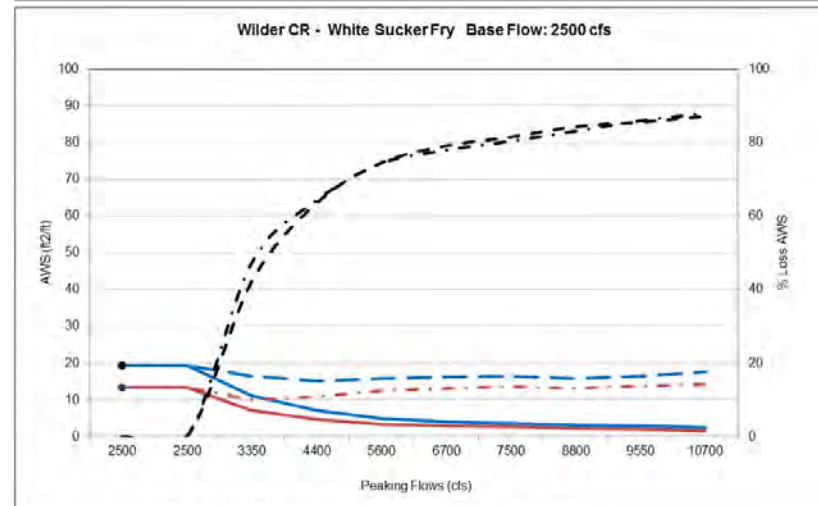
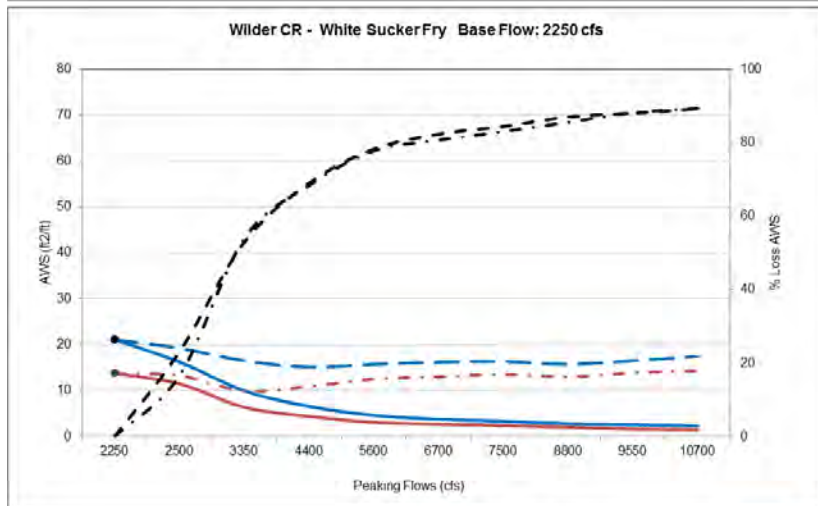
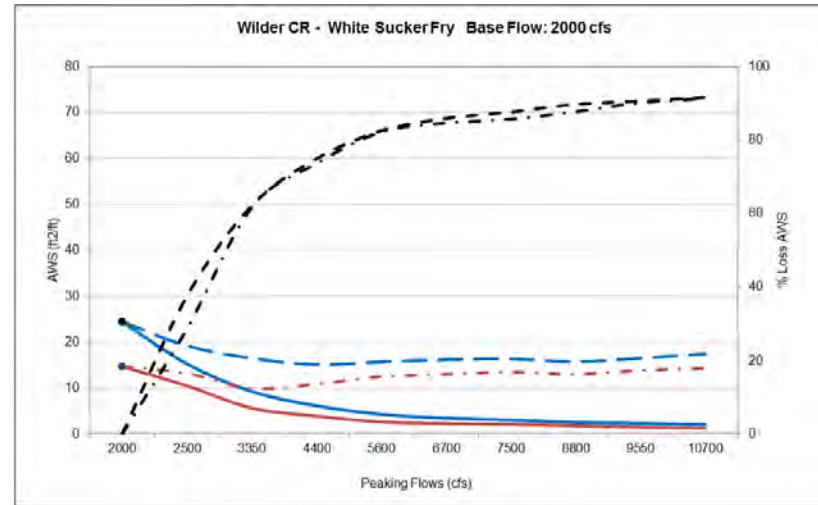
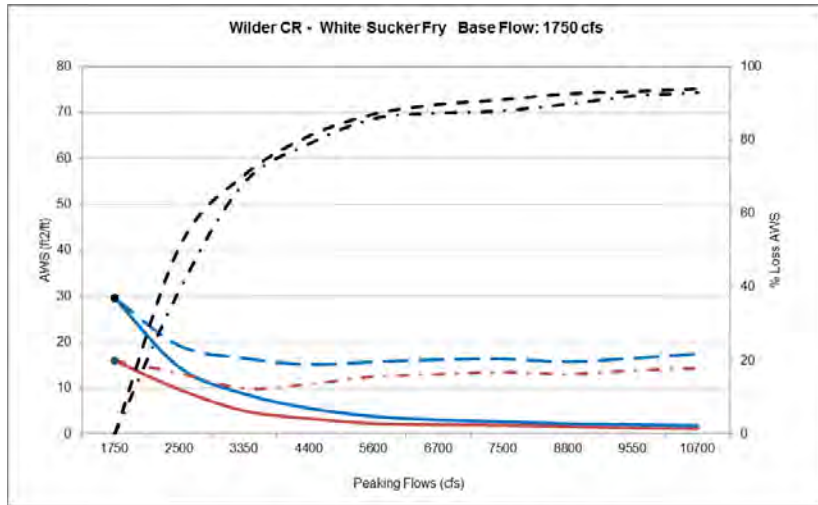


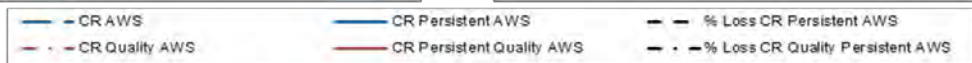
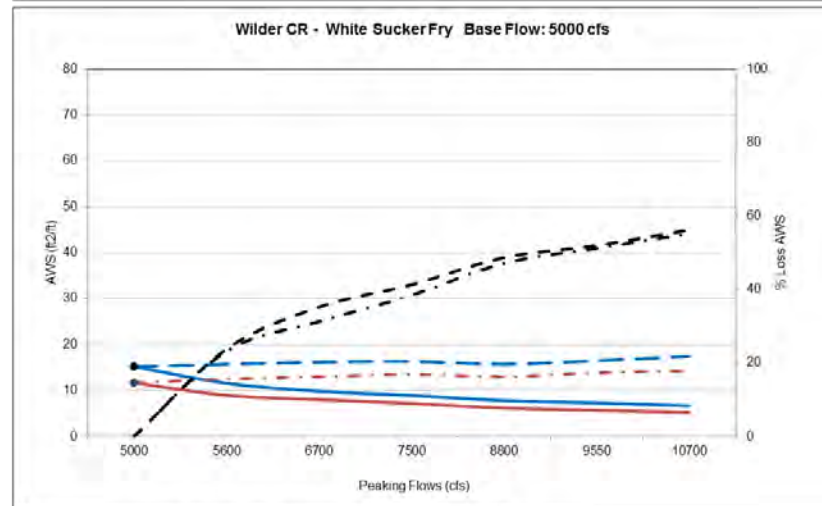
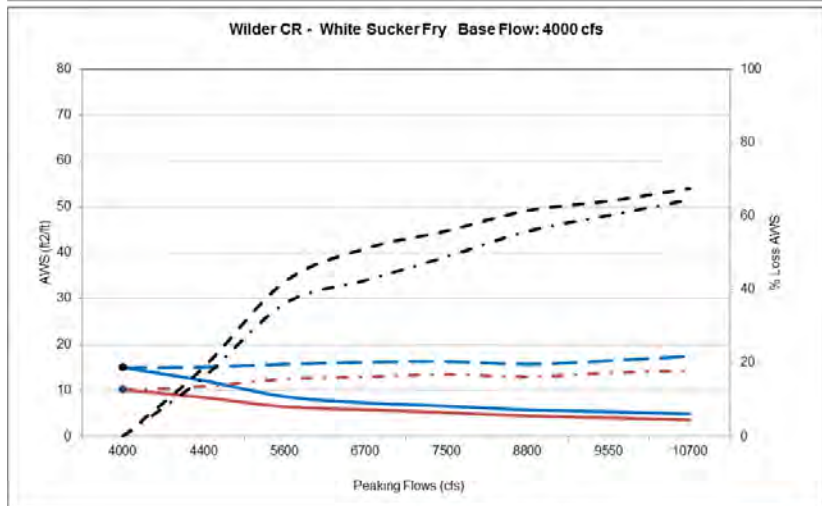
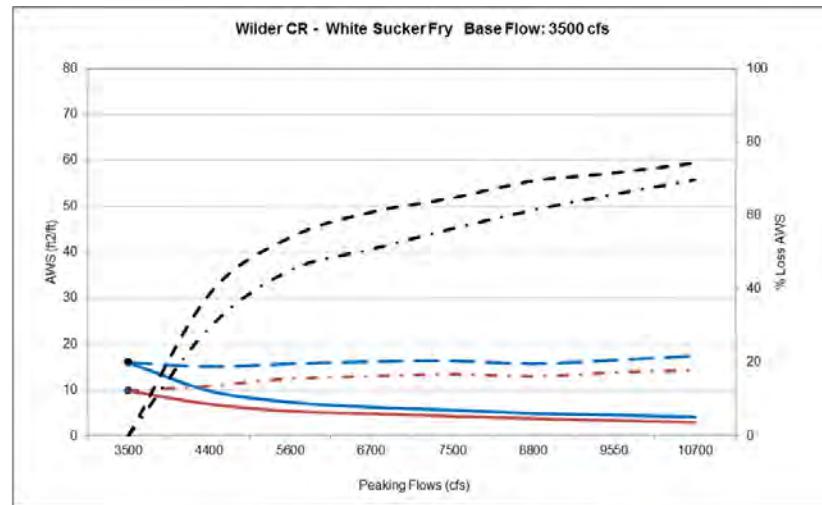
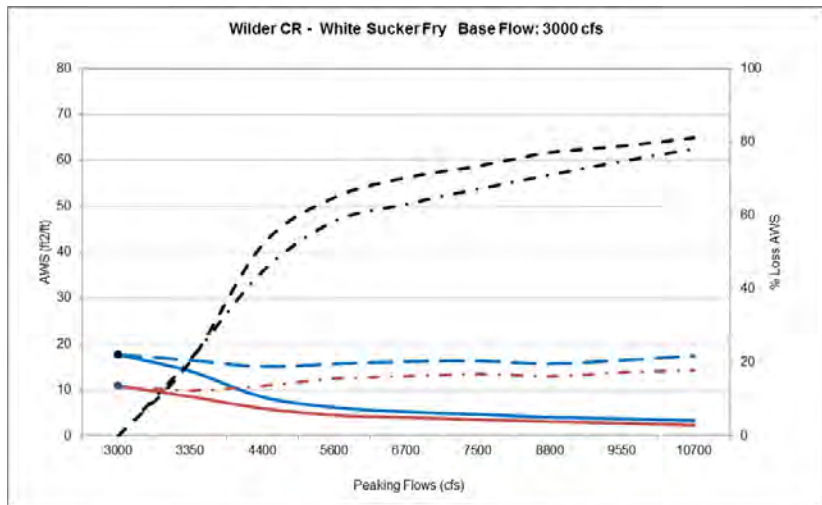


Wilder CR White Sucker fry persistent and persistent quality habitat.

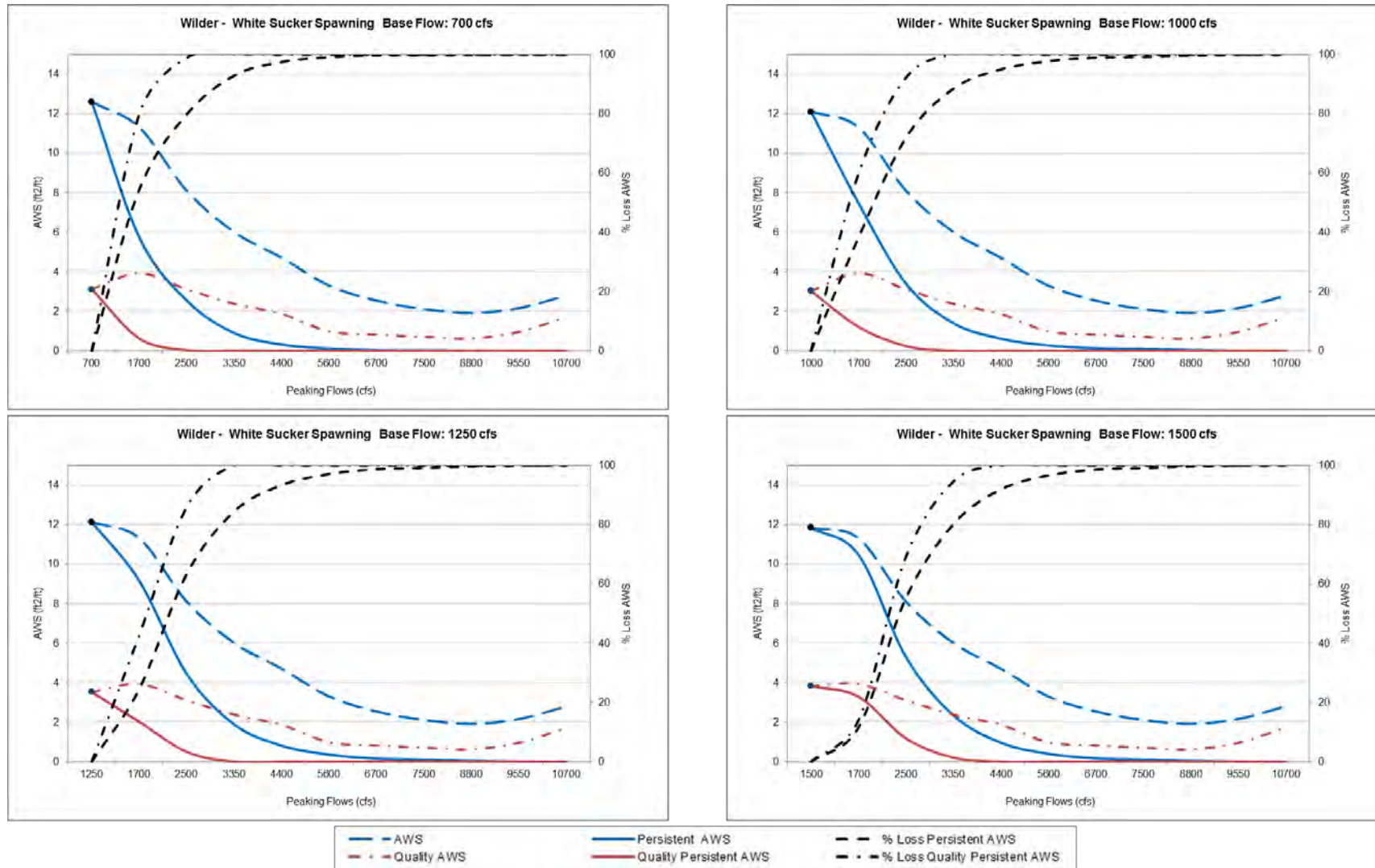


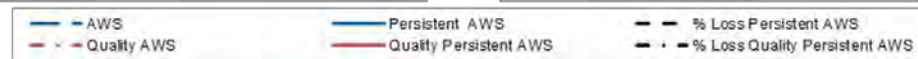
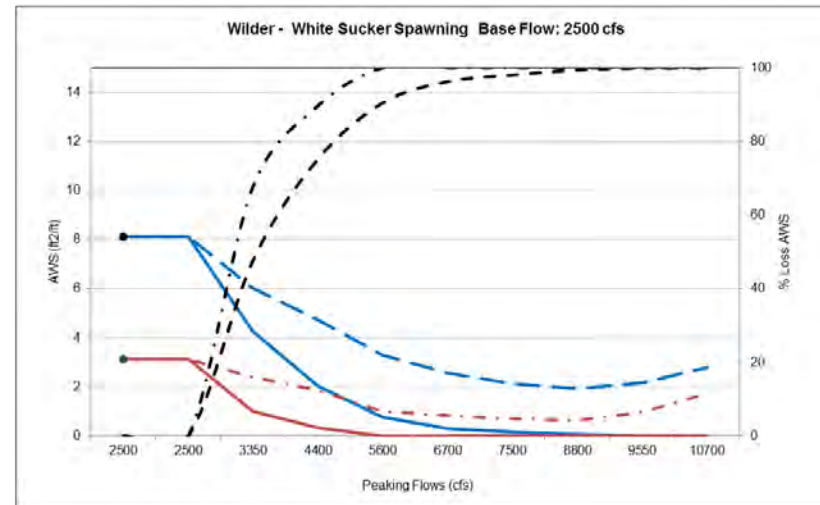
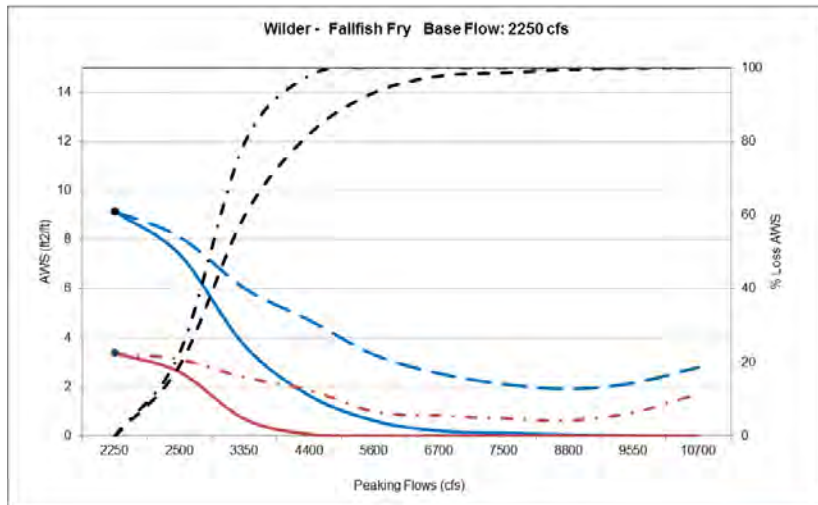
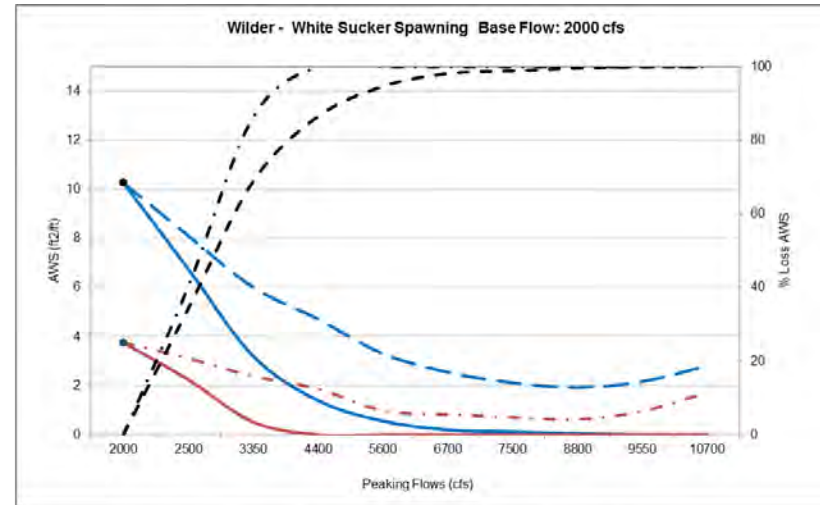
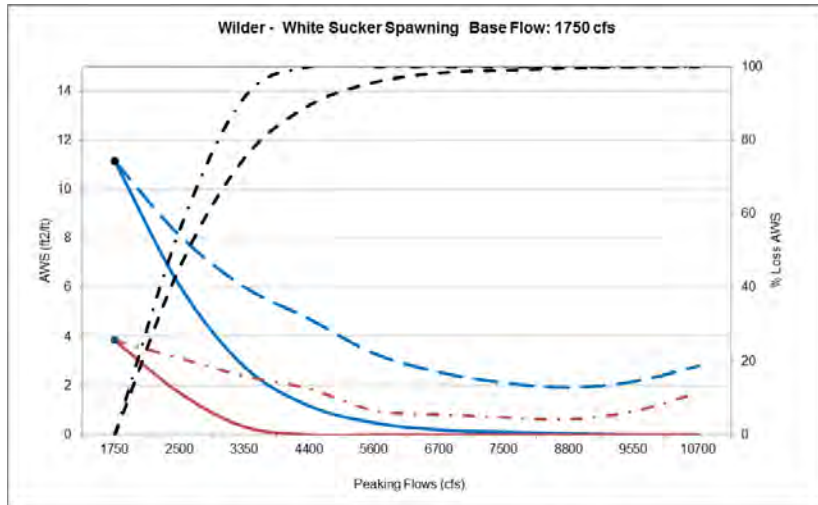




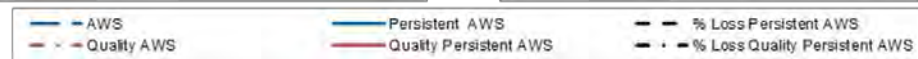
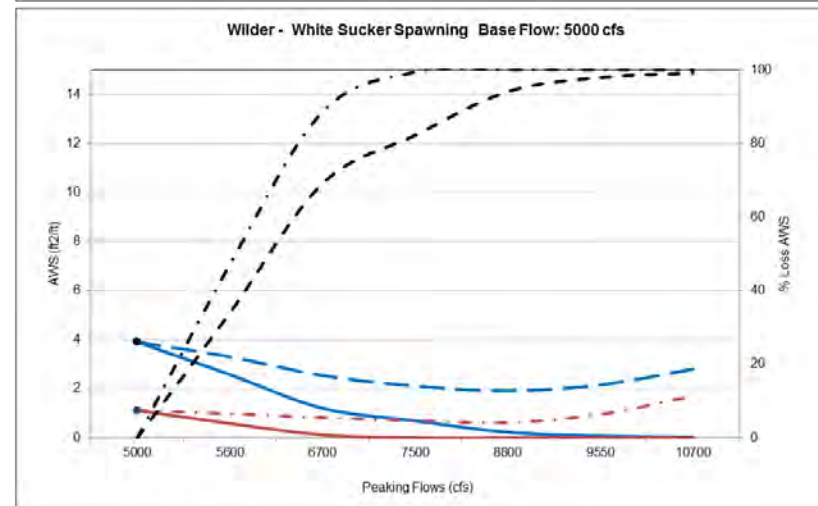
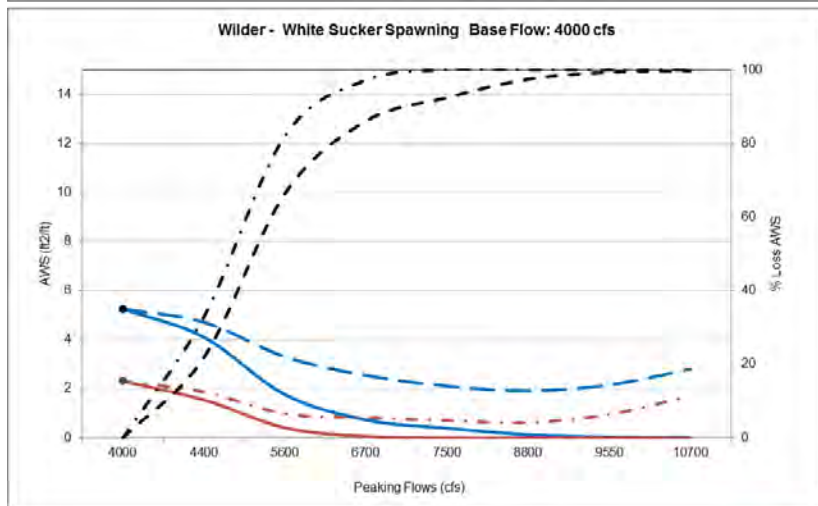
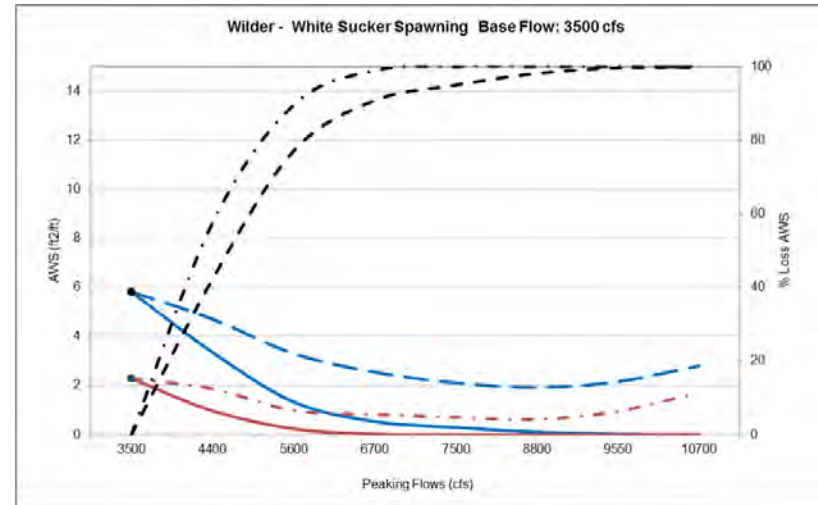
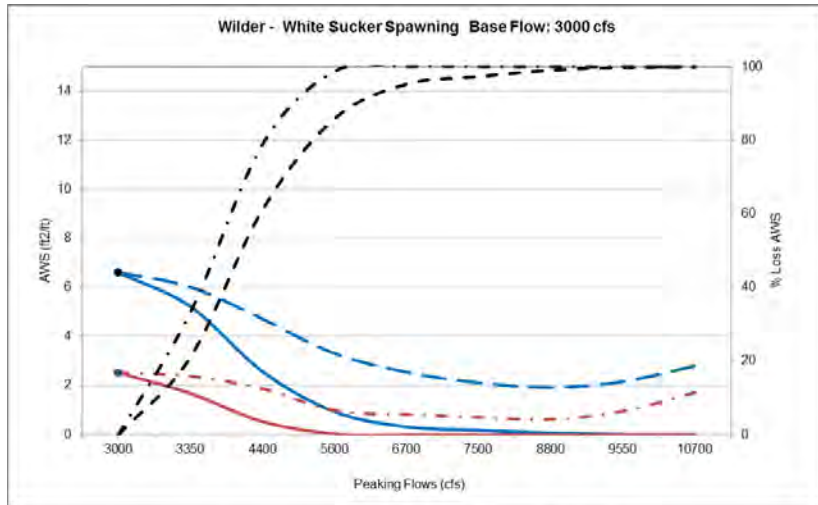


Wilder White Sucker spawning persistent and persistent quality habitat.

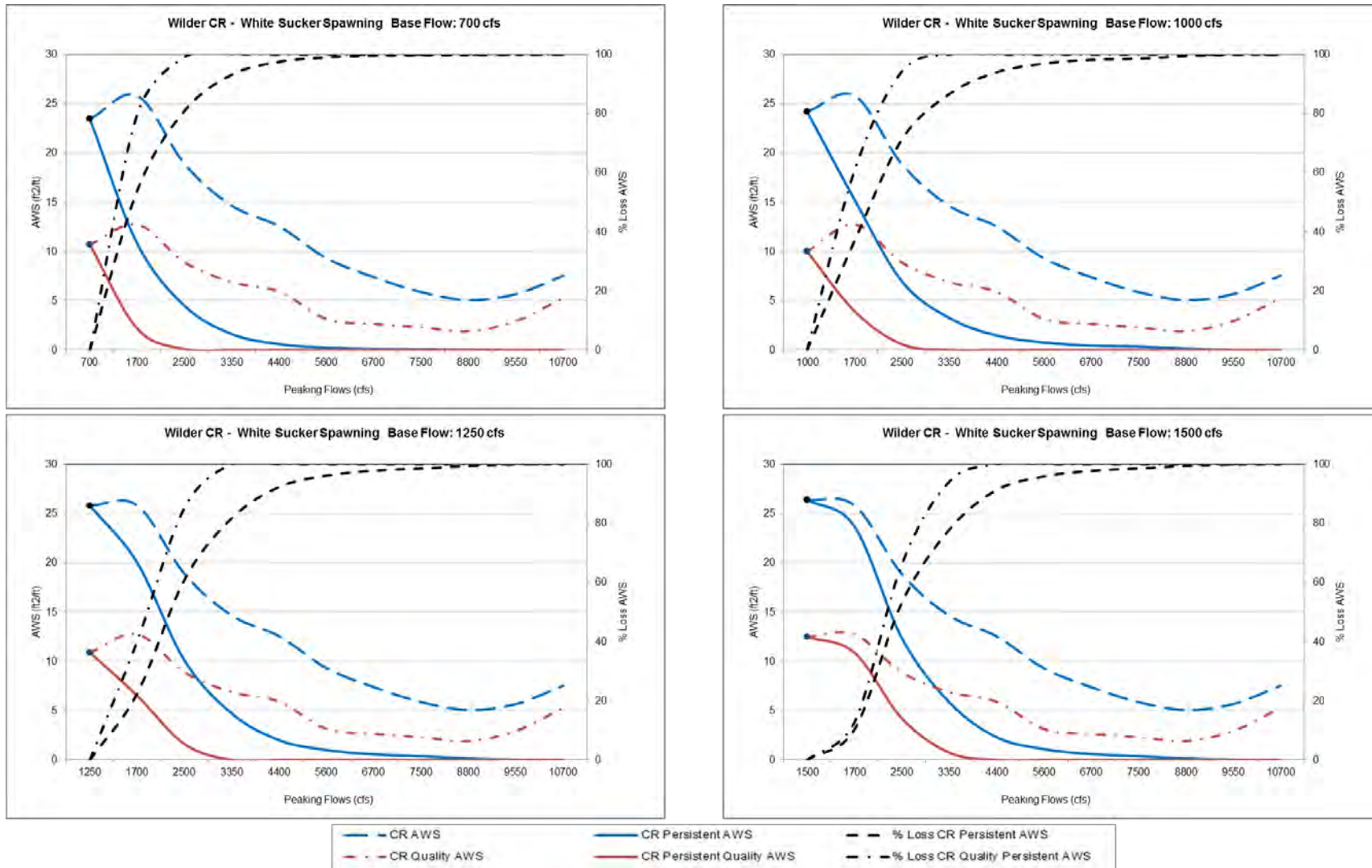




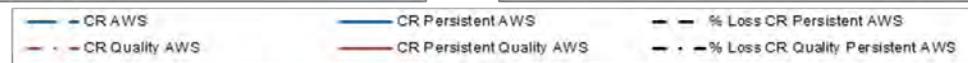
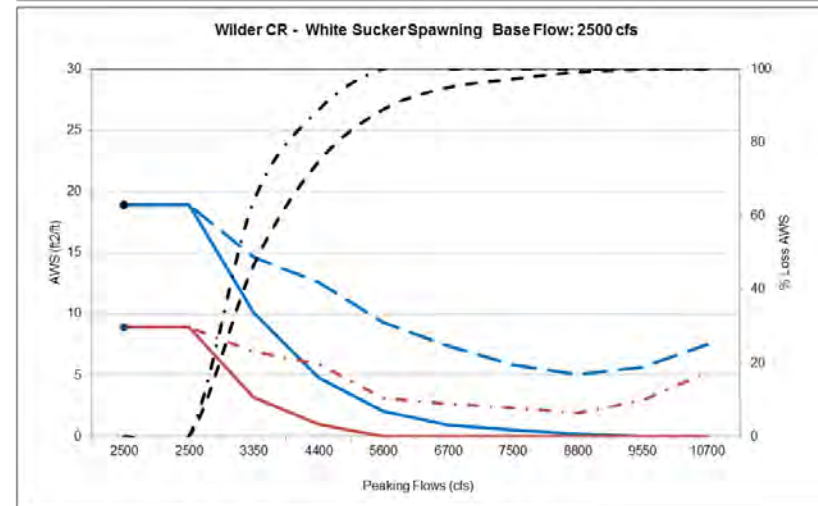
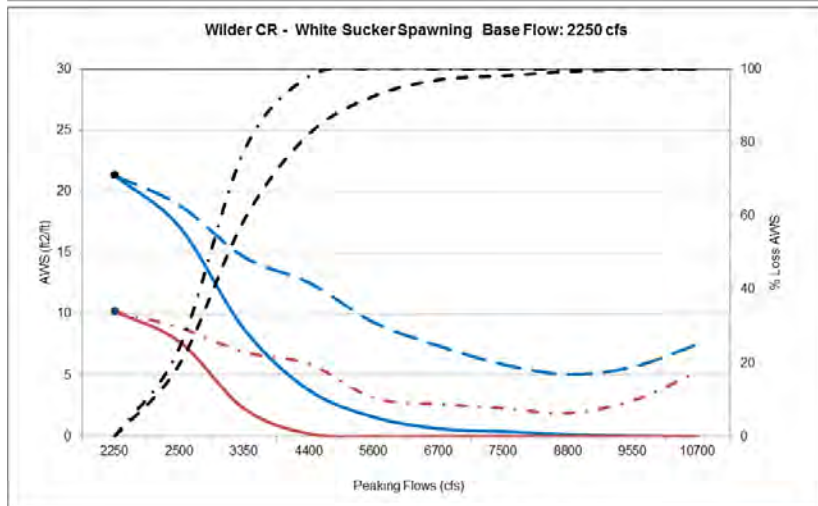
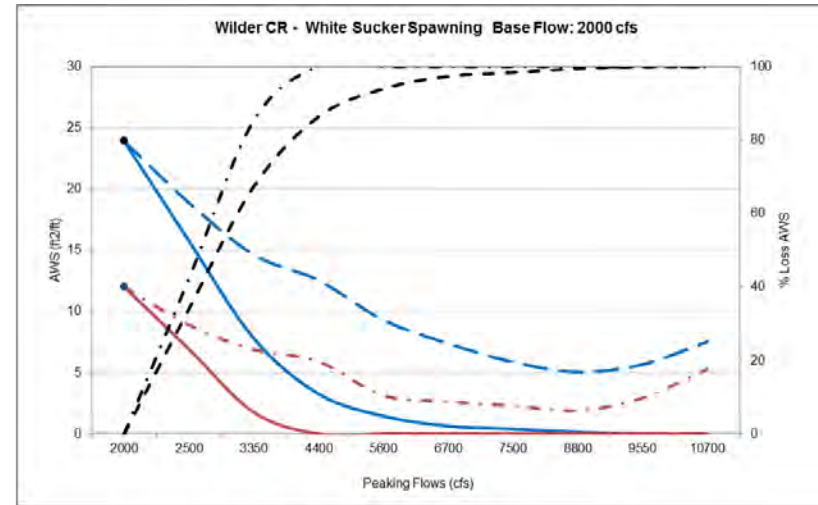
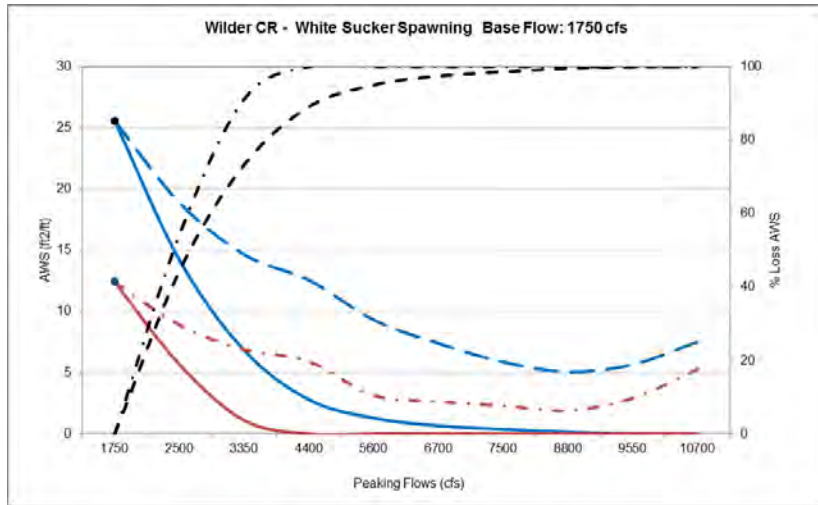


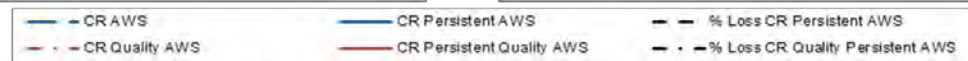
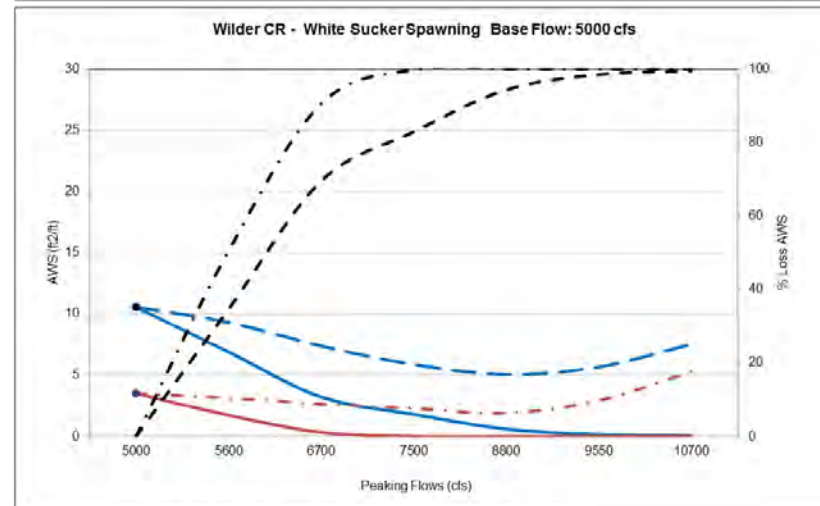
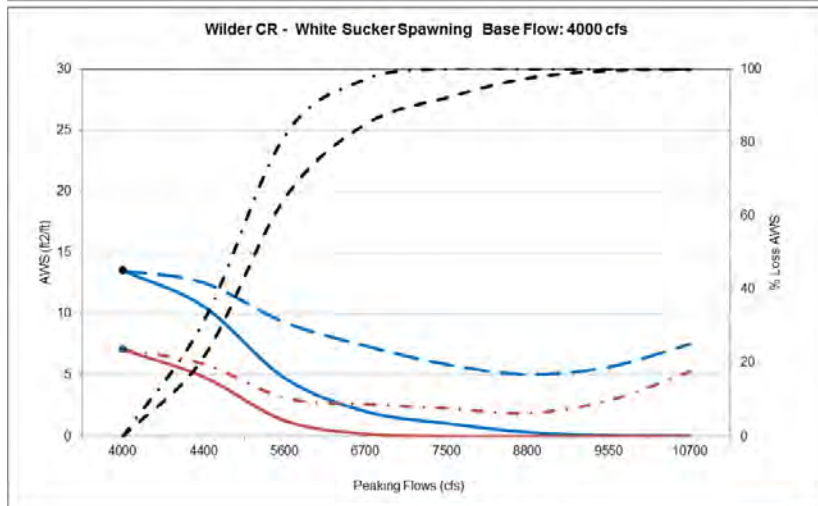
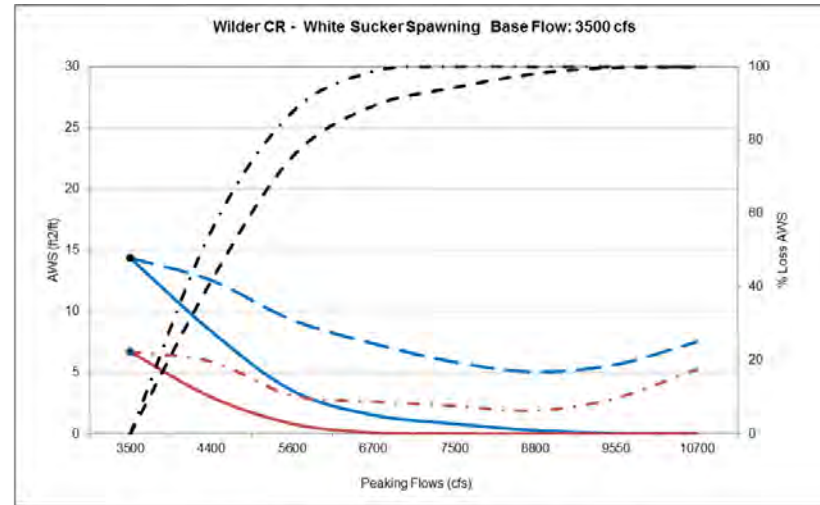
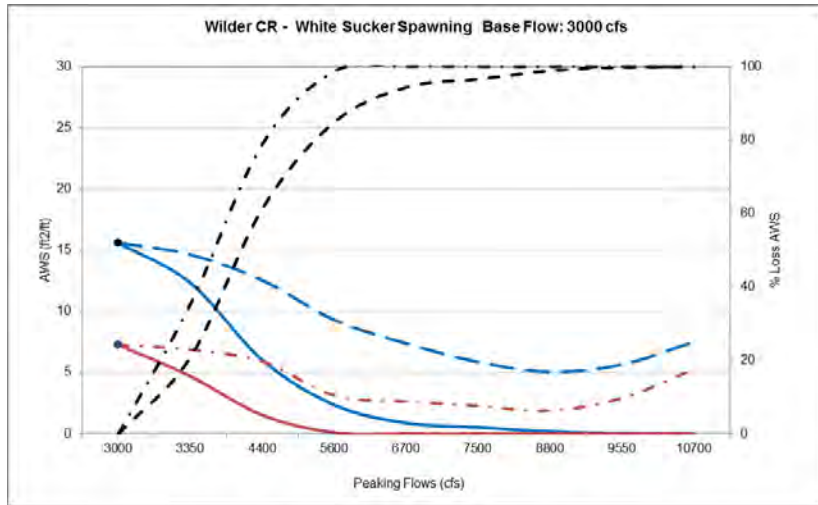


Wilder CR White Sucker spawning persistent and persistent quality habitat.

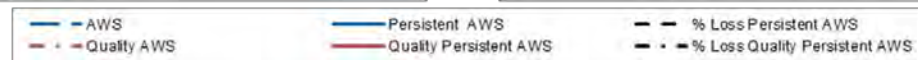
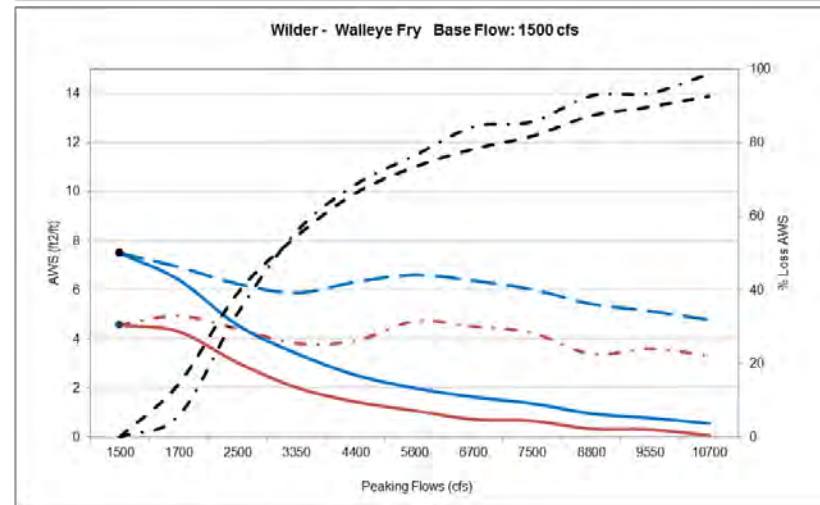
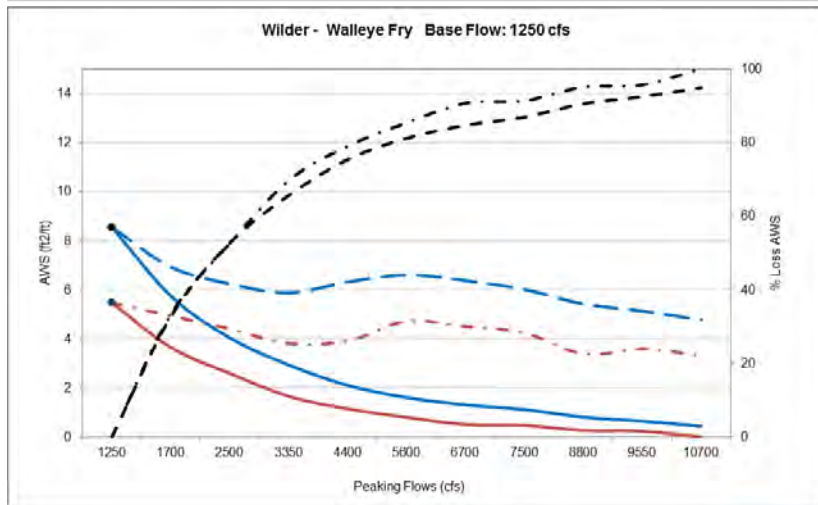
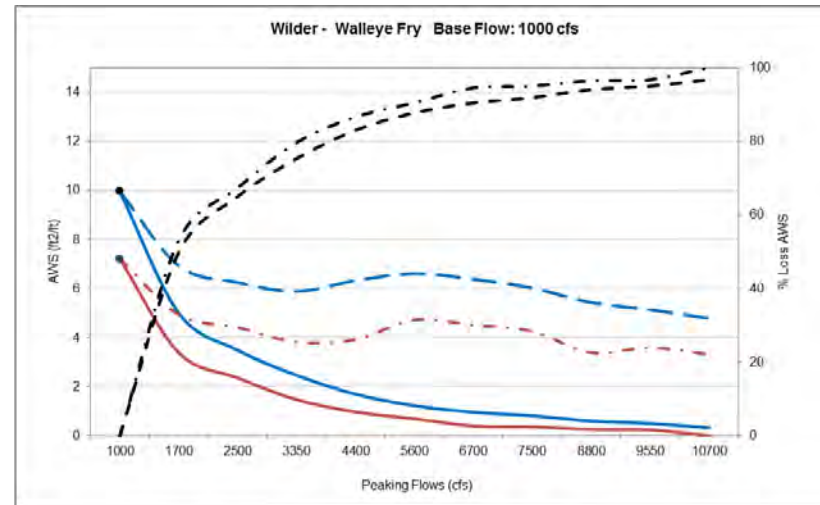
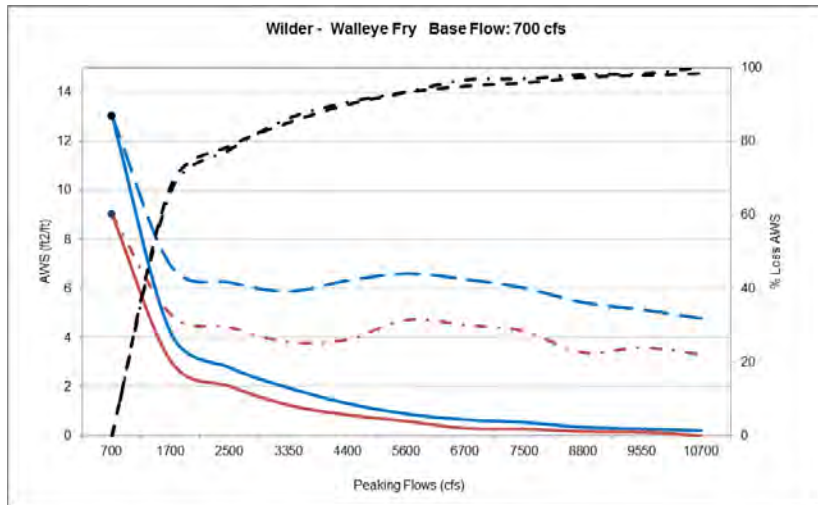


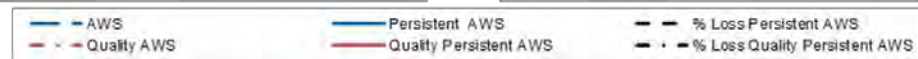
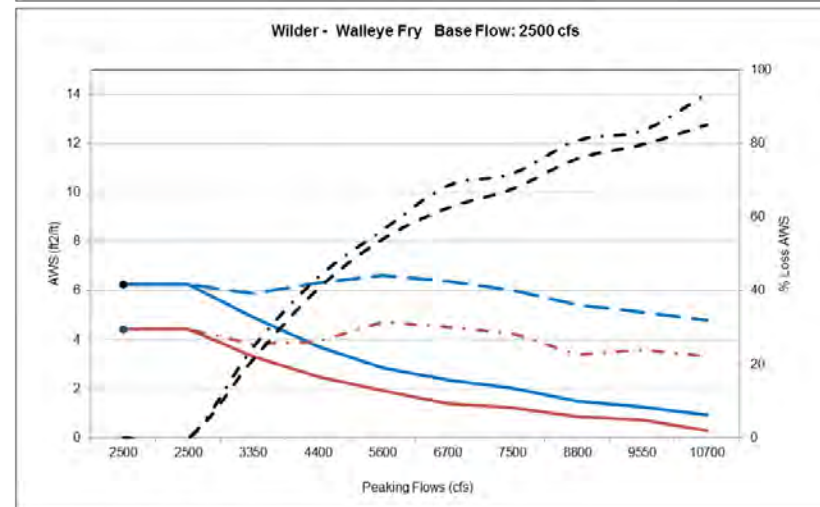
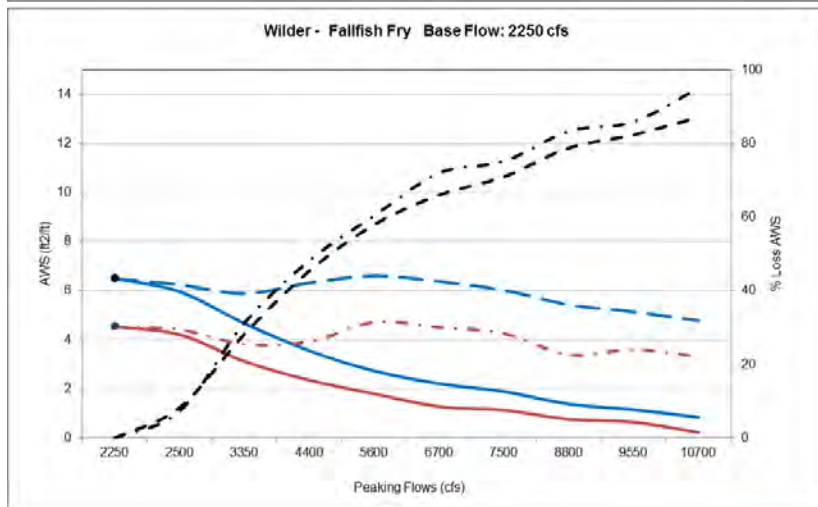
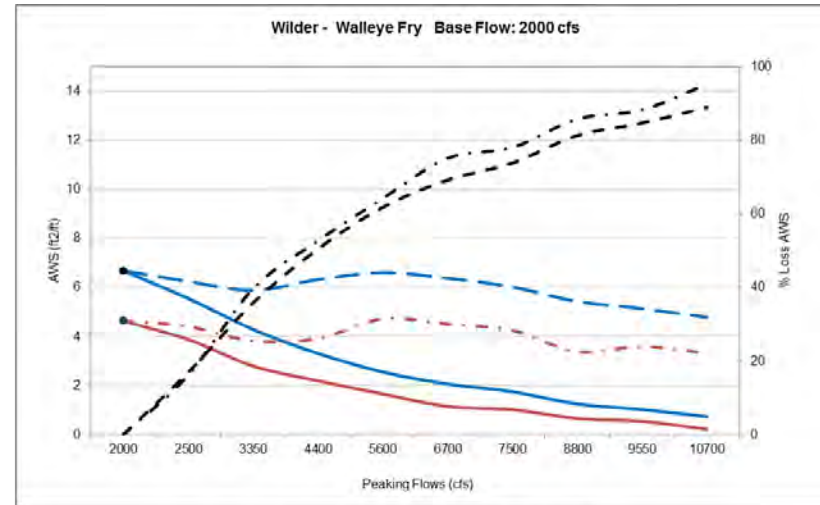
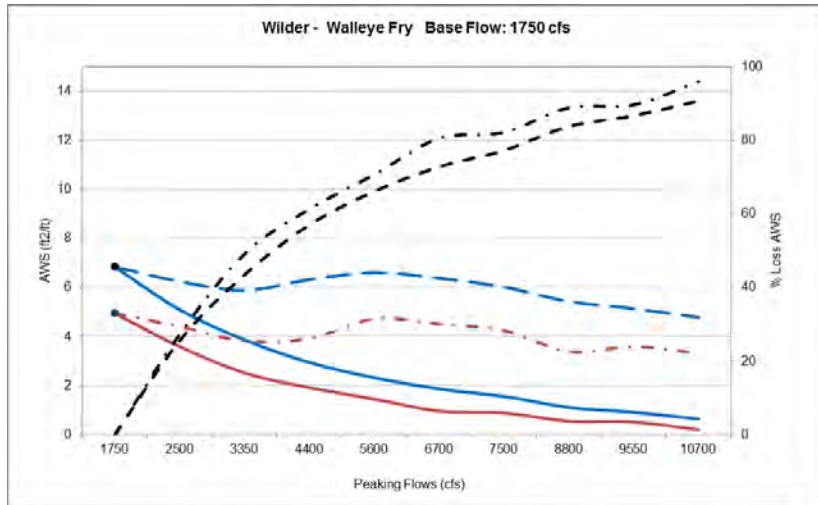




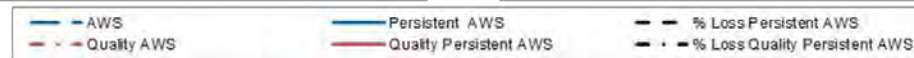
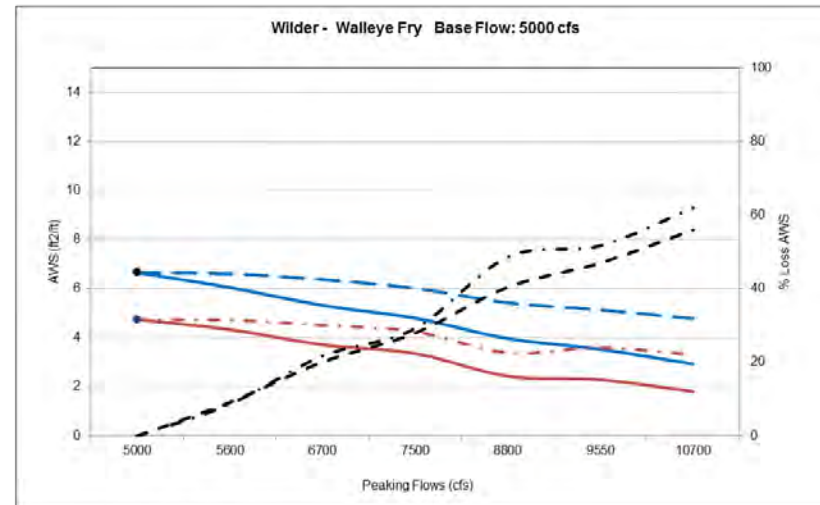
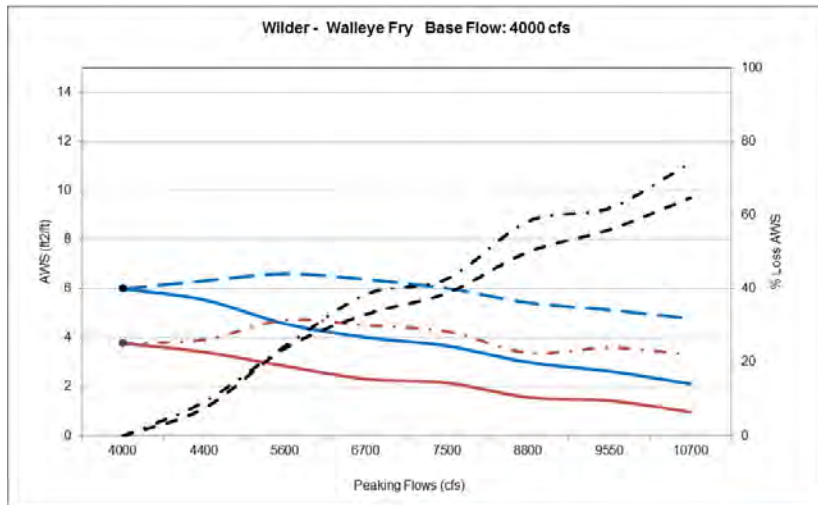
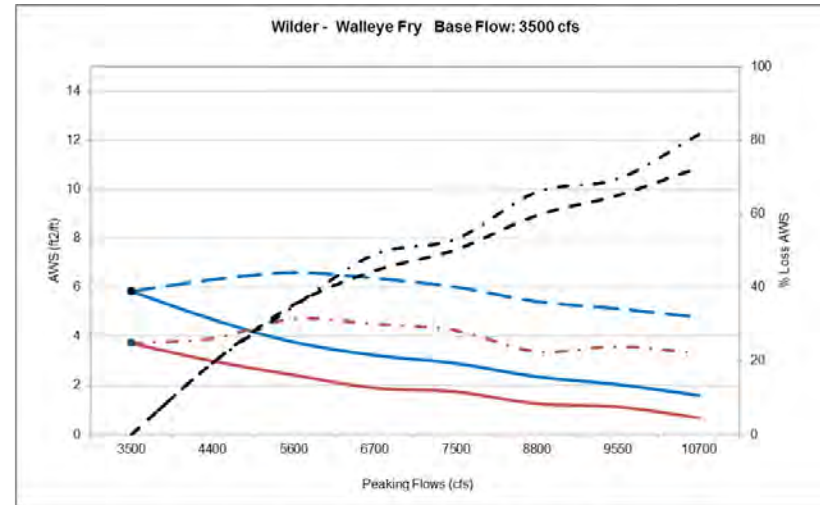
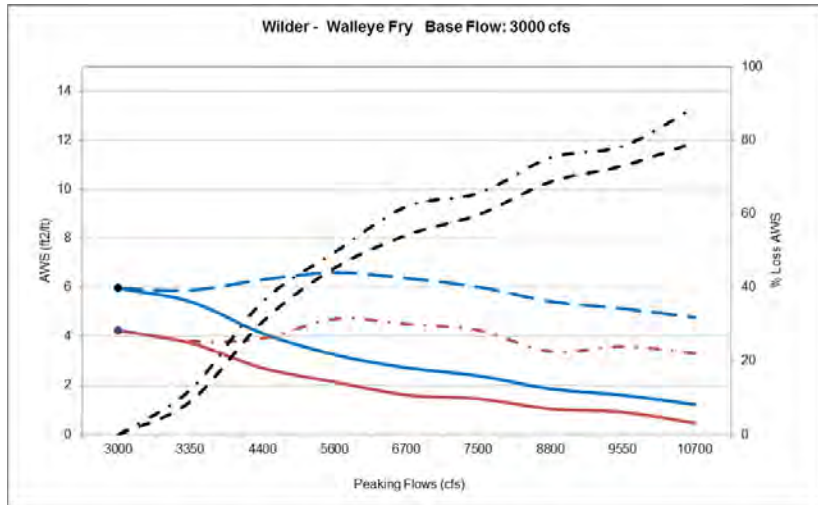


Wilder Walleye fry persistent and persistent quality habitat.

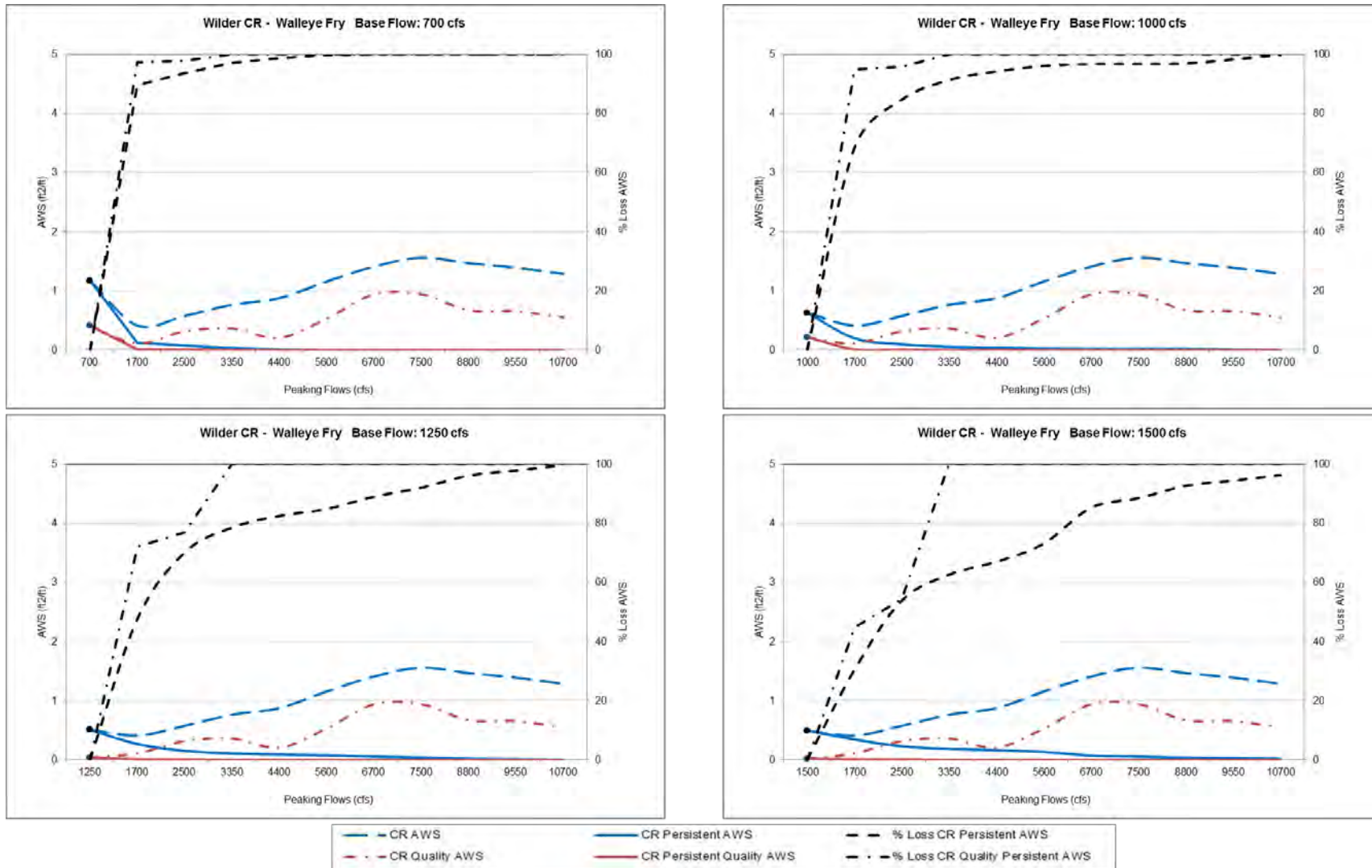




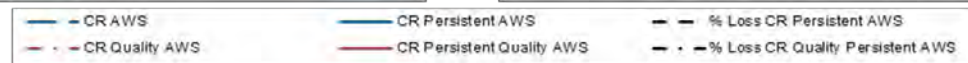
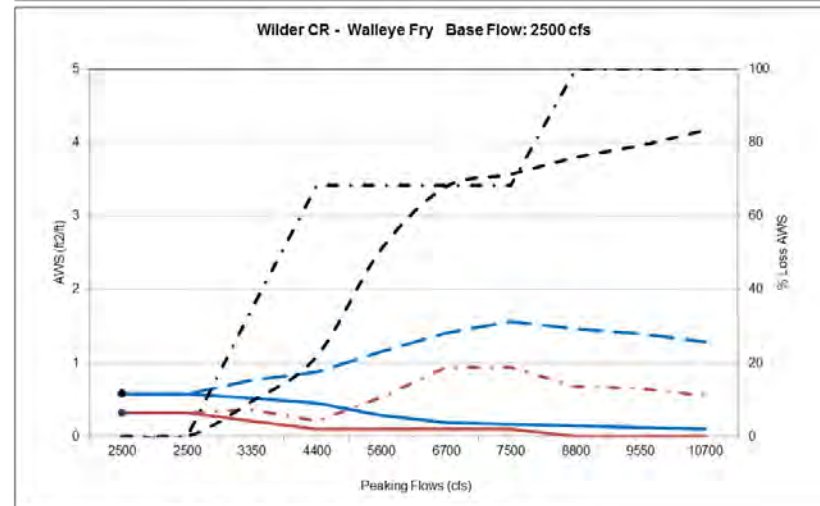
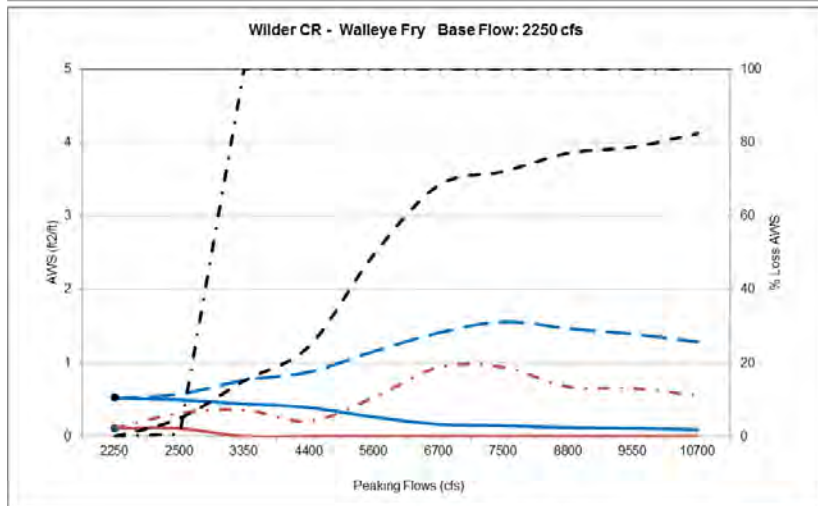
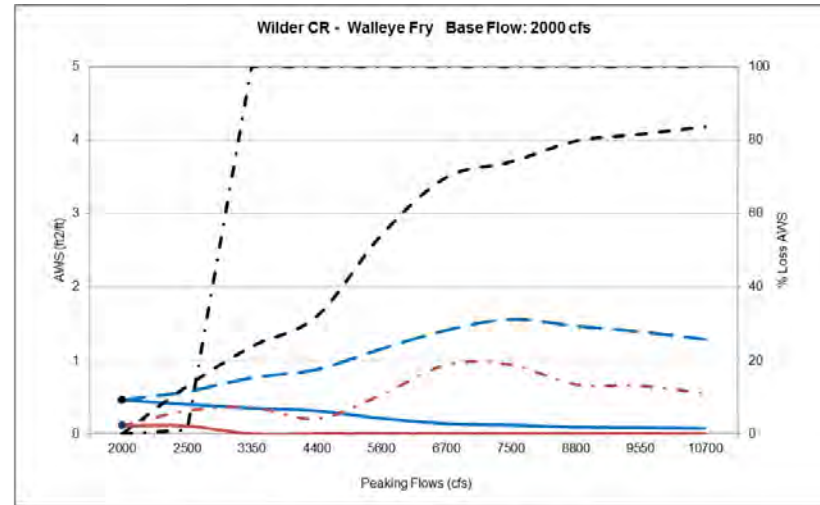
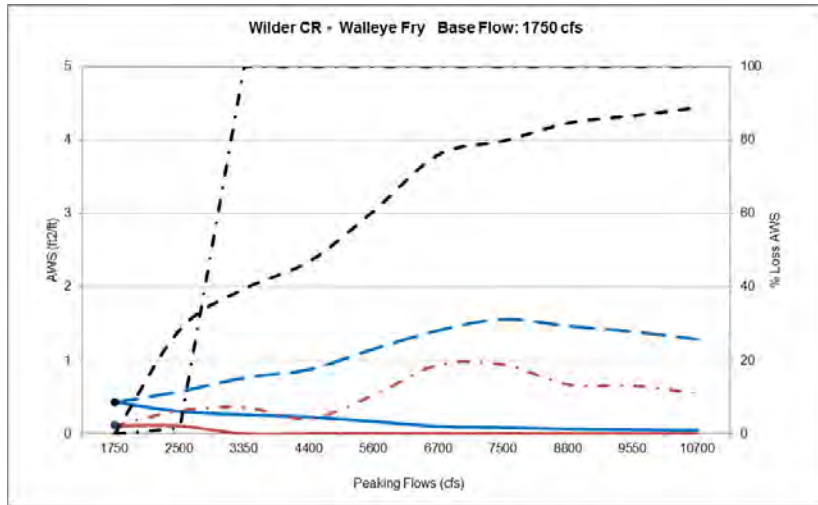


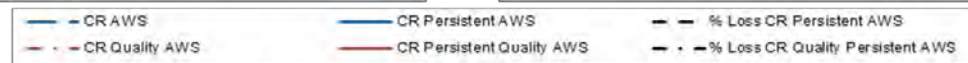
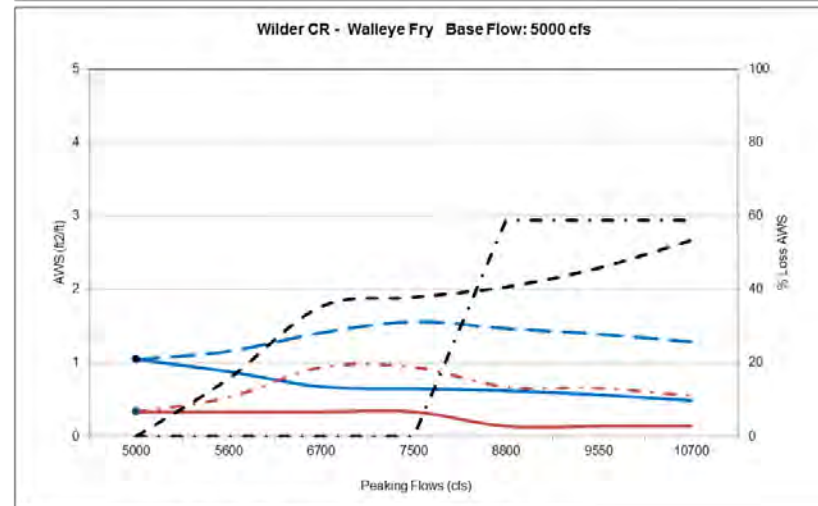
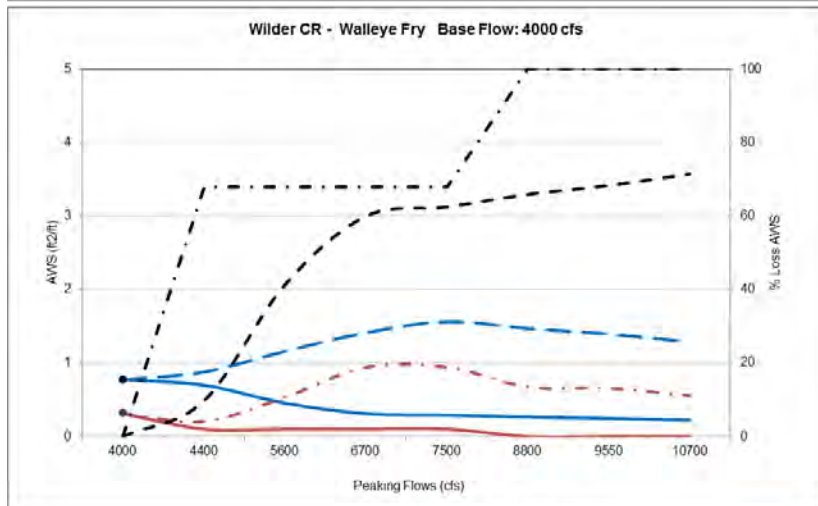
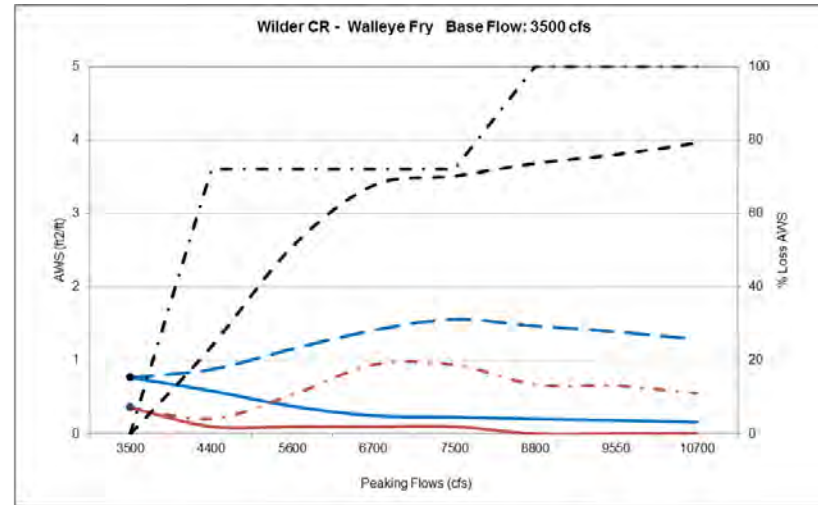
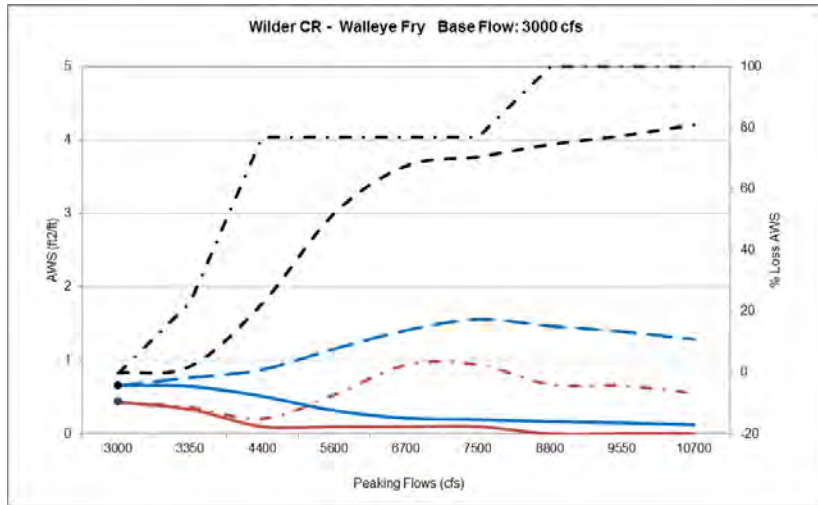


Wilder CR Walleye fry persistent and persistent quality habitat.

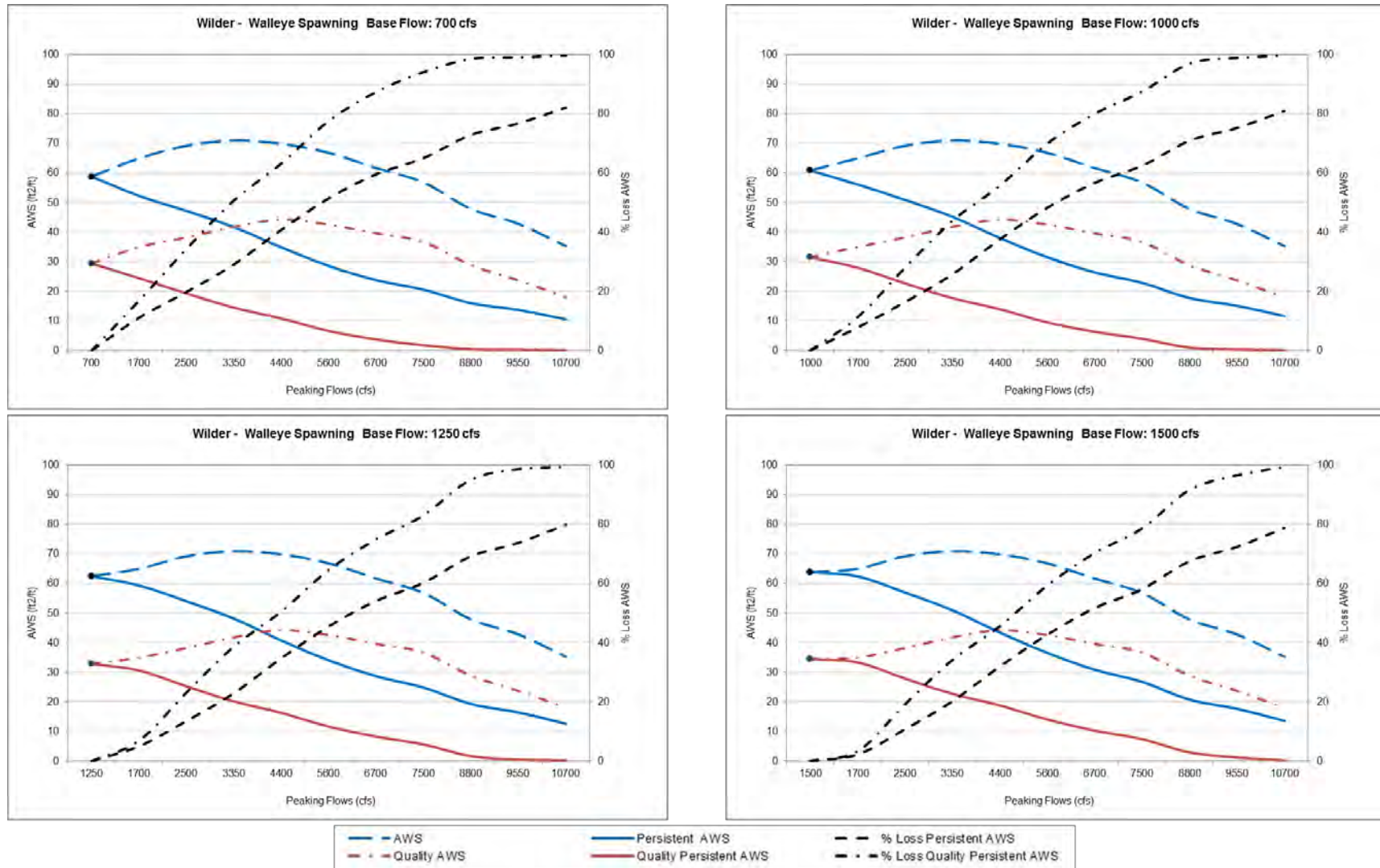


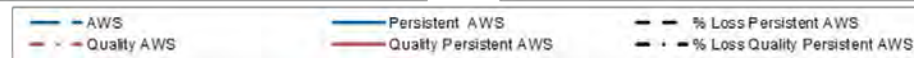
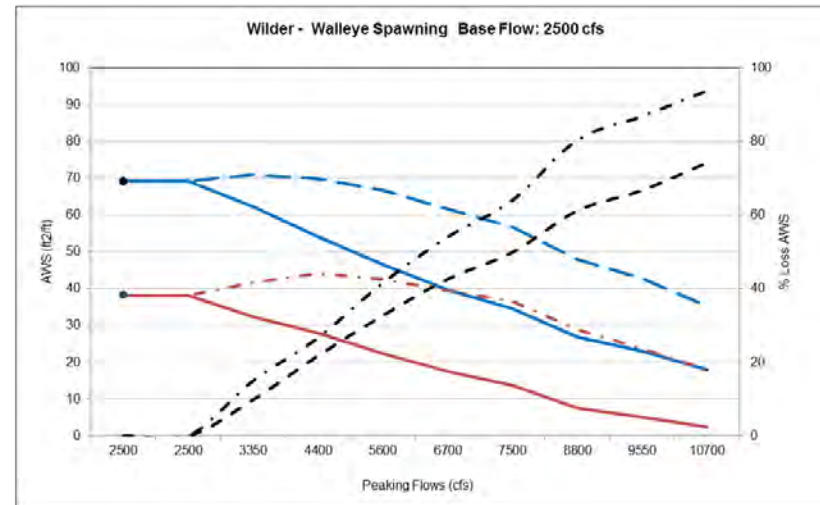
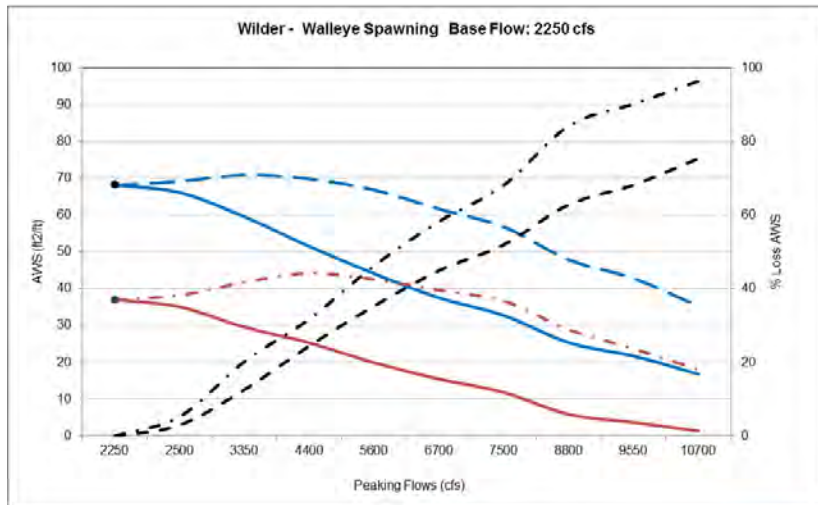
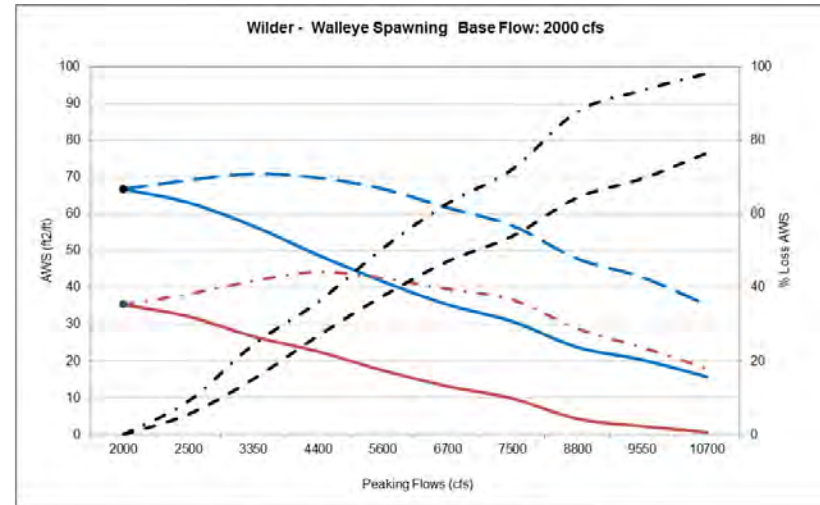
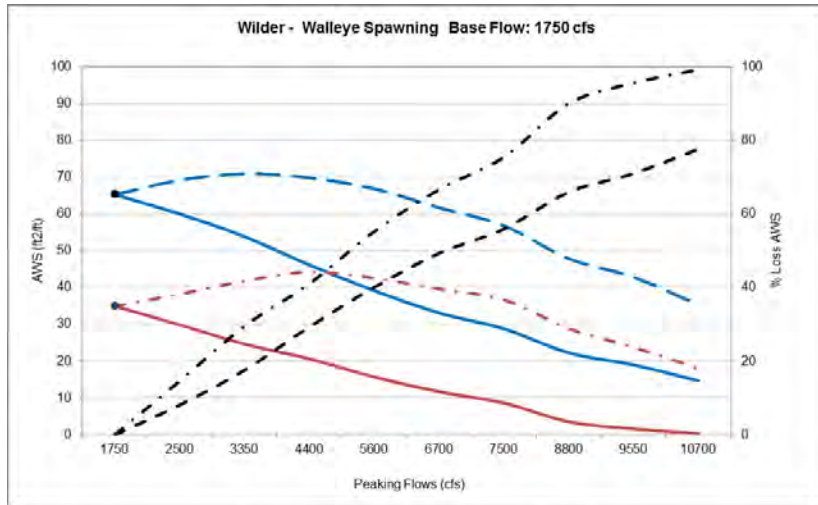




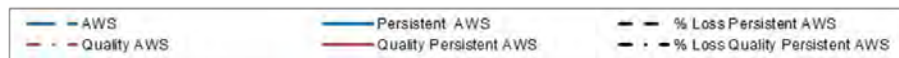
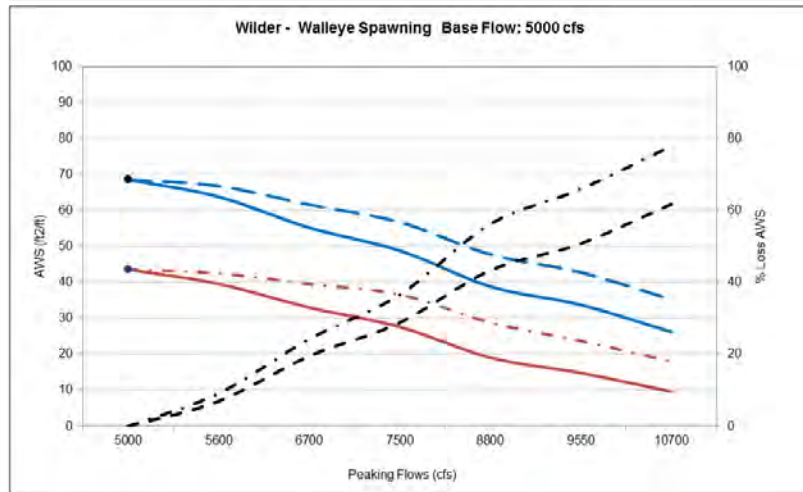
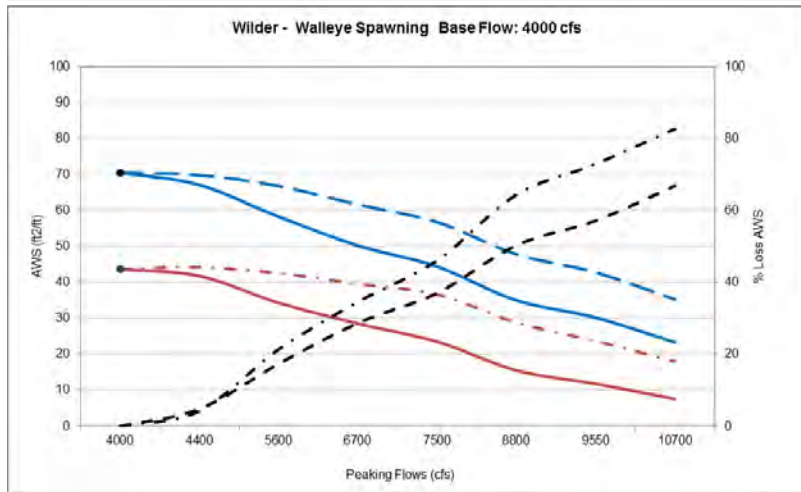
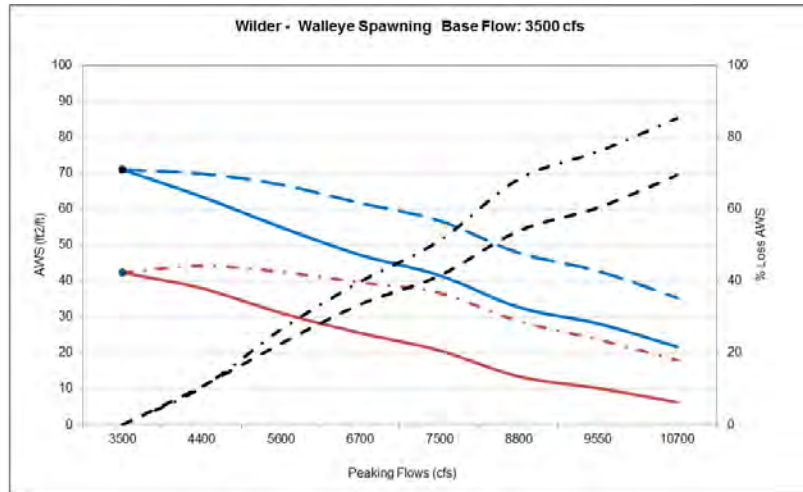
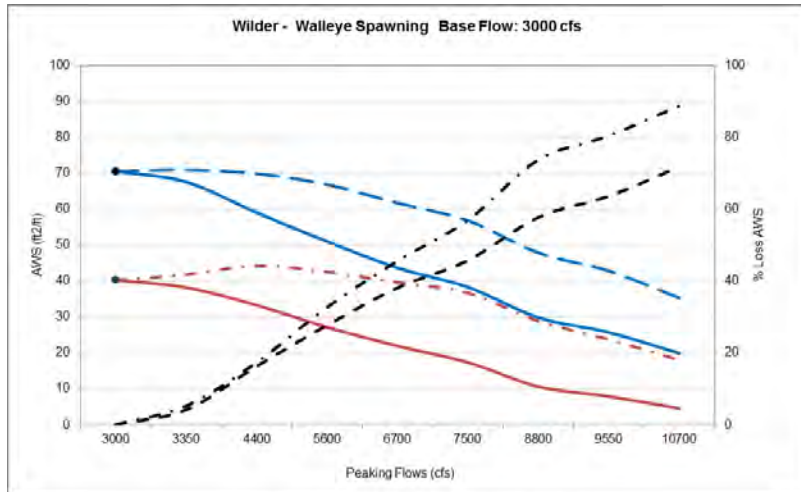


Wilder Walleye spawning persistent and persistent quality habitat.

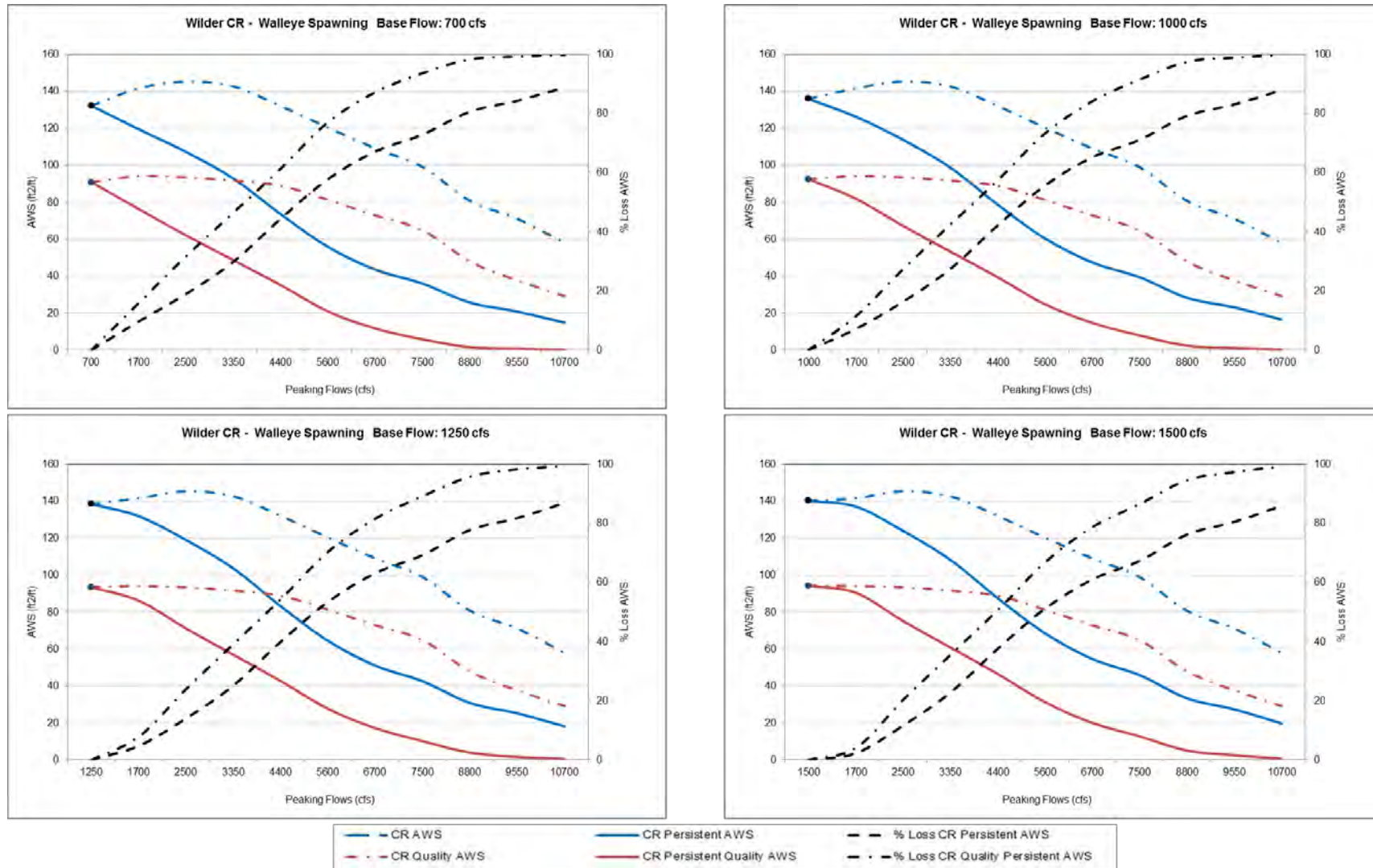




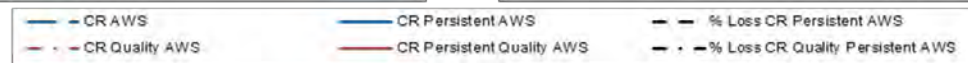
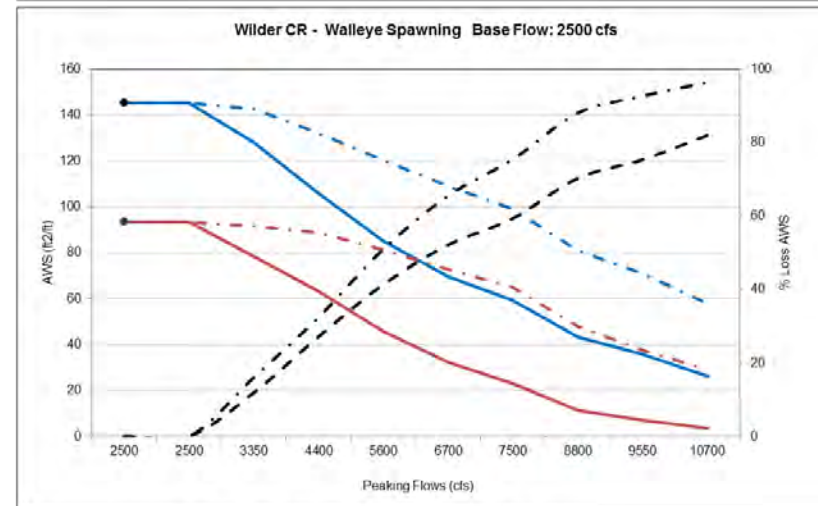
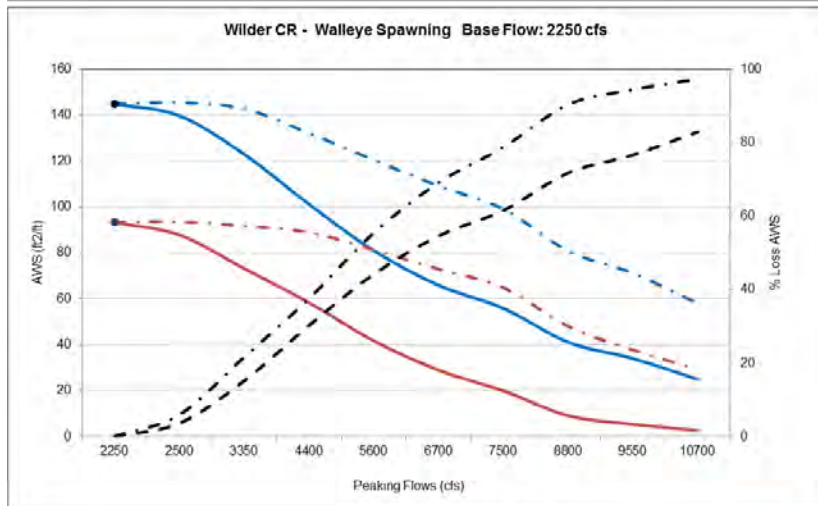
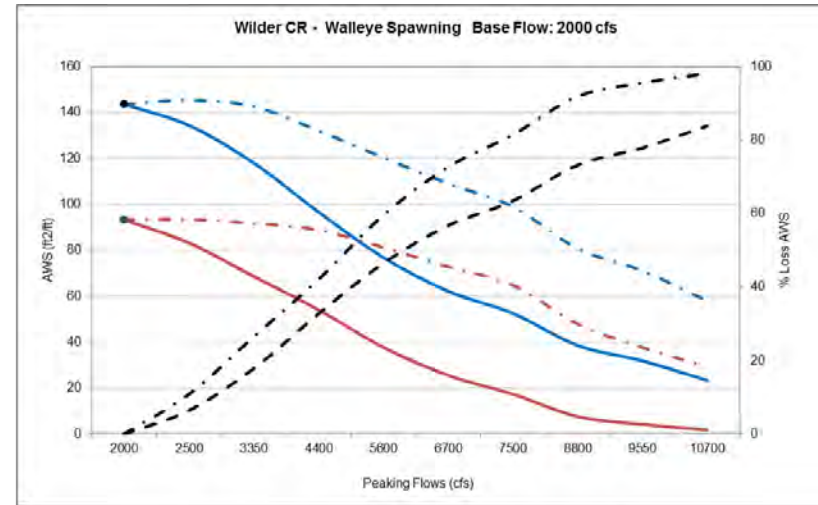
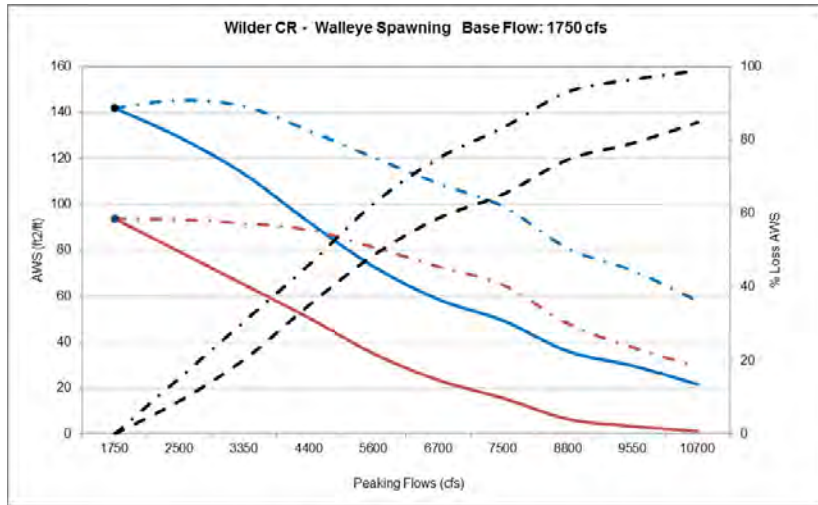


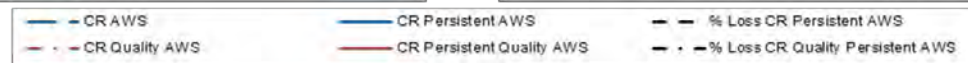
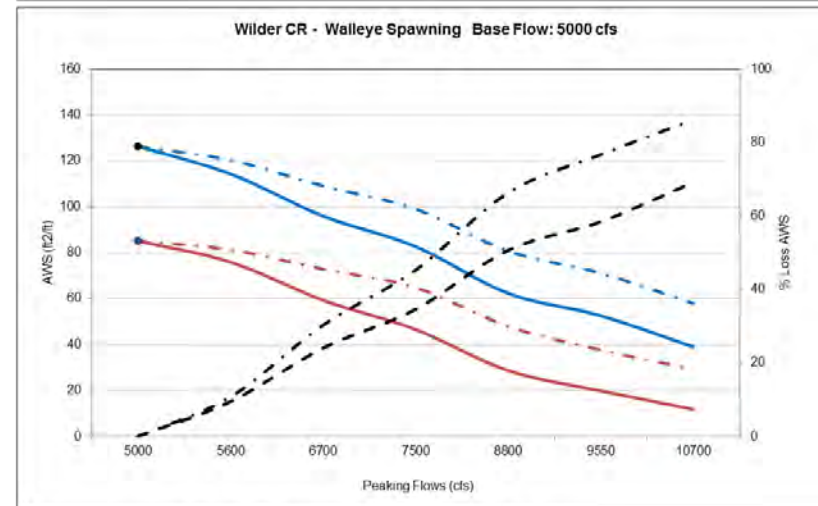
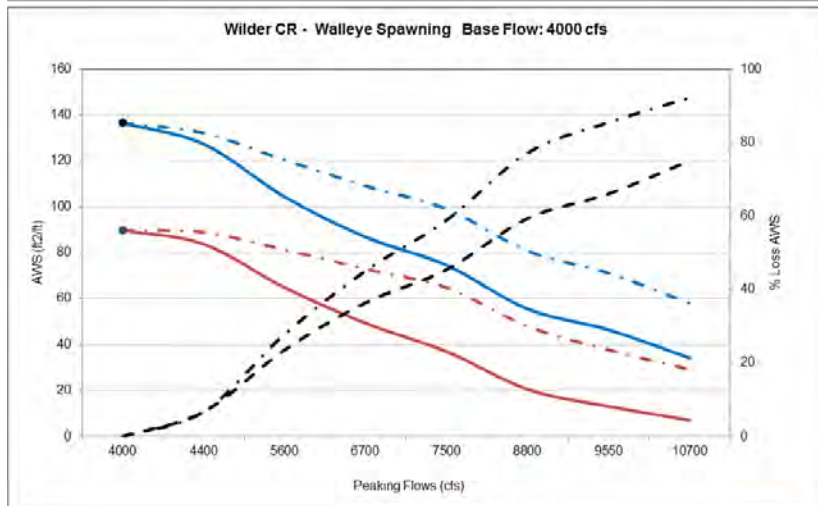
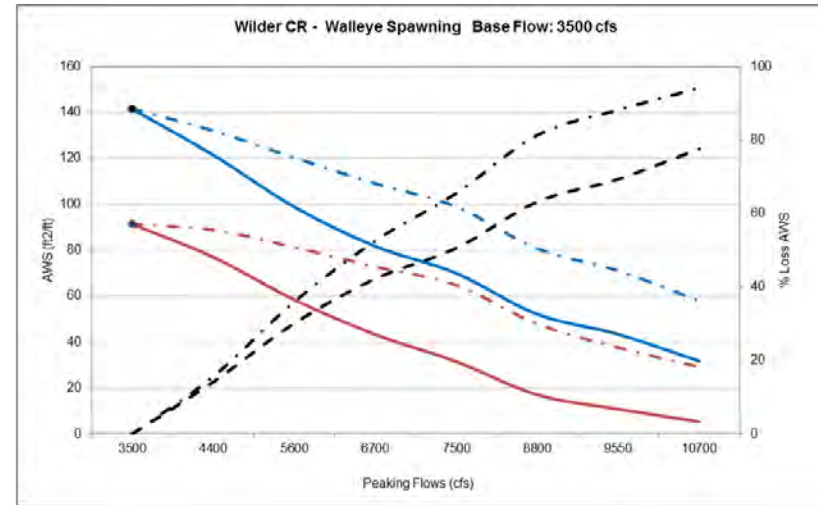
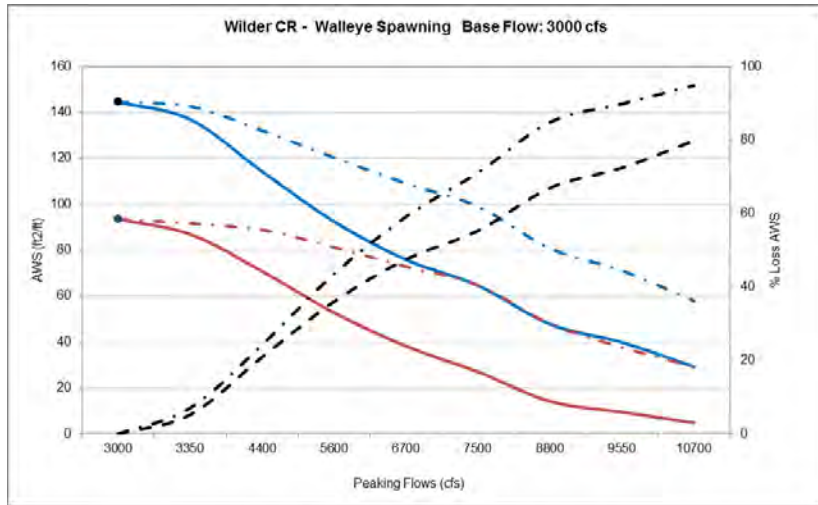


Wilder CR Walleye spawning persistent and persistent quality habitat.

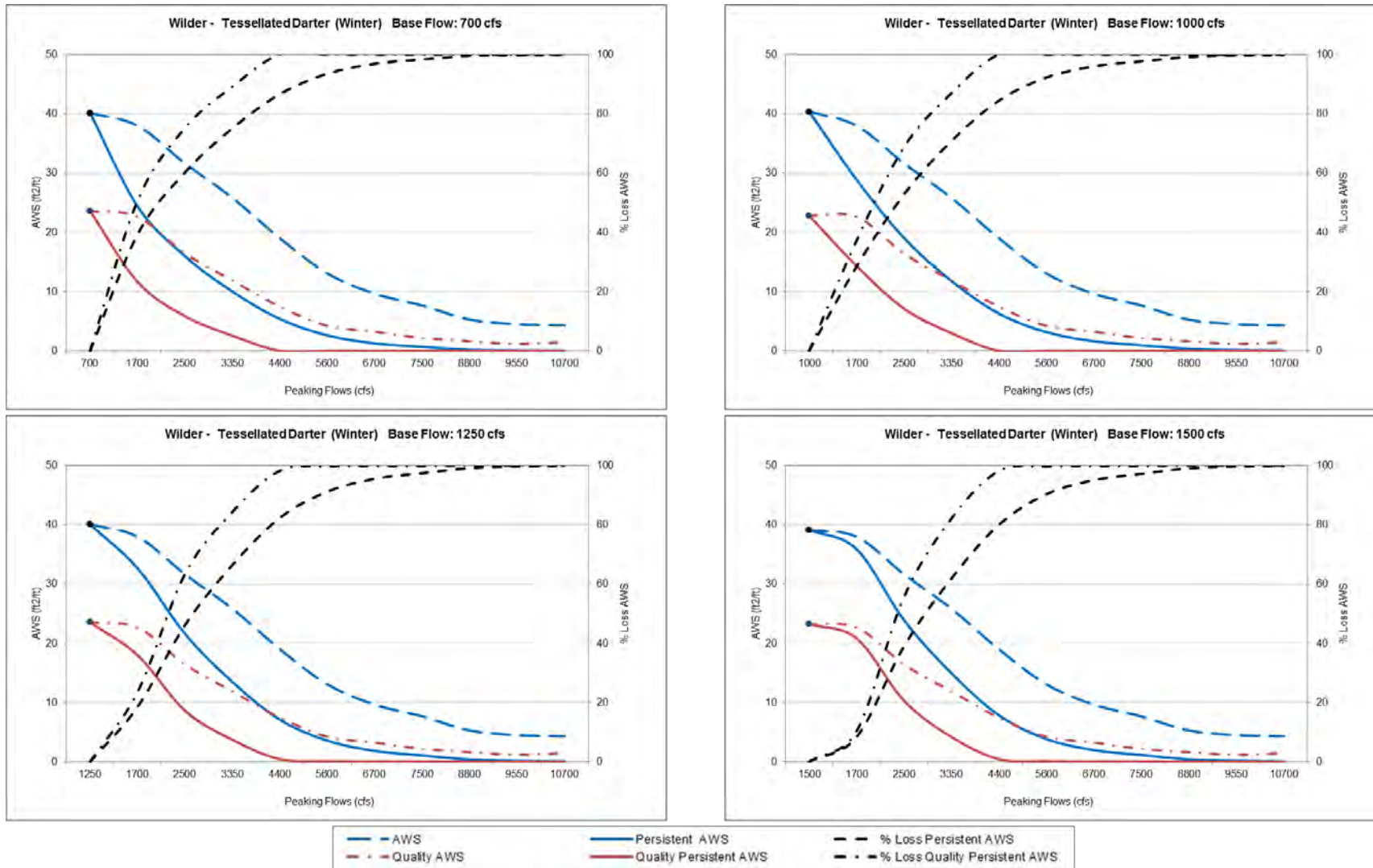




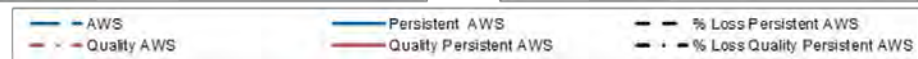
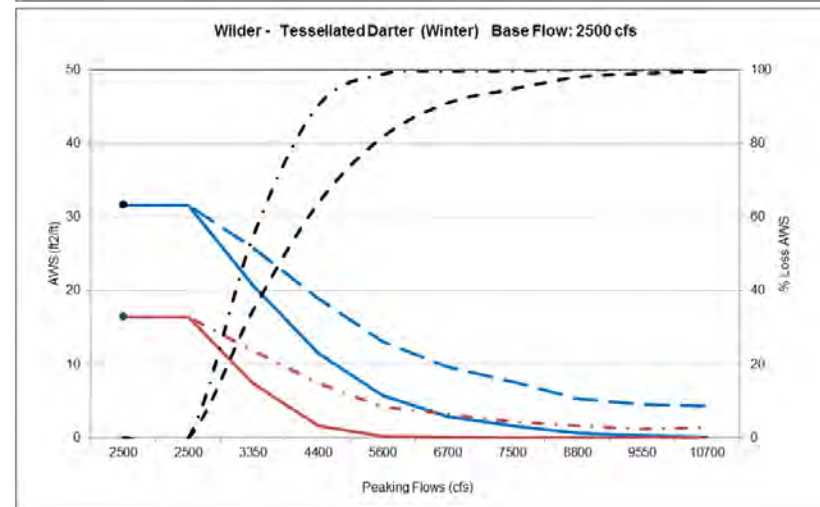
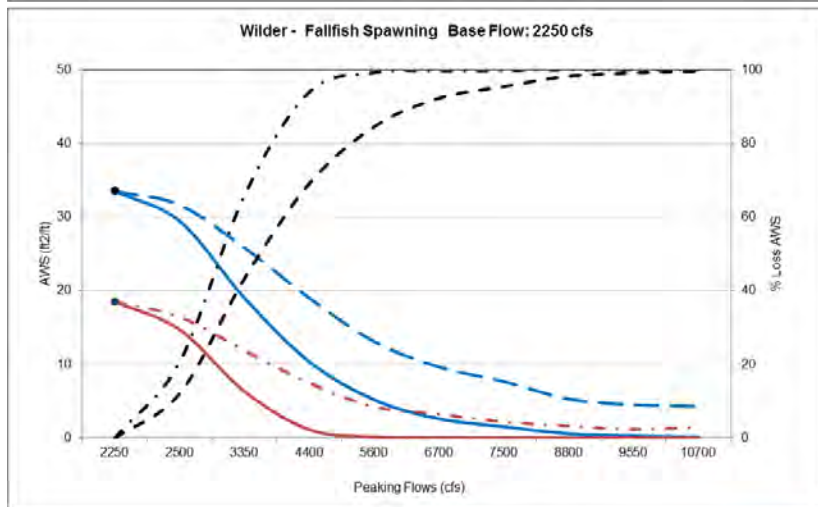
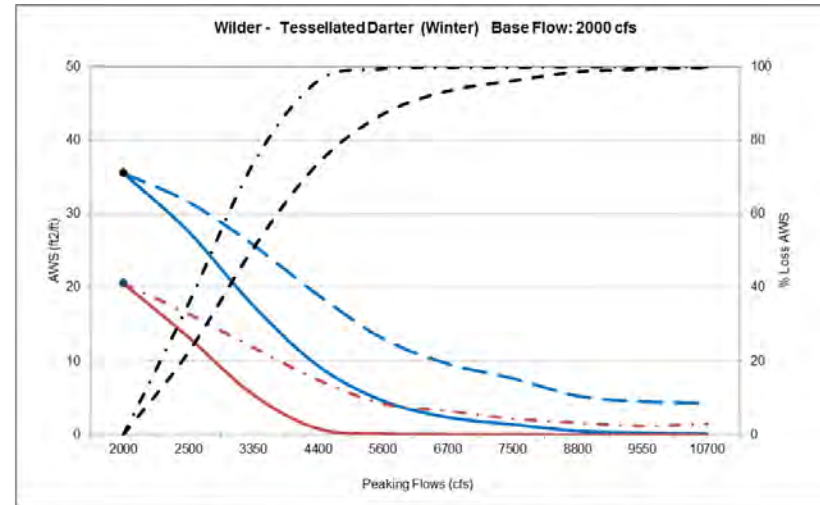
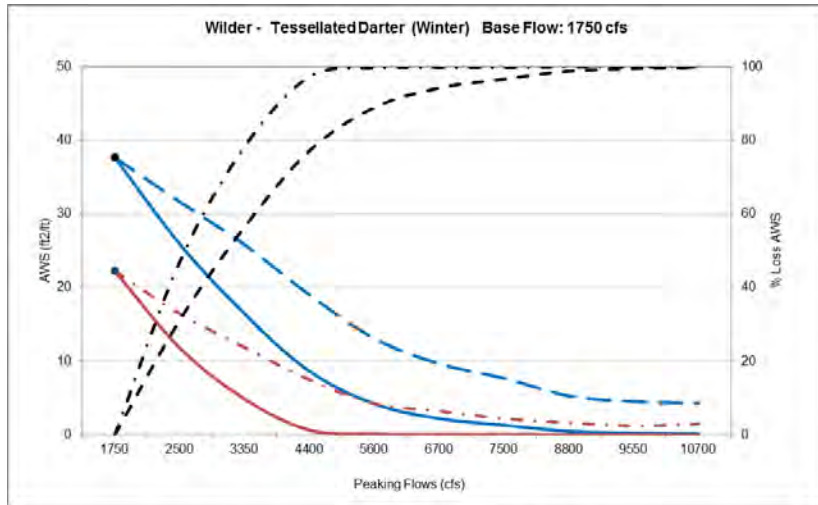


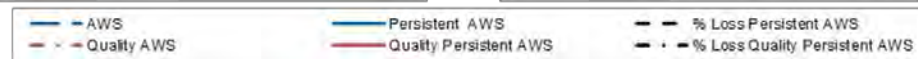
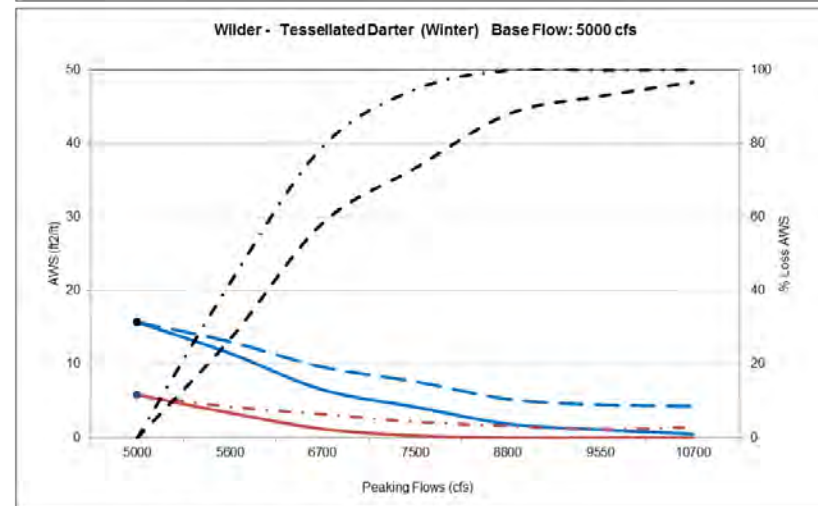
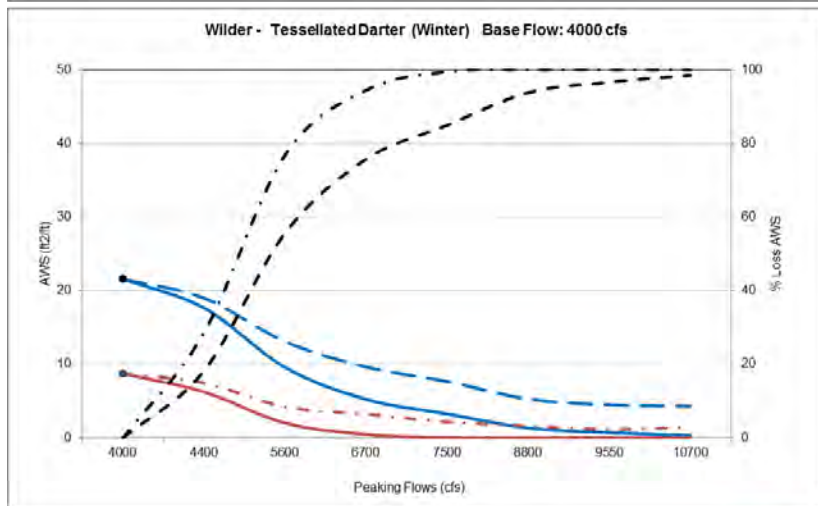
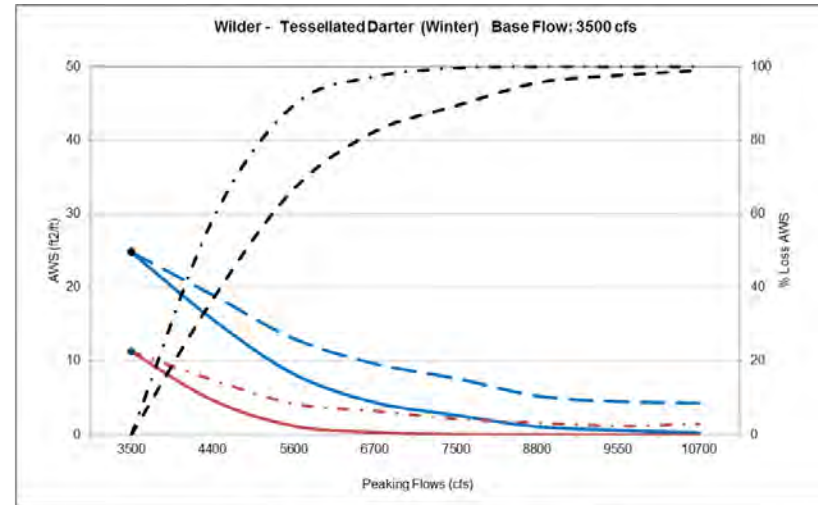
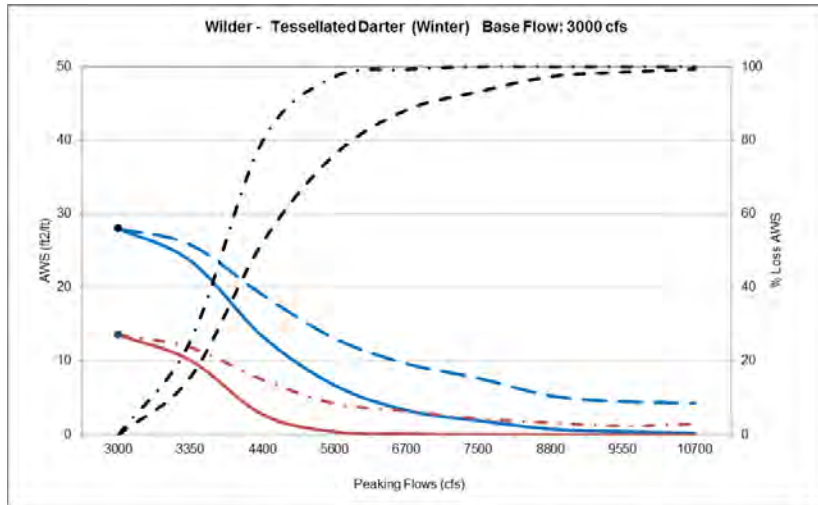


Wilder Tesselated Darter persistent and persistent quality habitat (Winter).

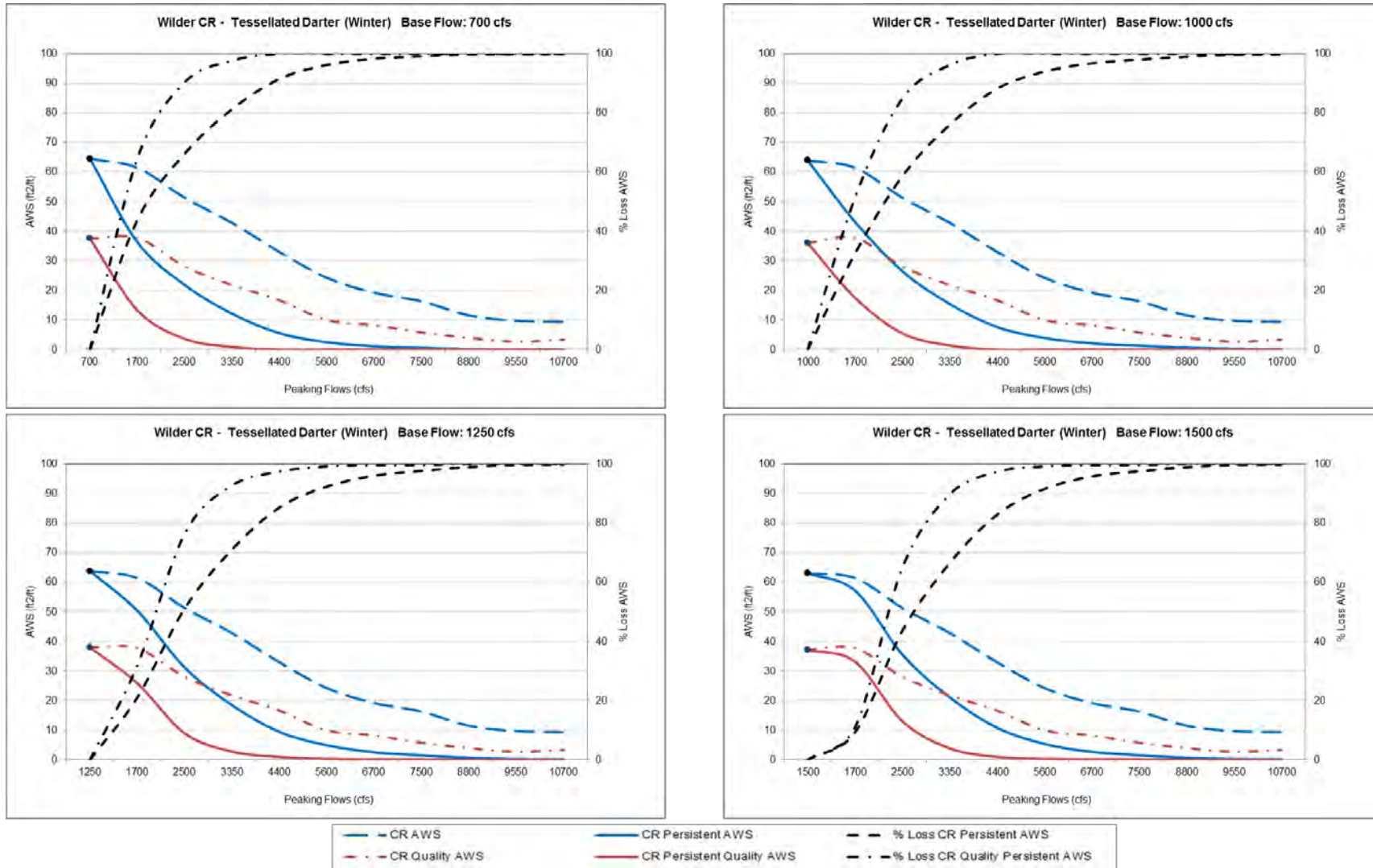




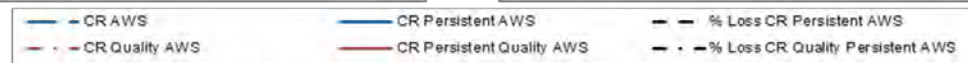
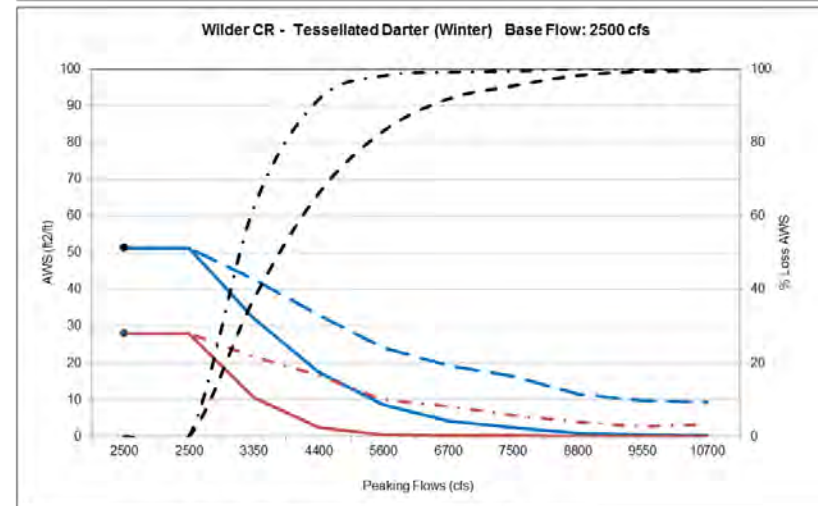
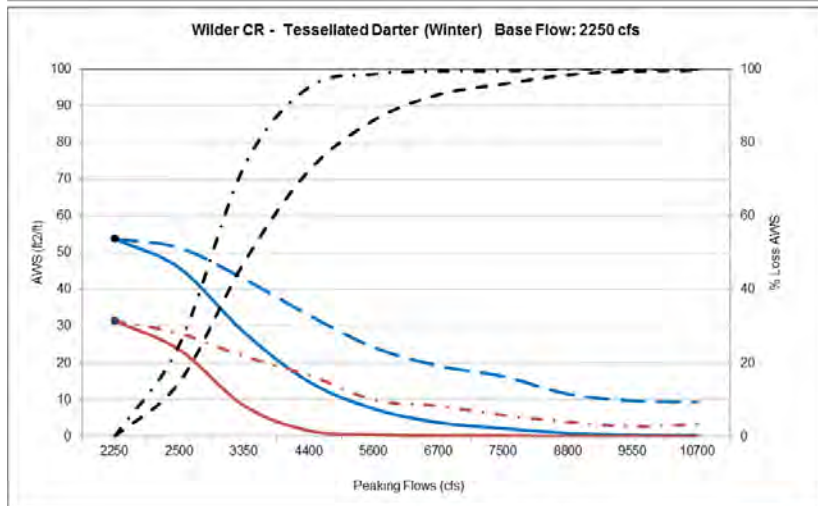
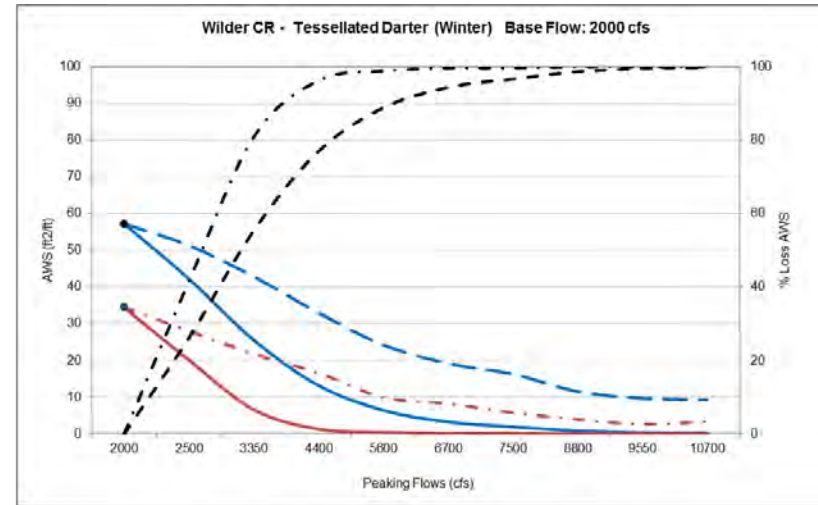
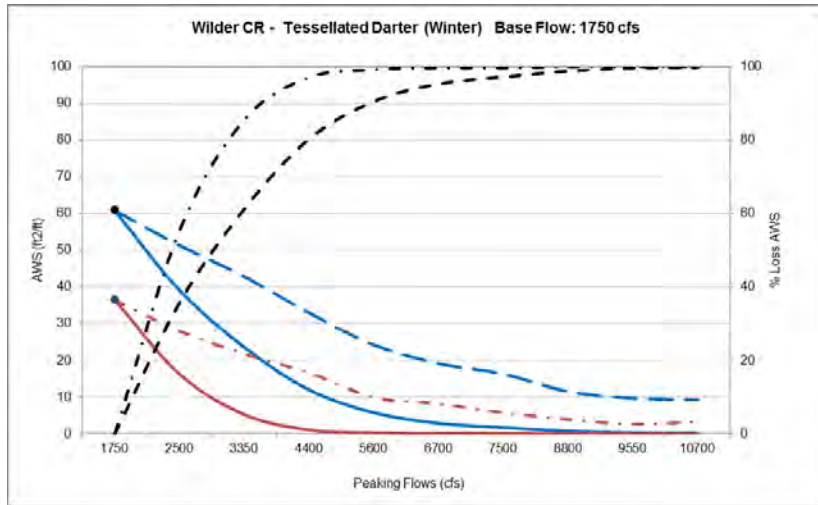


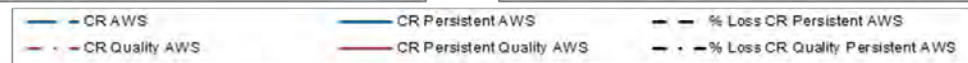
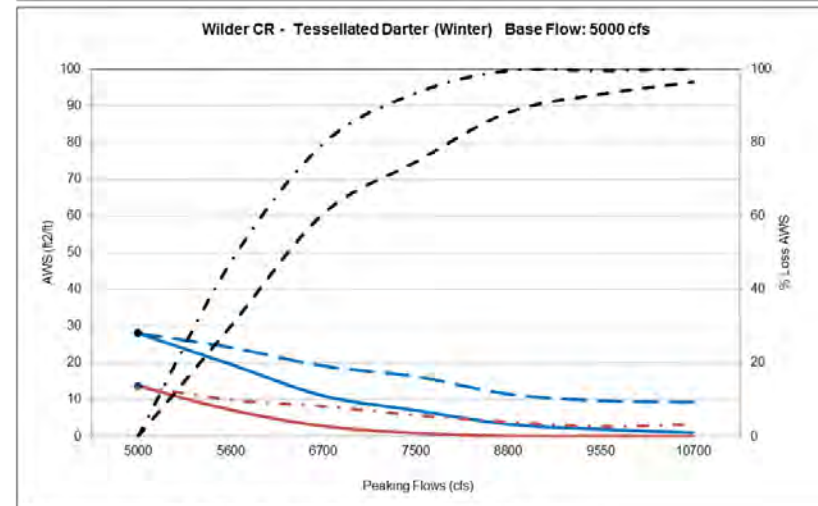
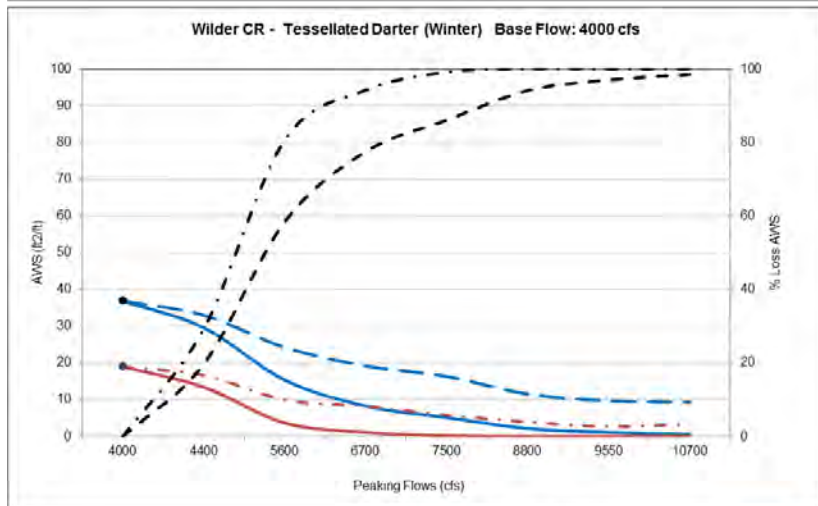
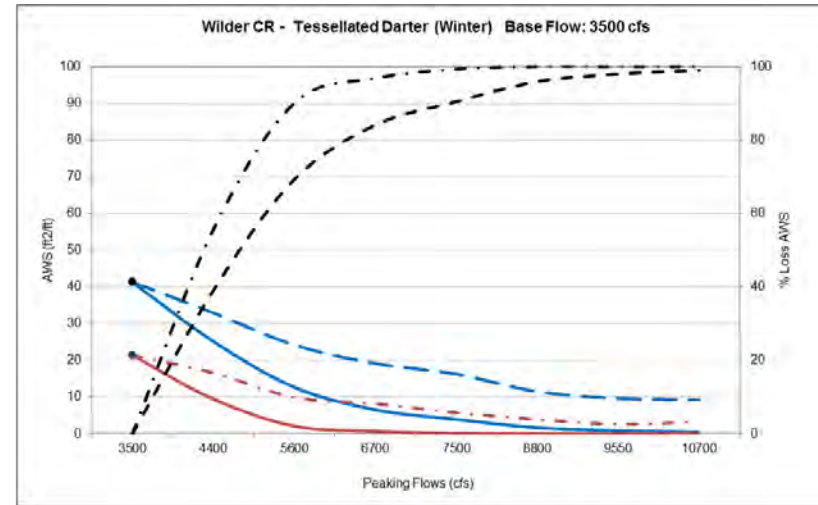
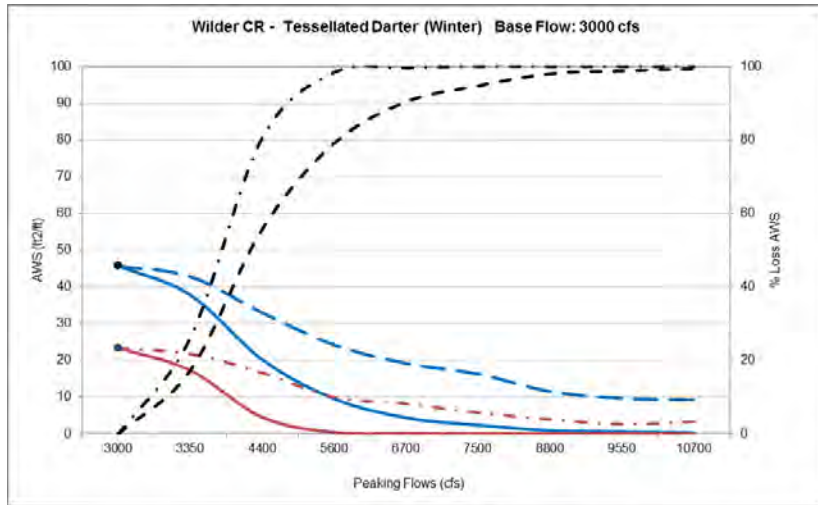


Wilder CR Tessellated Darter persistent and persistent quality habitat (Winter).

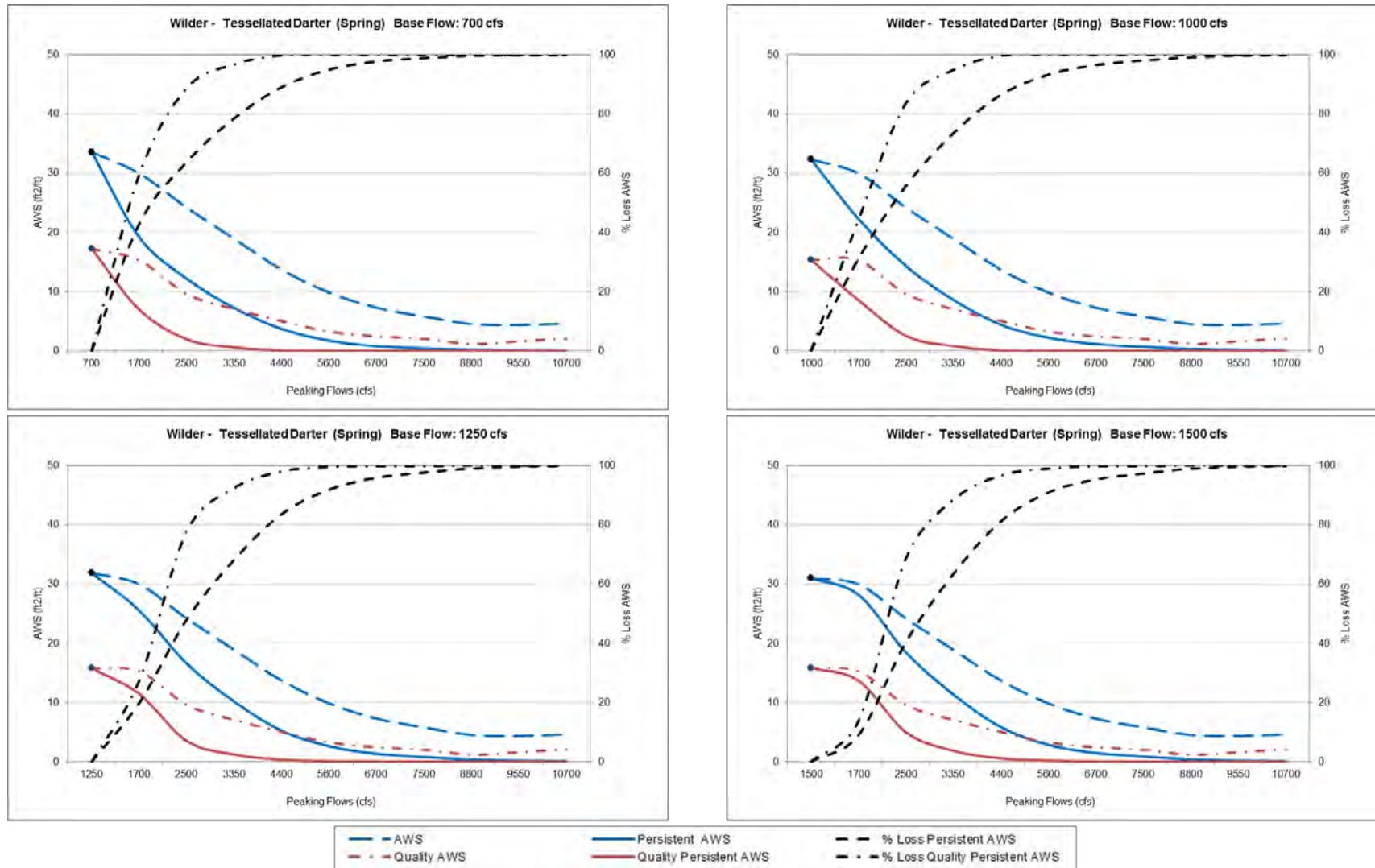


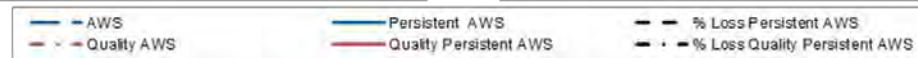
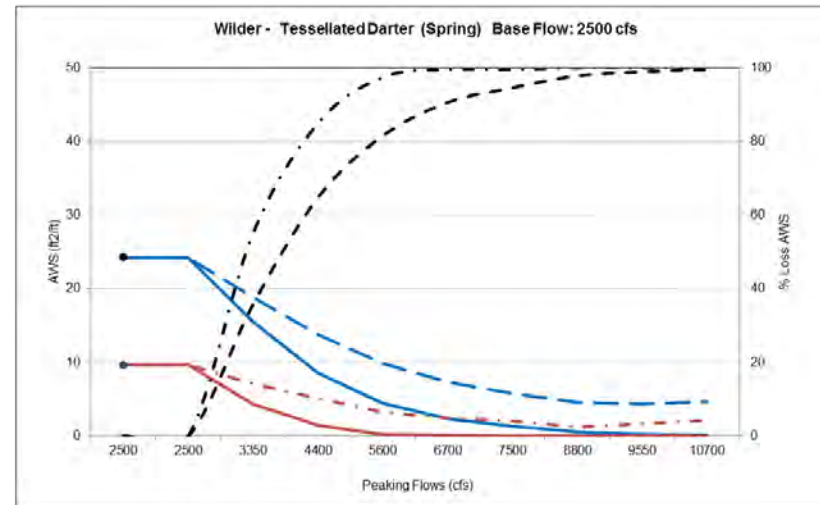
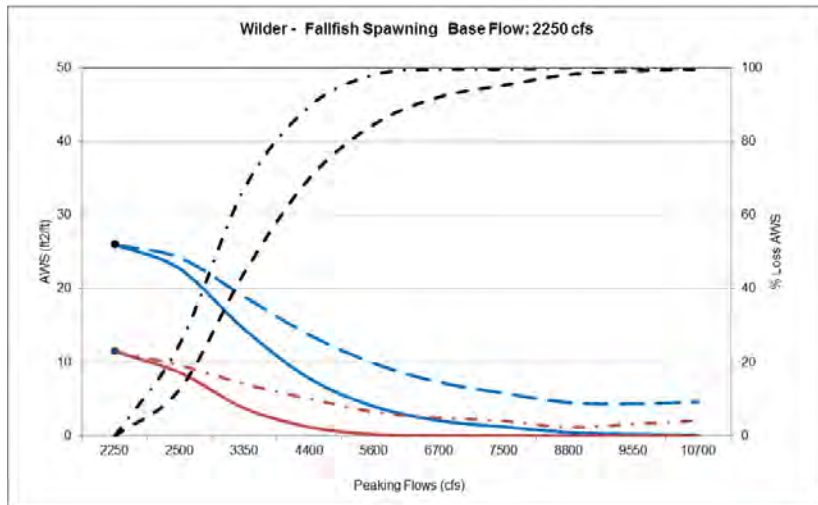
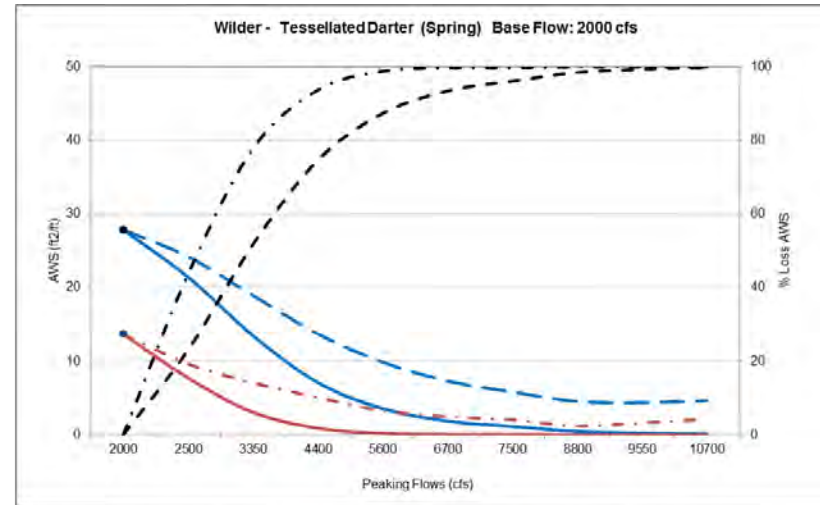
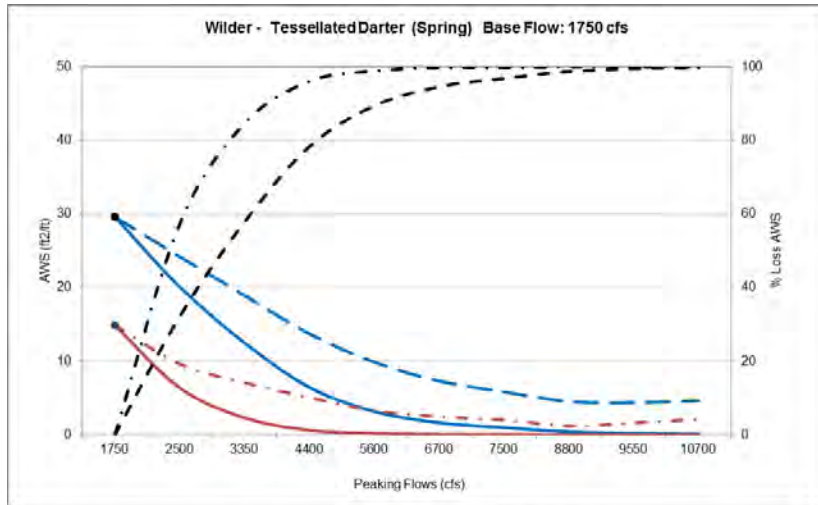




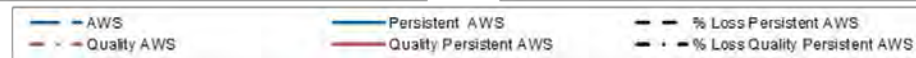
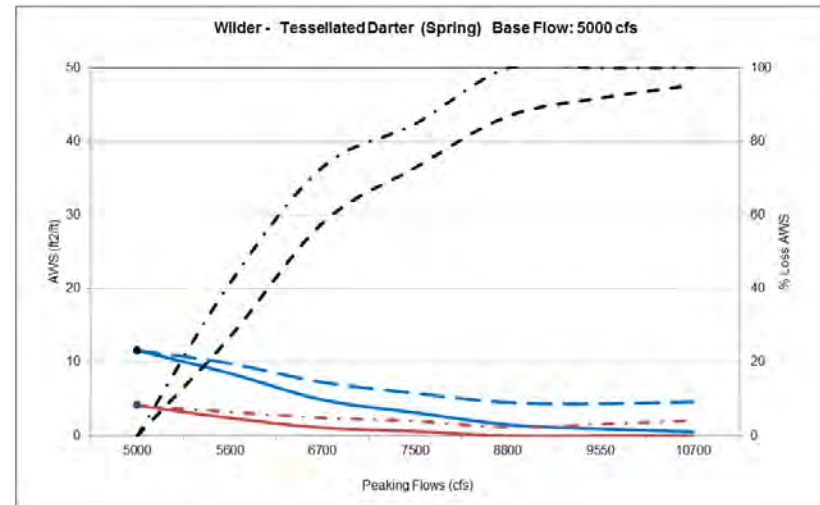
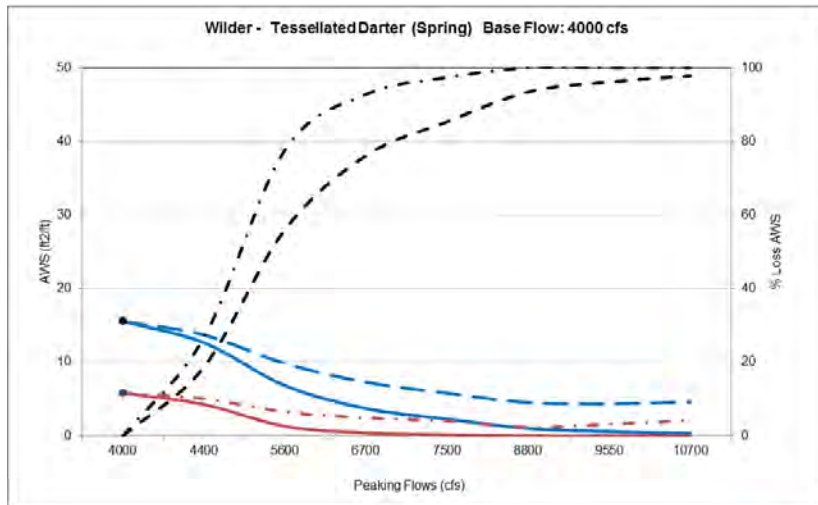
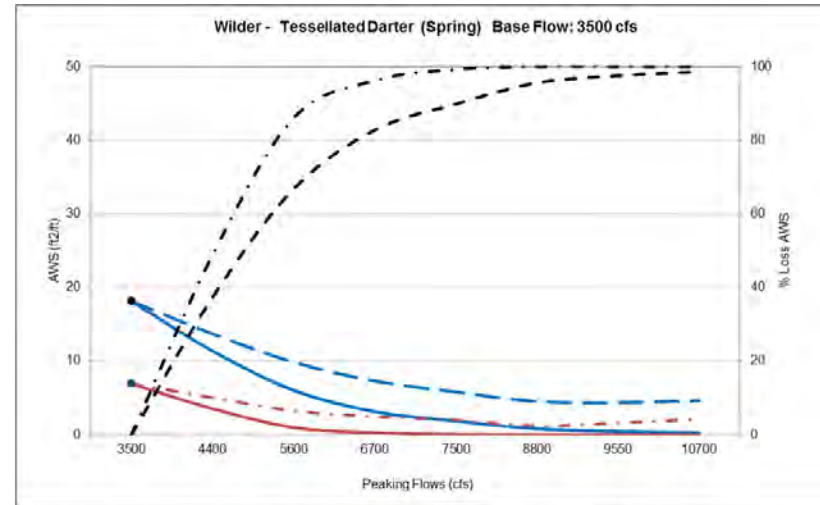
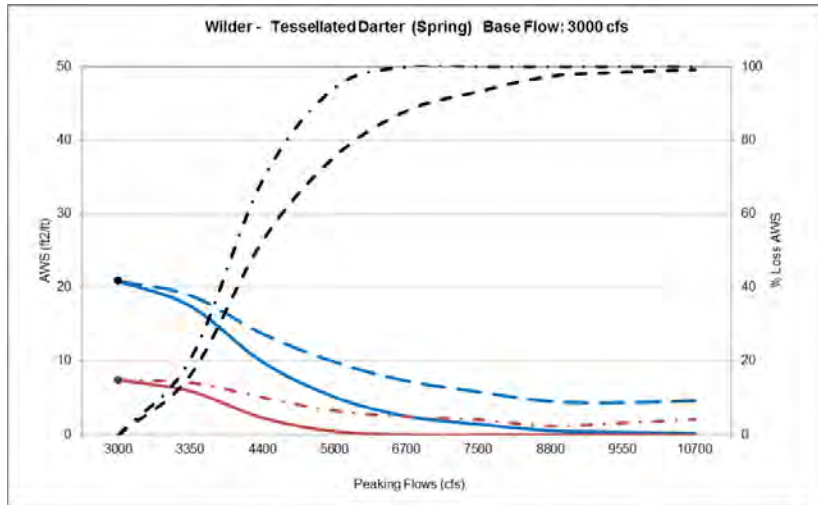


Wilder Tesselated Darter persistent and persistent quality habitat (Spring).



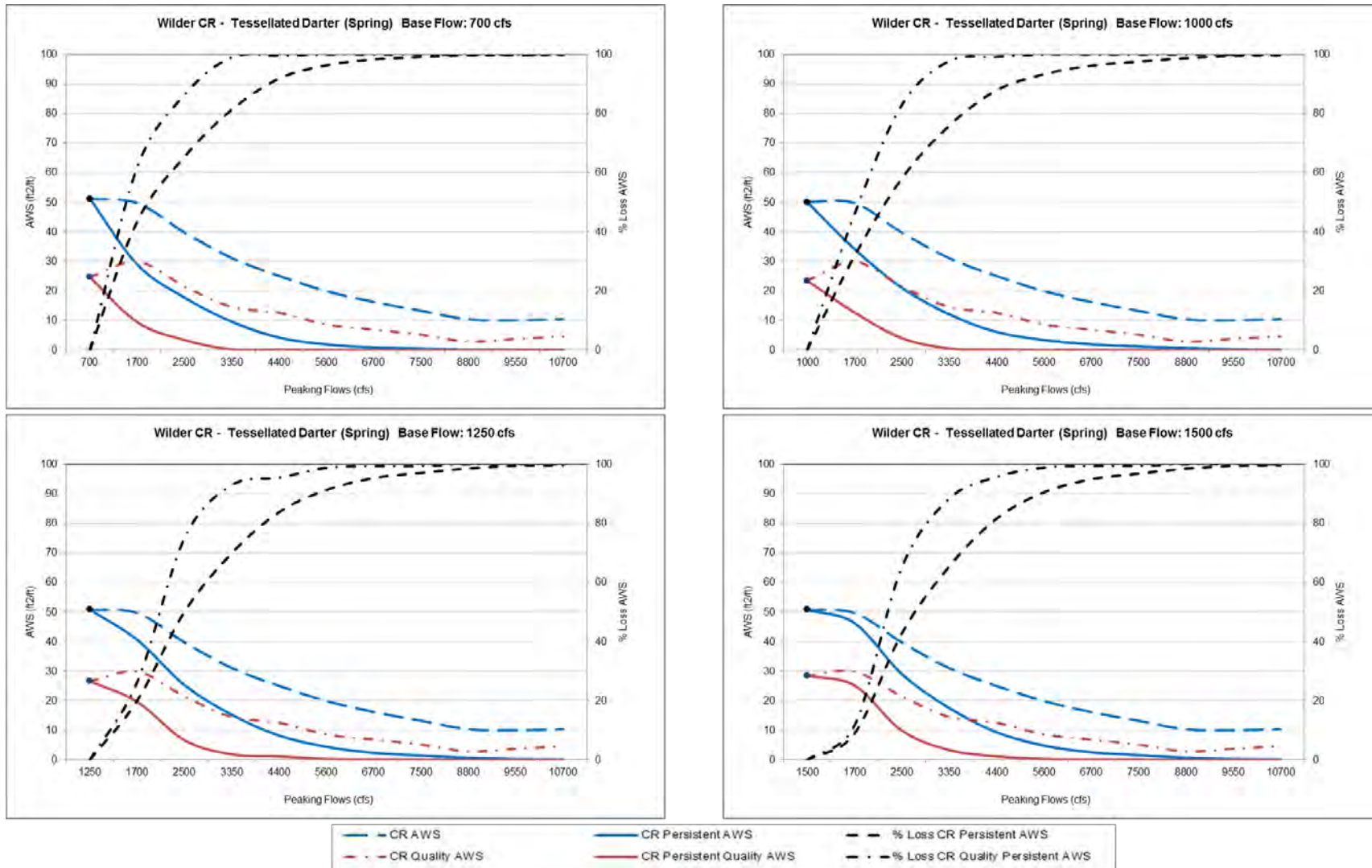


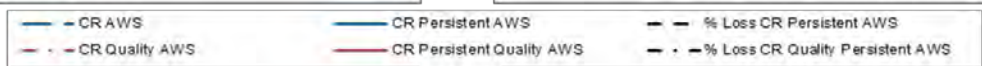
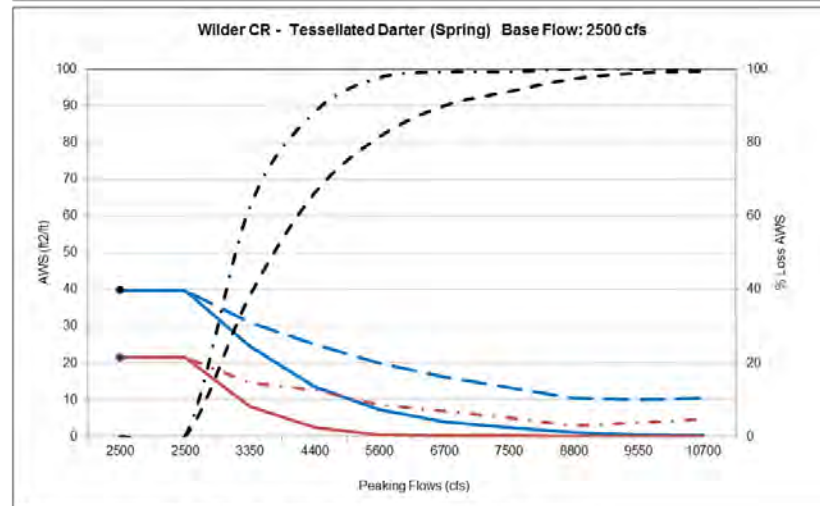
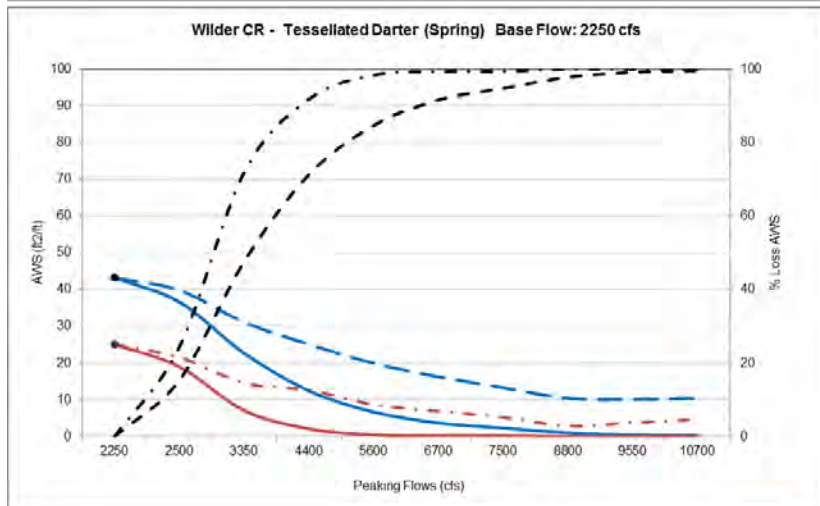
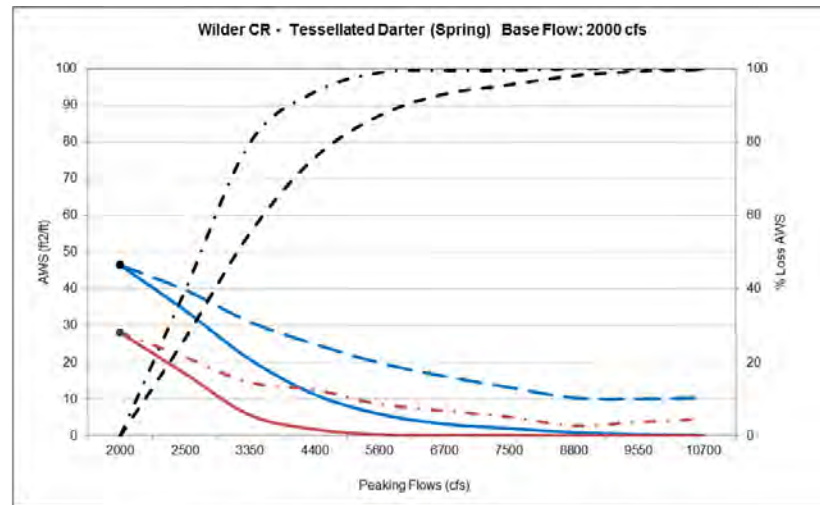
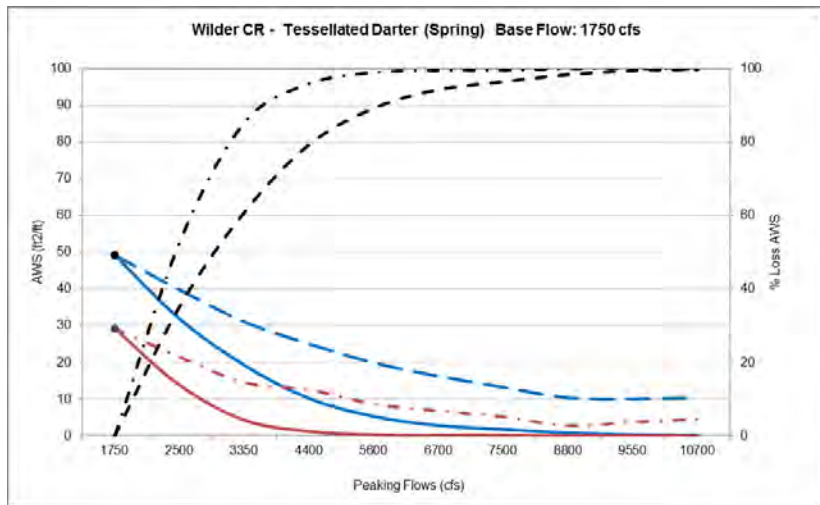


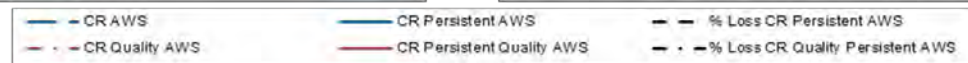
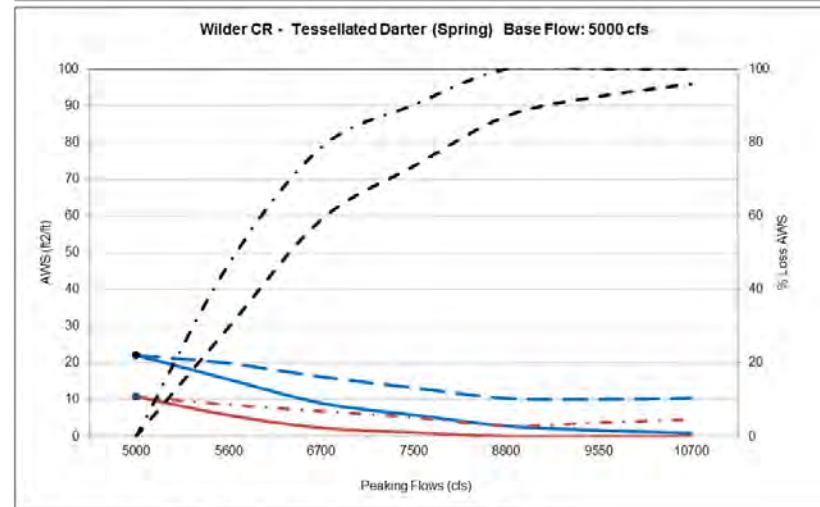
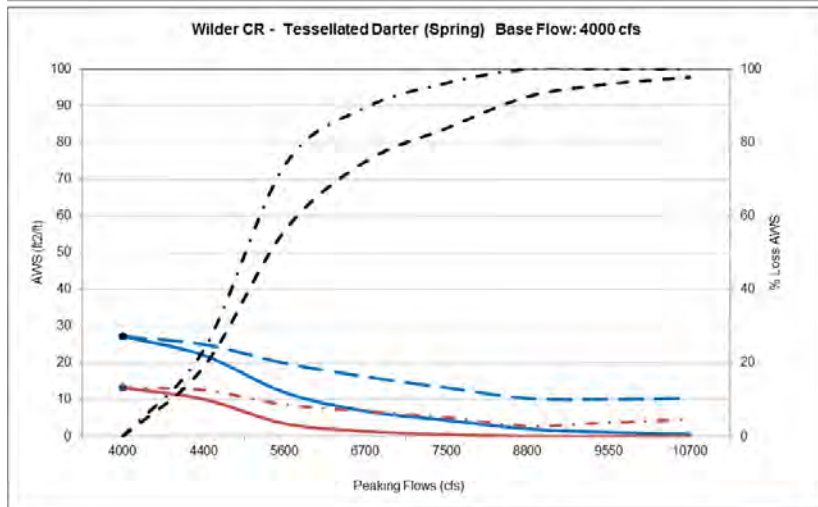
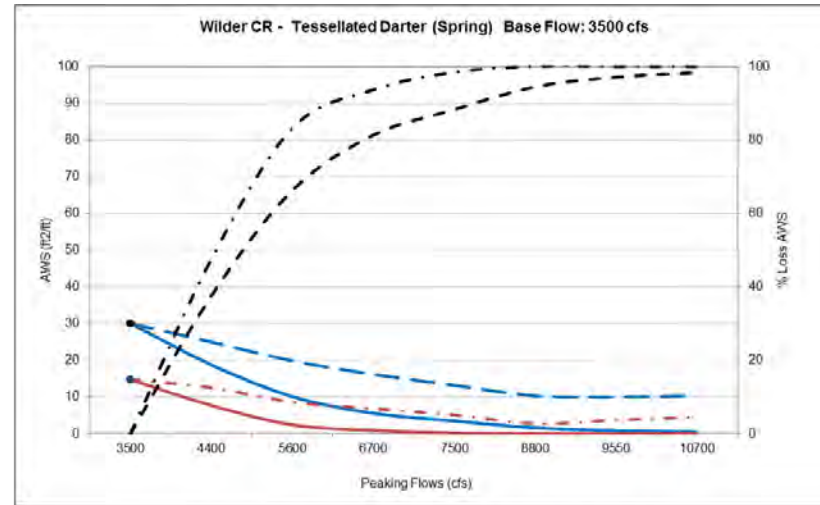
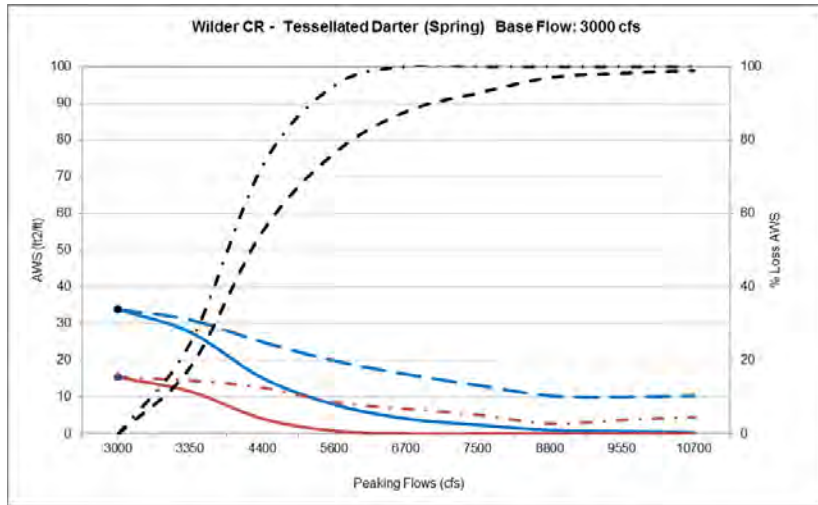




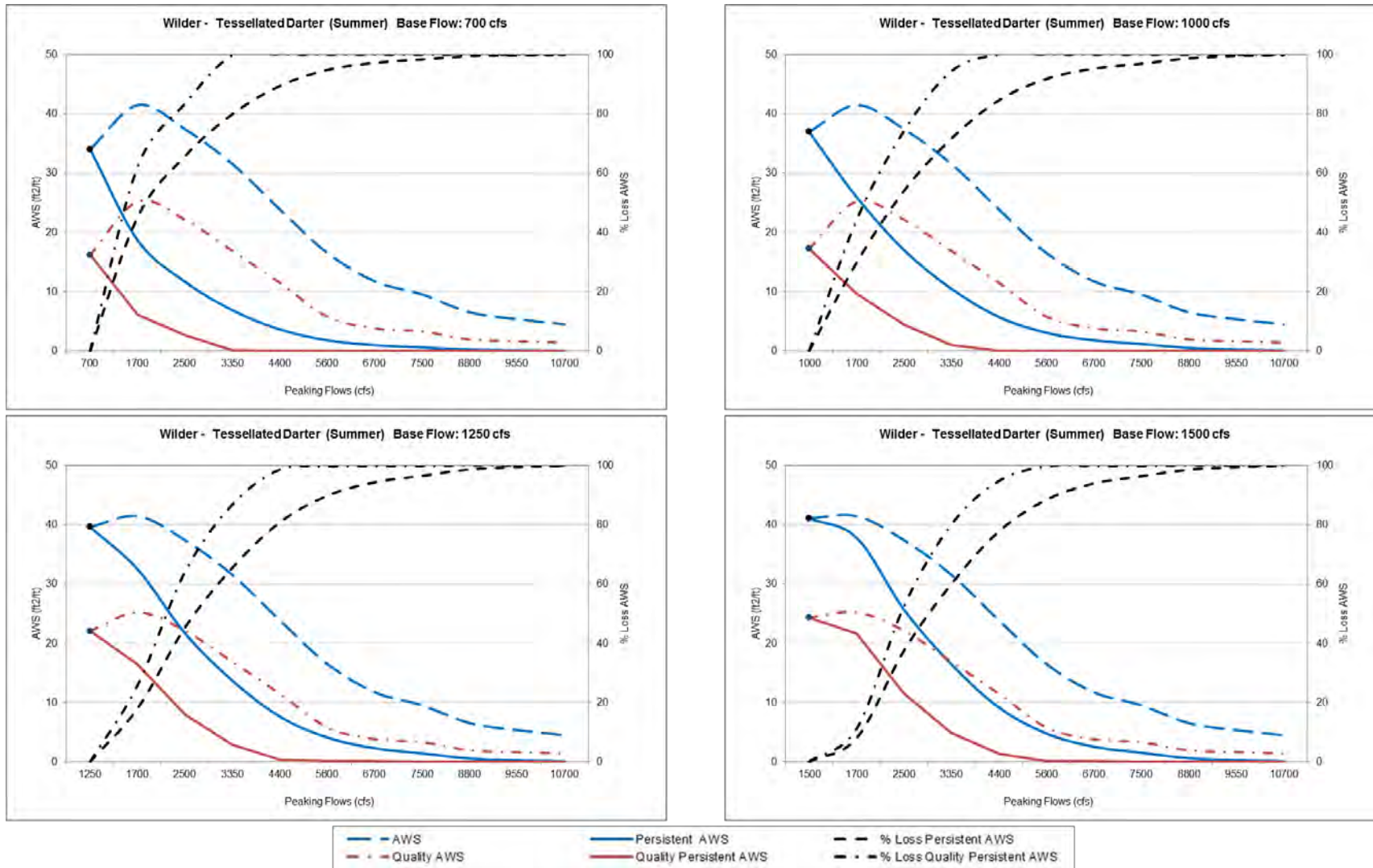
Wilder CR Tessellated Darter persistent and persistent quality habitat (Spring).



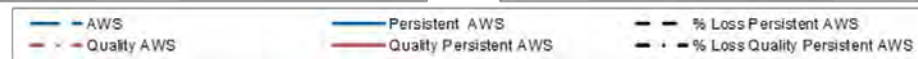
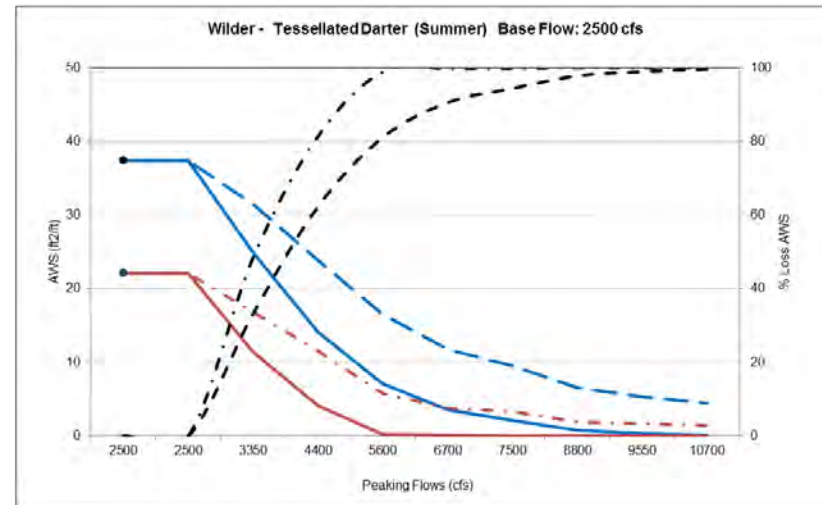
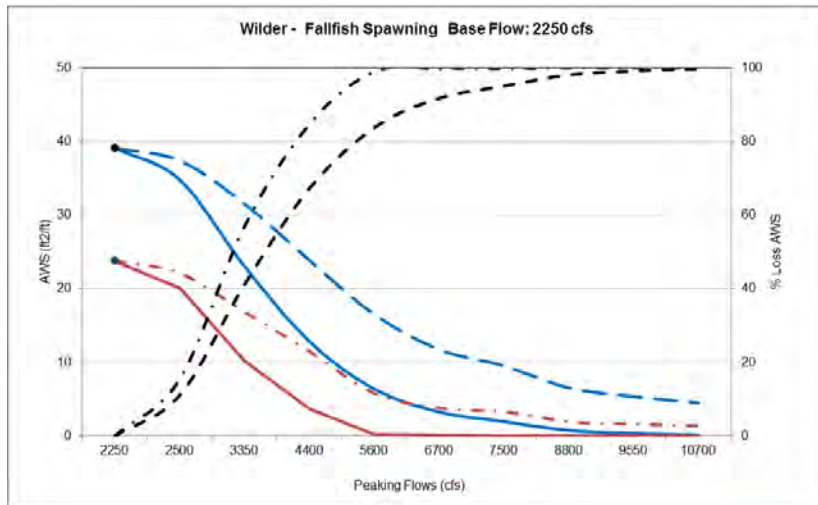
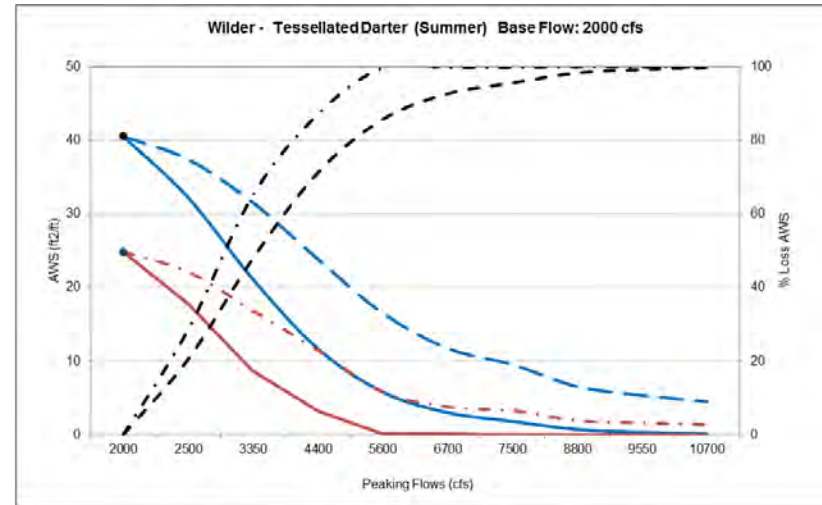
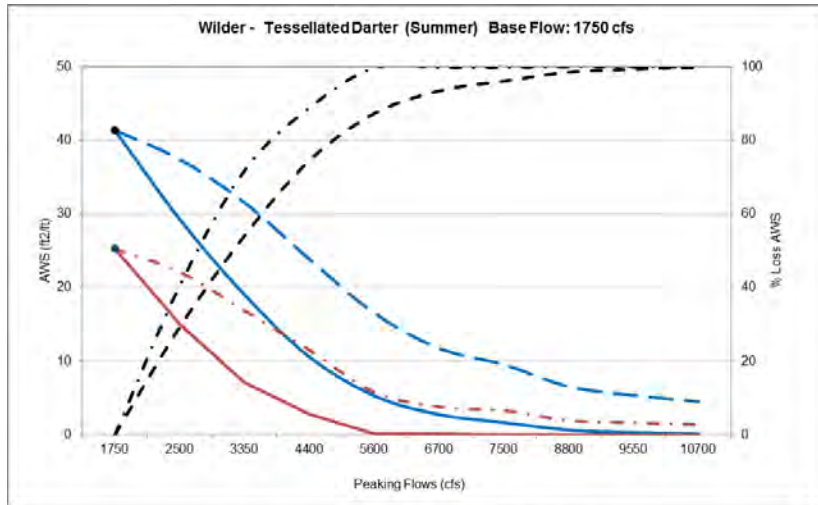




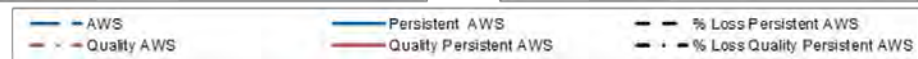
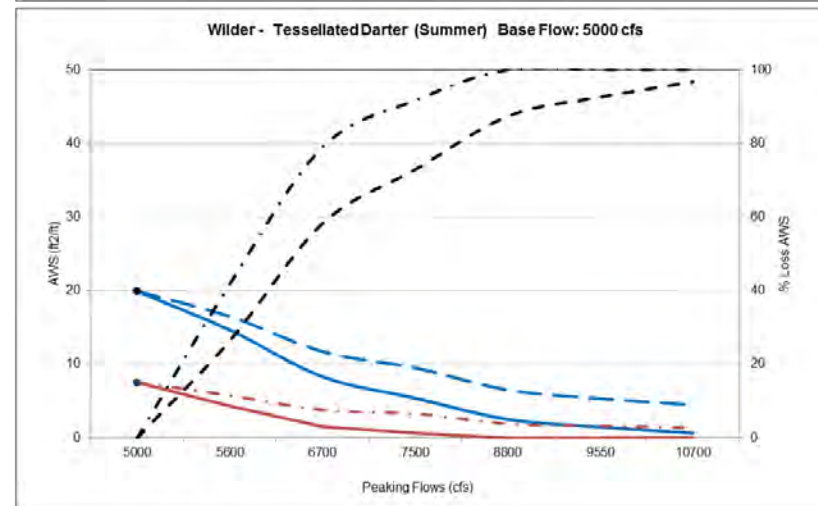
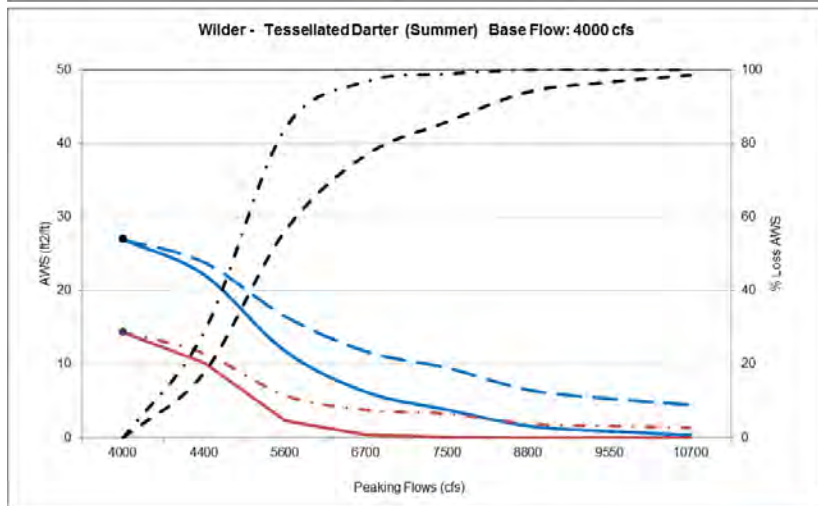
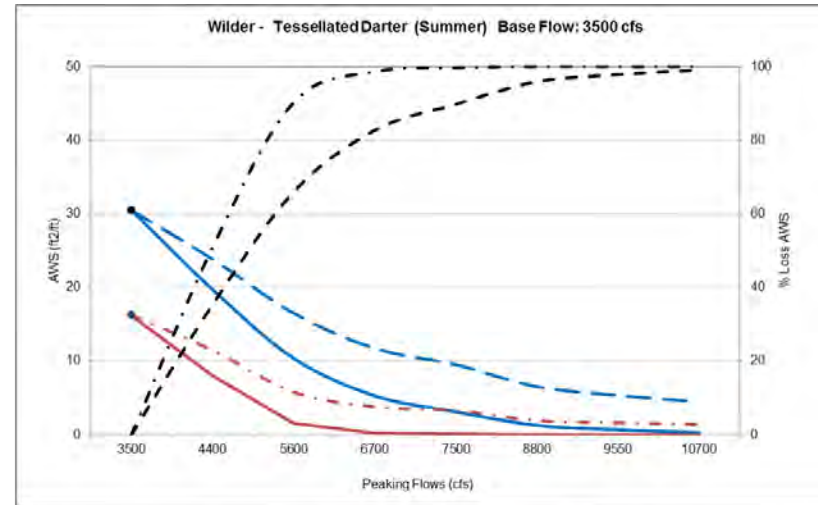
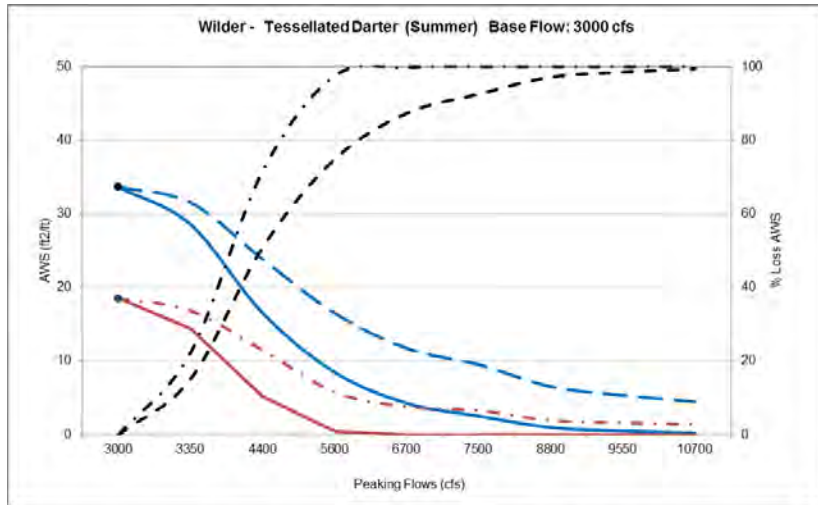
Wilder Tessellated Darter persistent and persistent quality habitat (Summer).



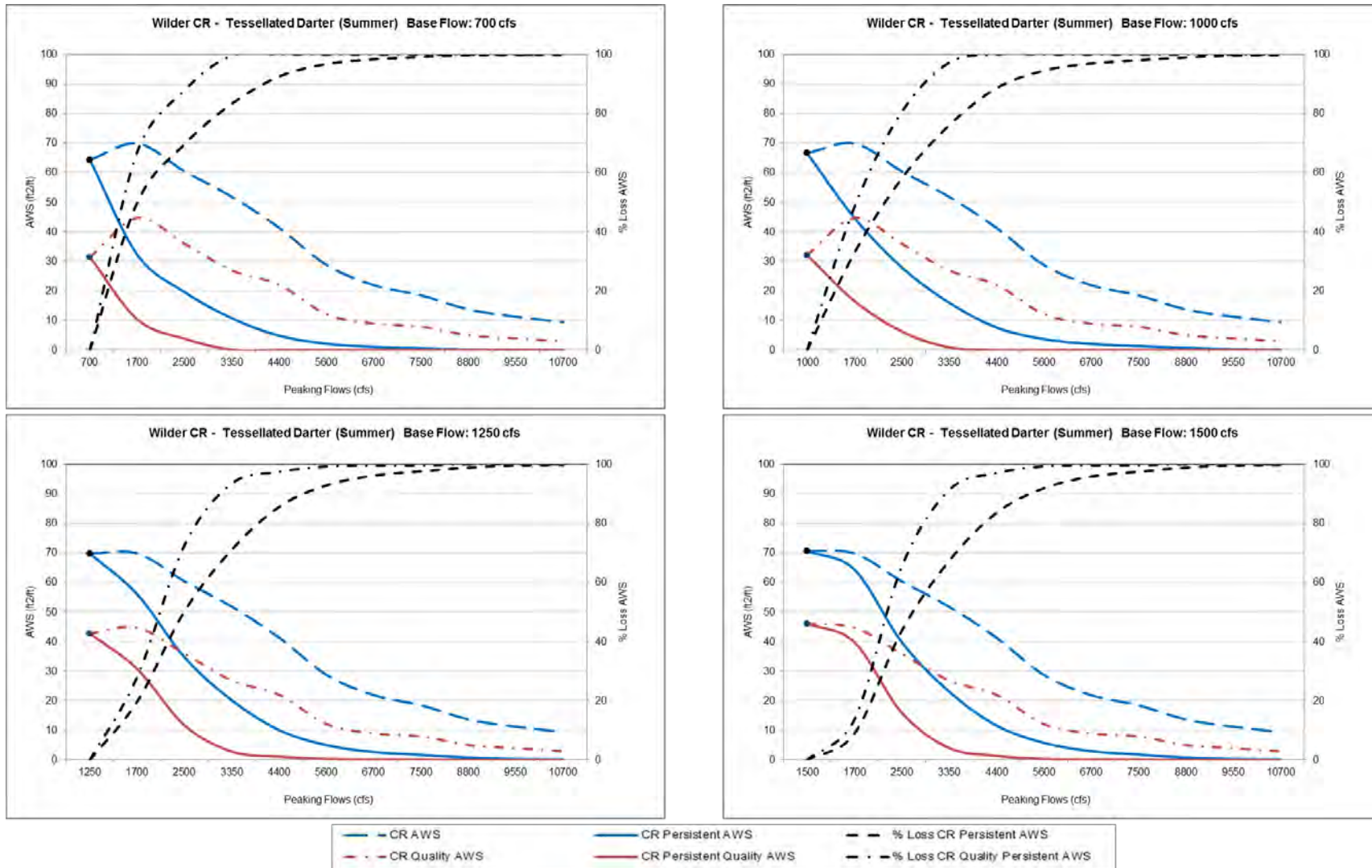


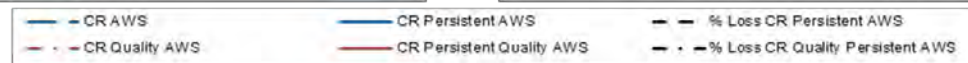
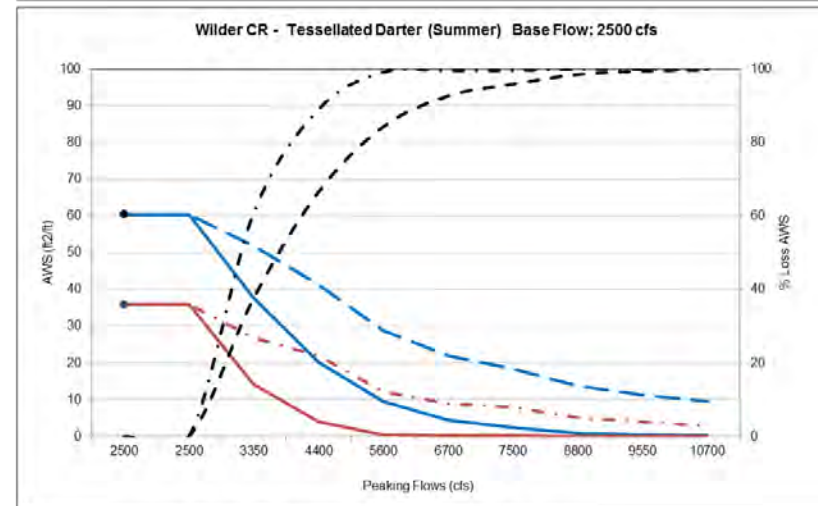
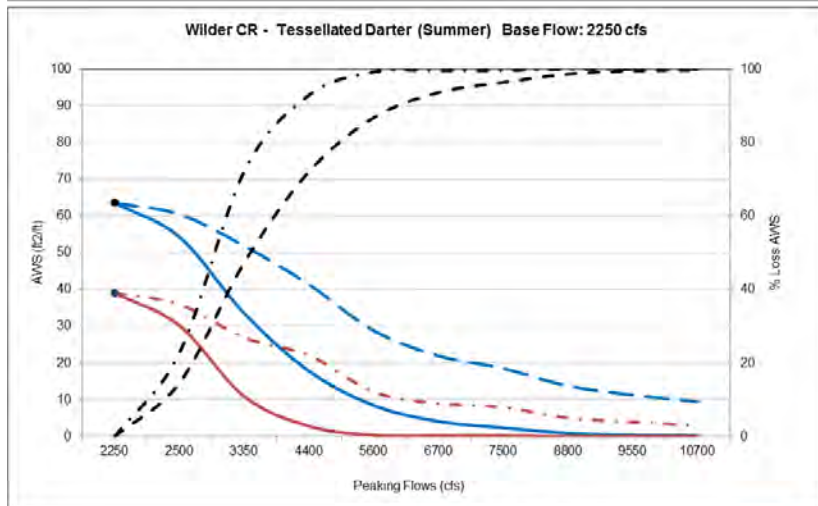
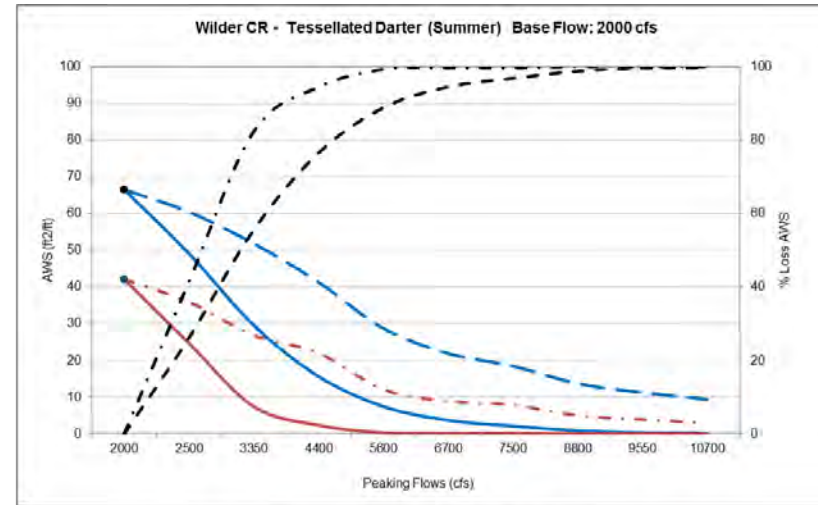
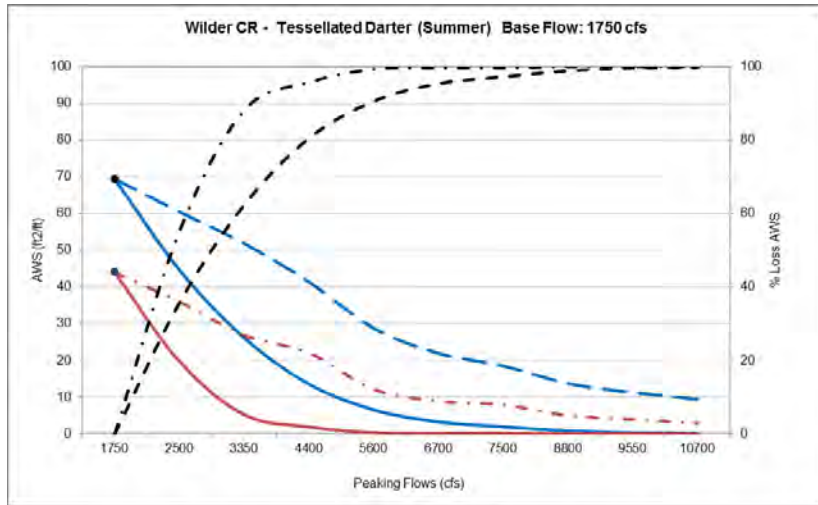


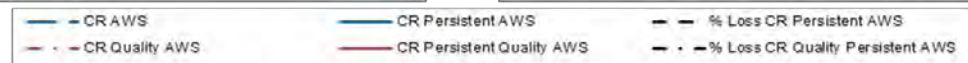
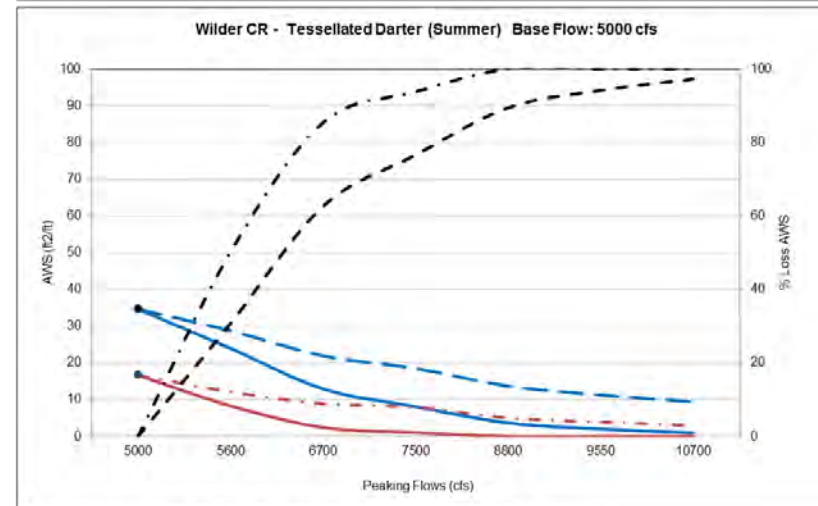
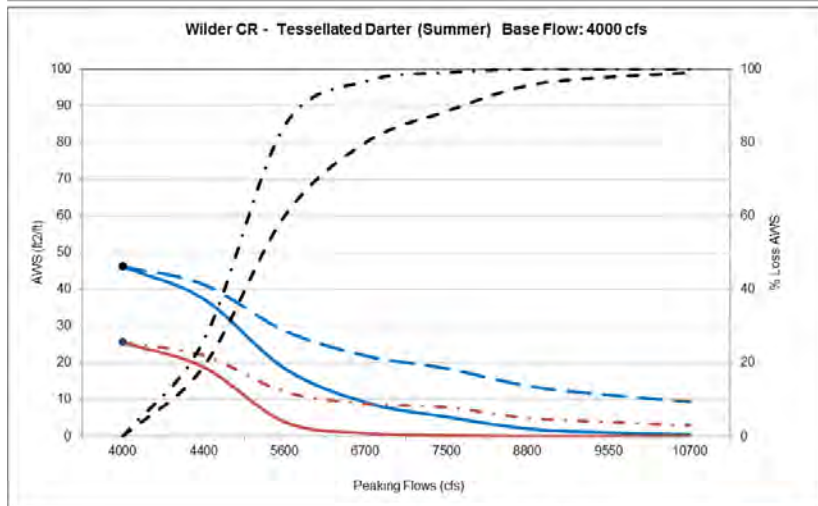
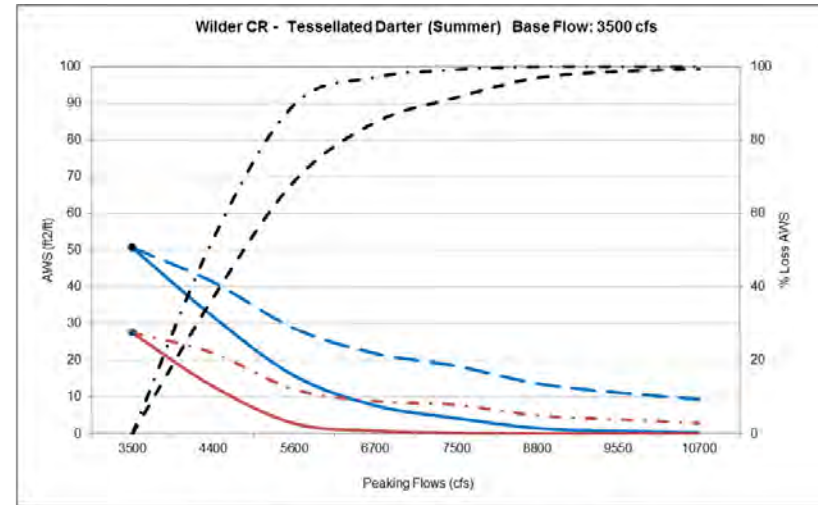
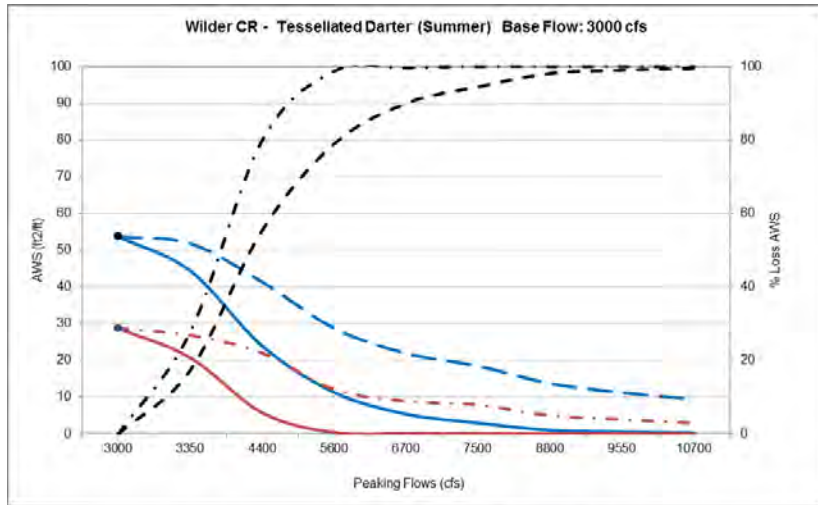




Wilder CR Tessellated Darter persistent and persistent quality habitat (Summer).

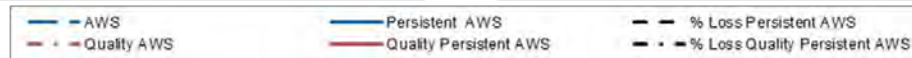
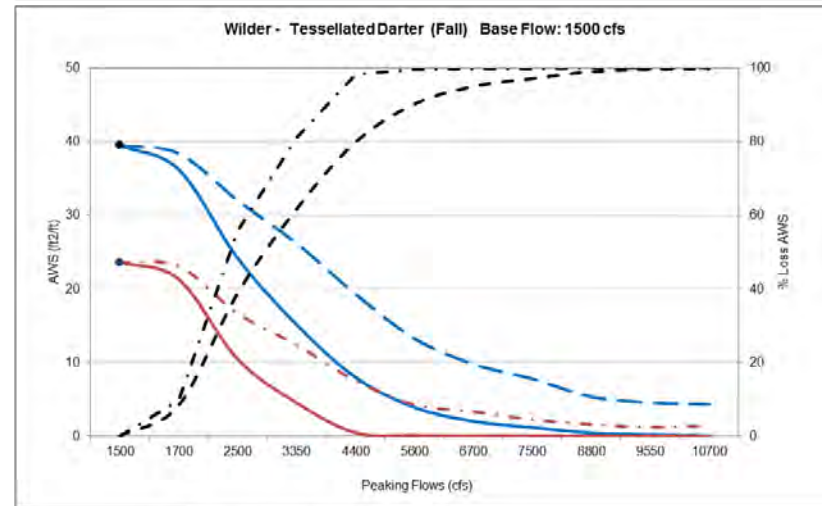
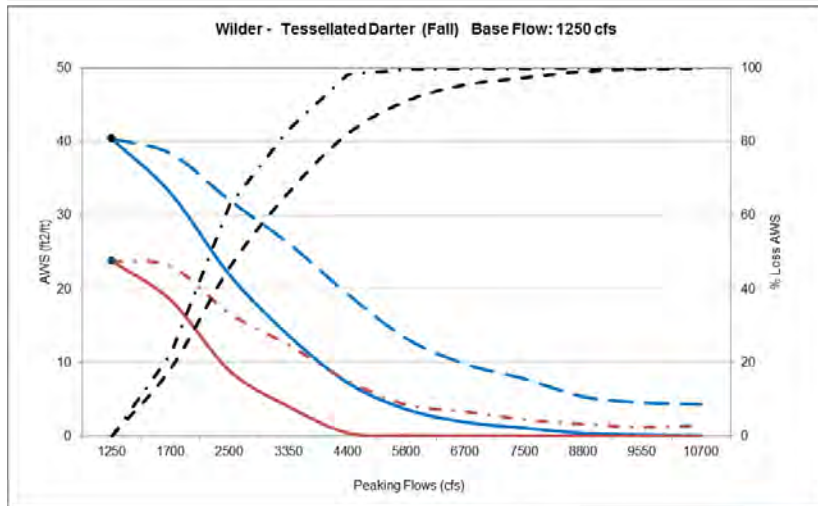
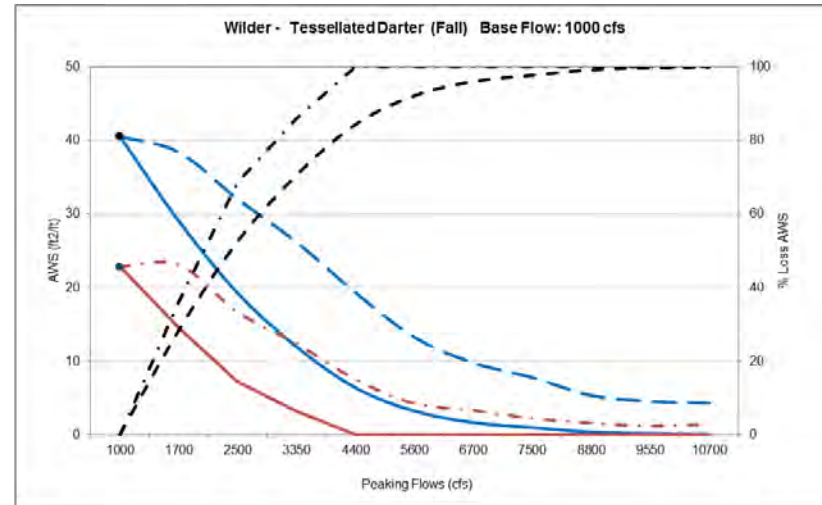
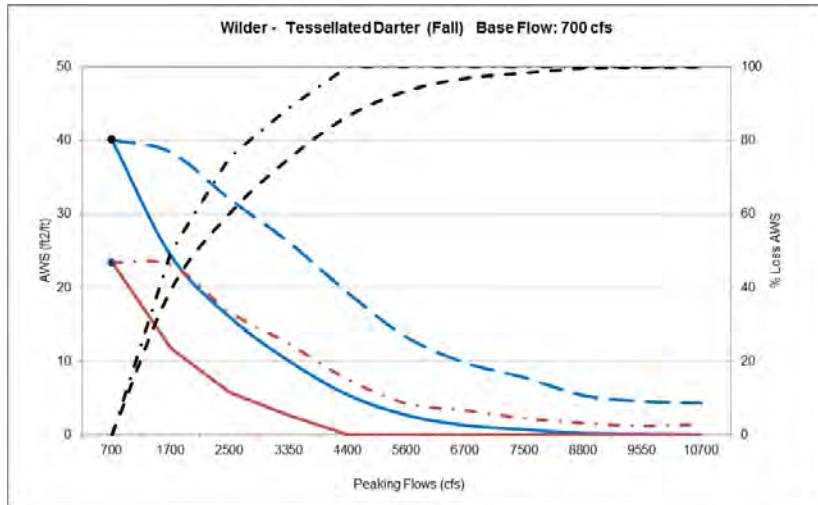




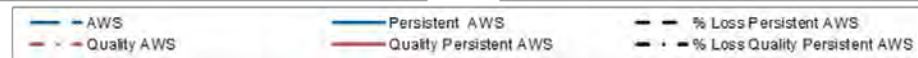
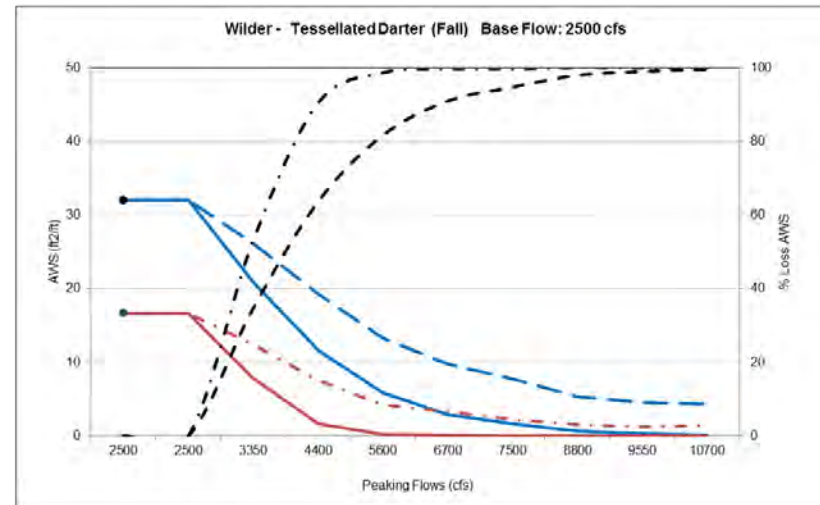
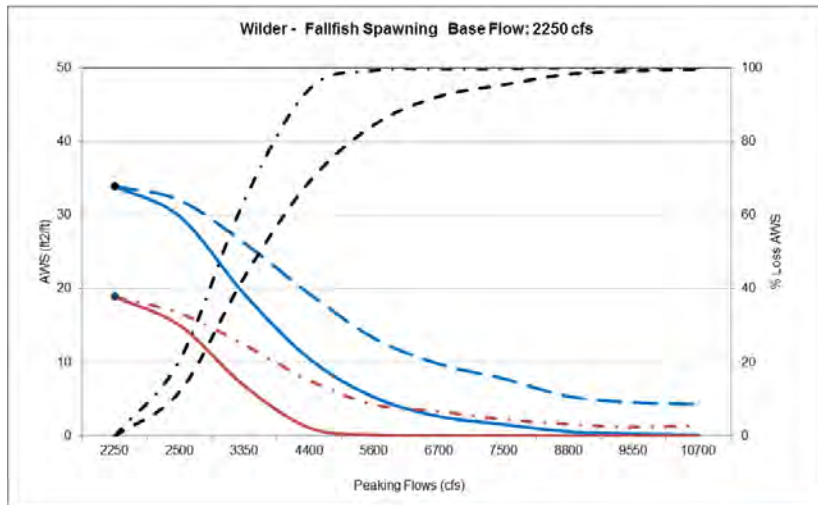
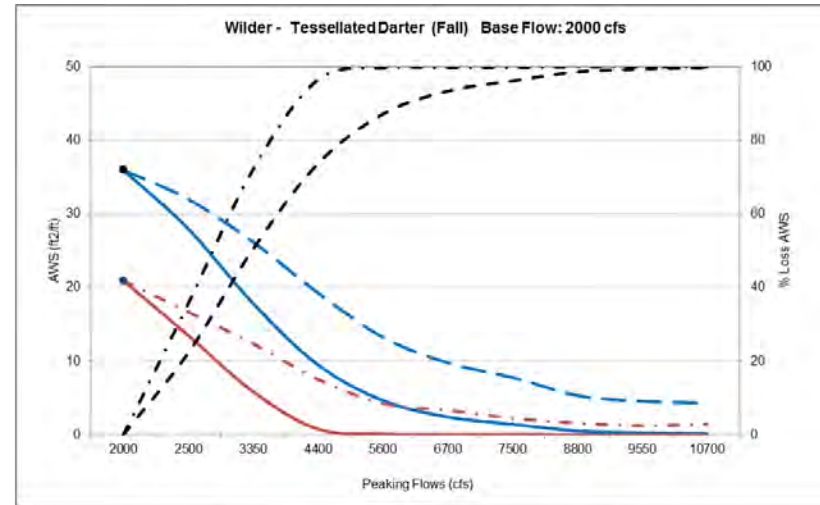
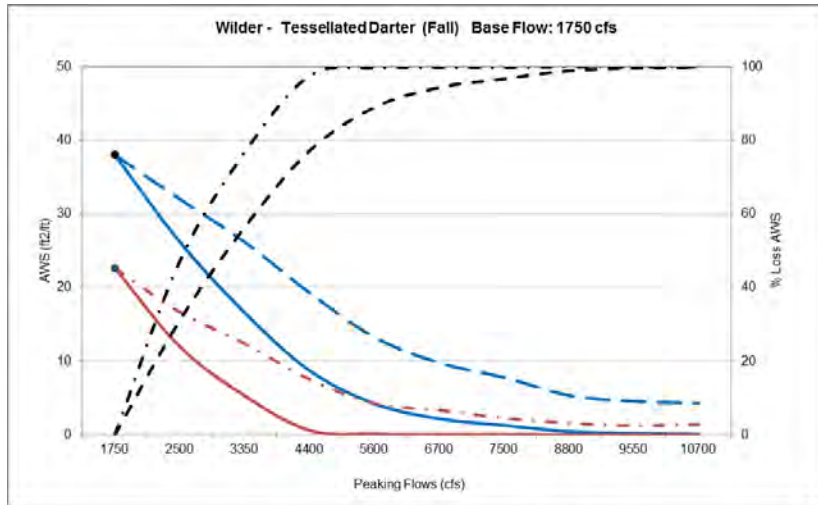


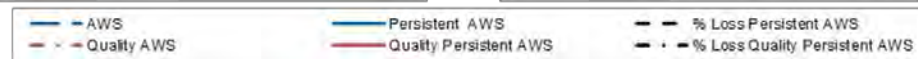
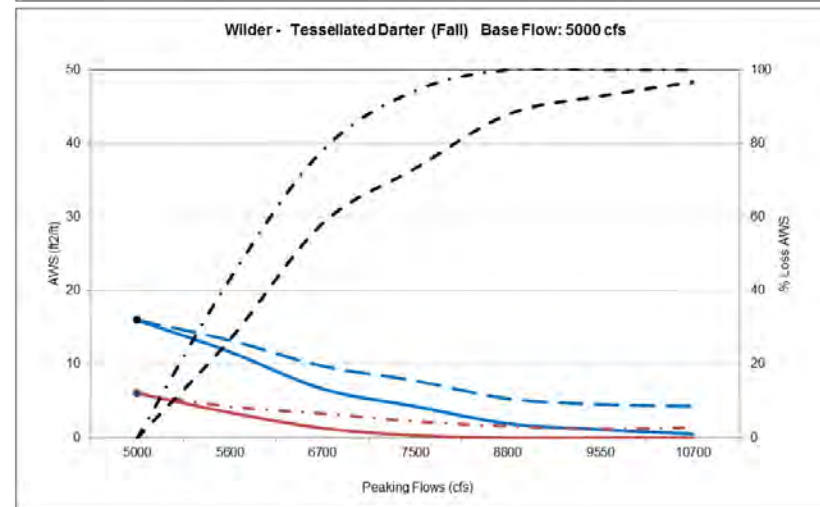
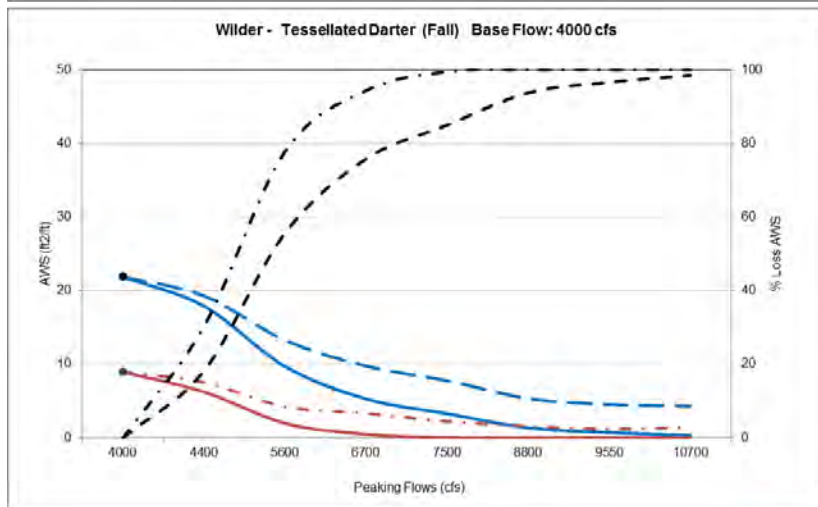
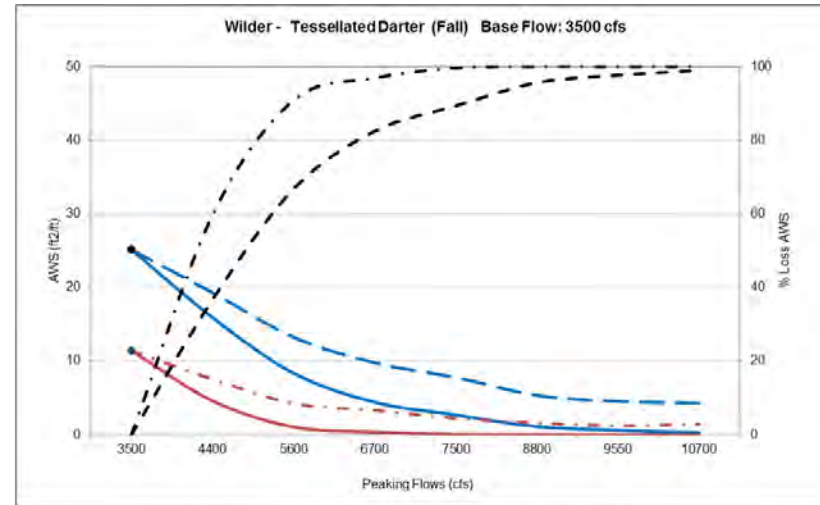
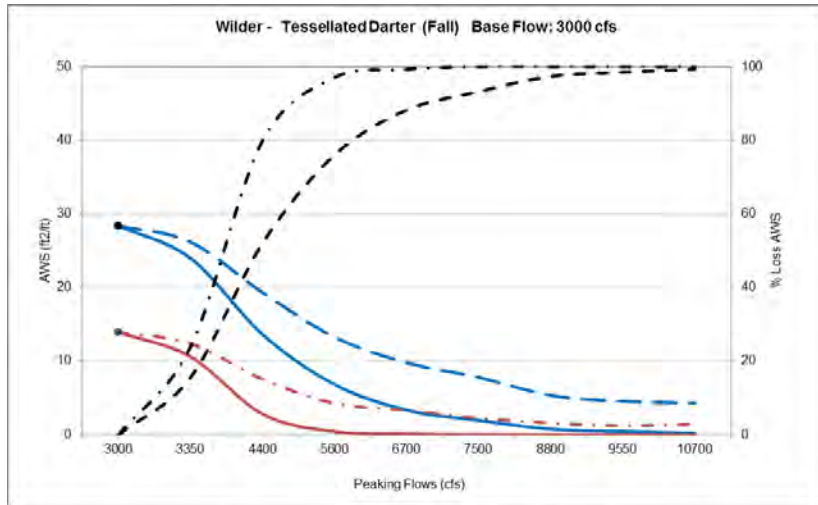


Wilder Tessellated Darter persistent and persistent quality habitat (Fall).

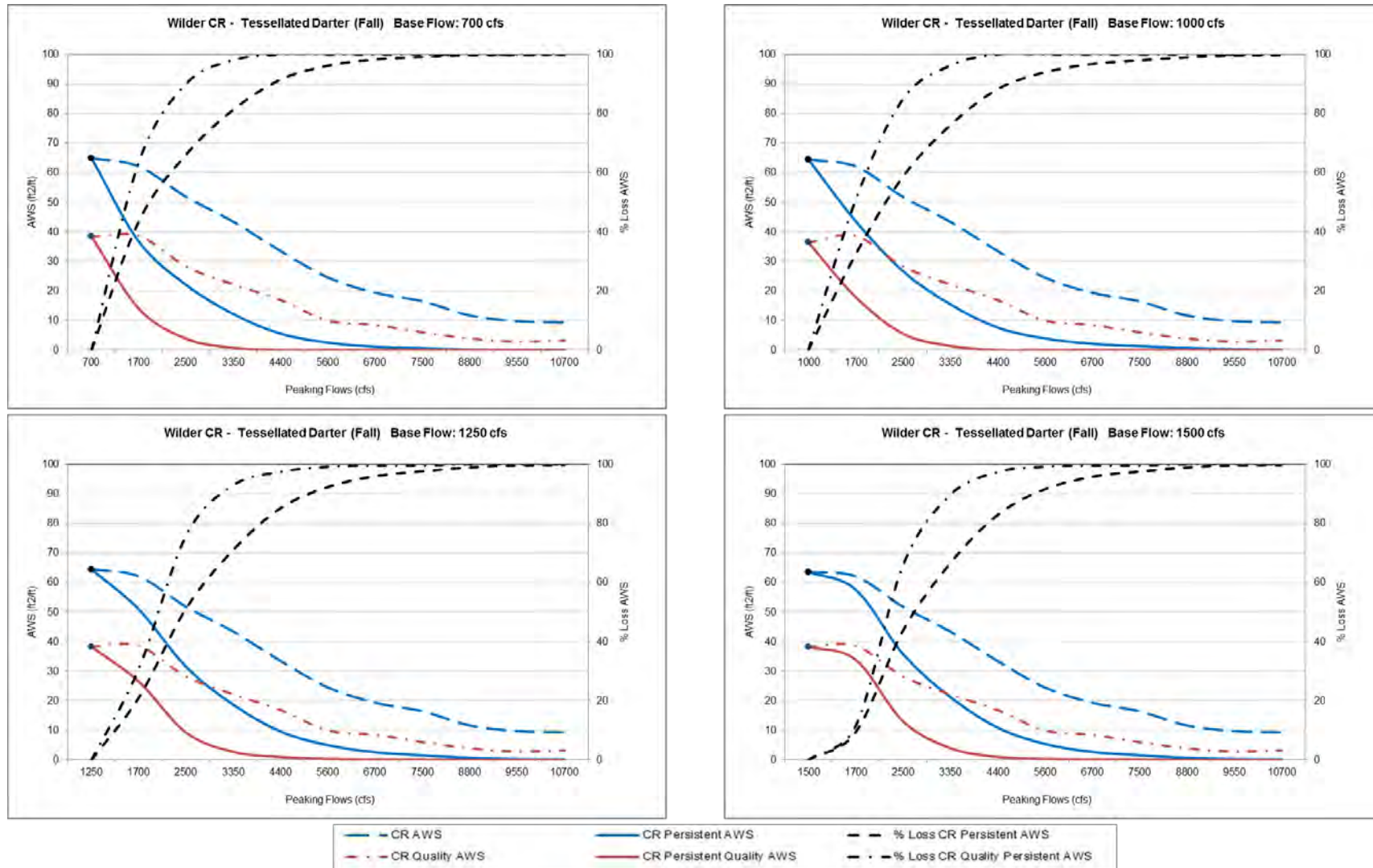


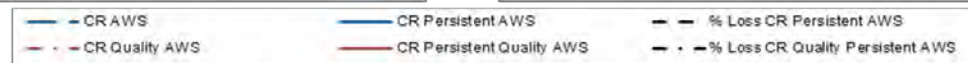
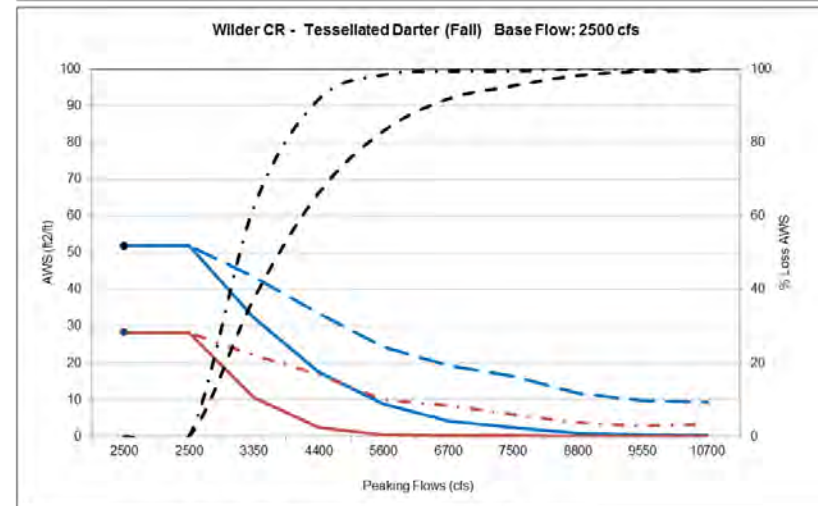
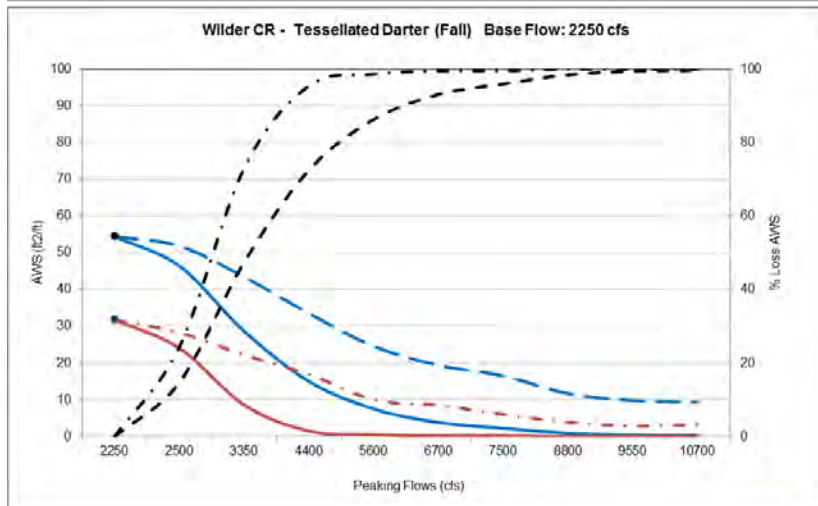
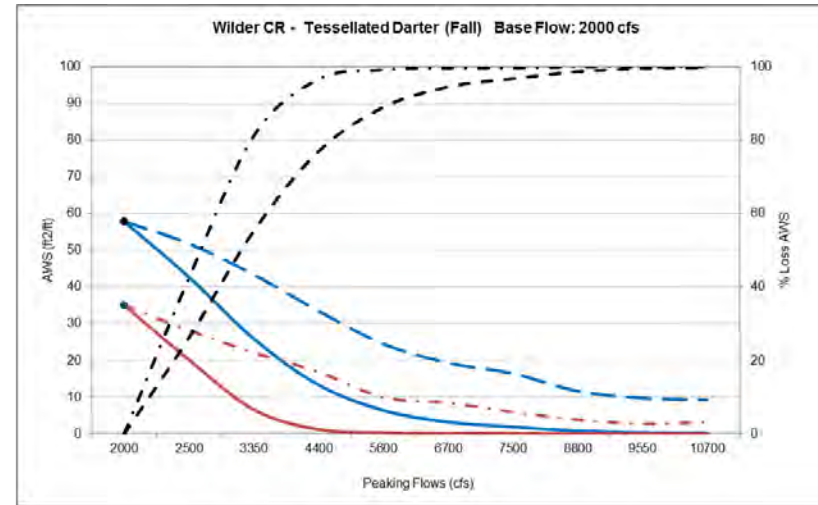
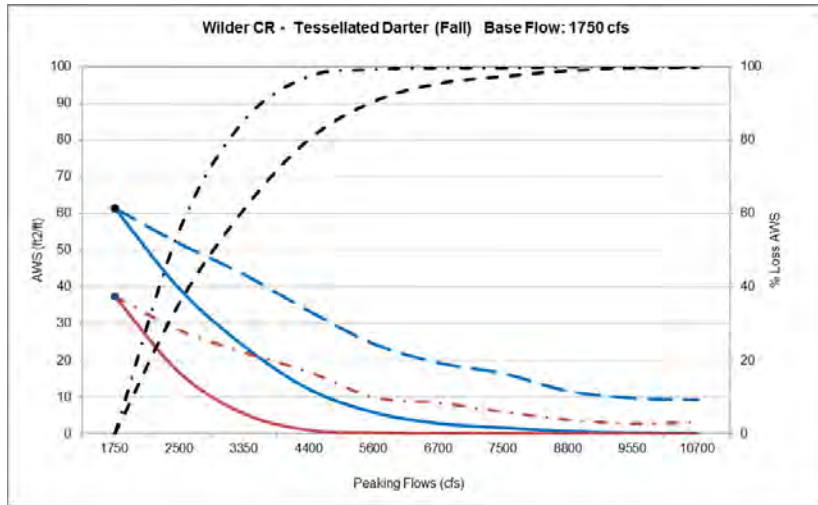




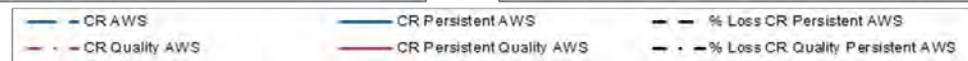
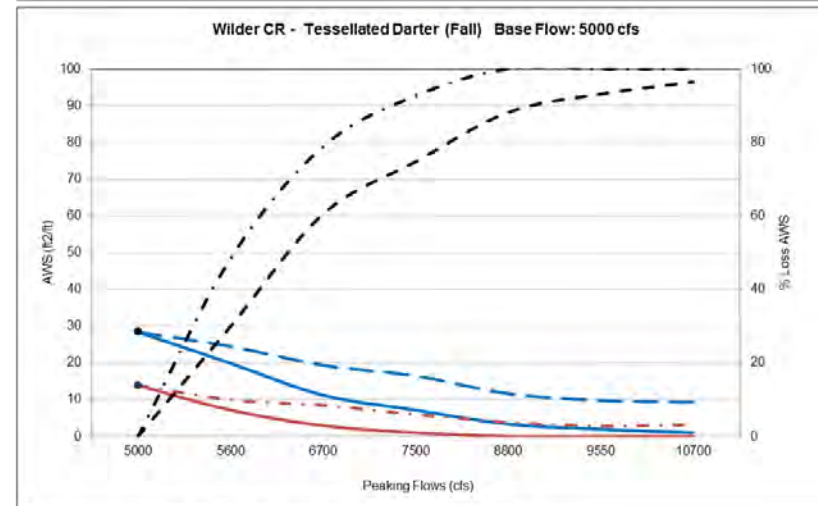
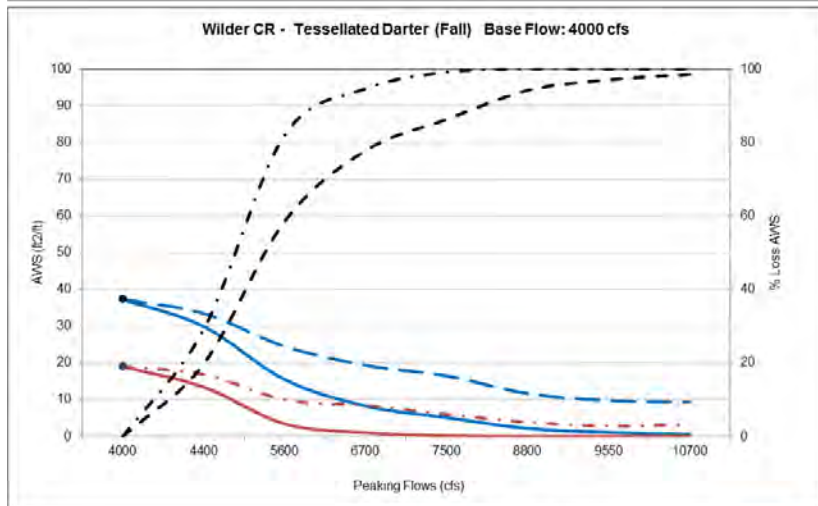
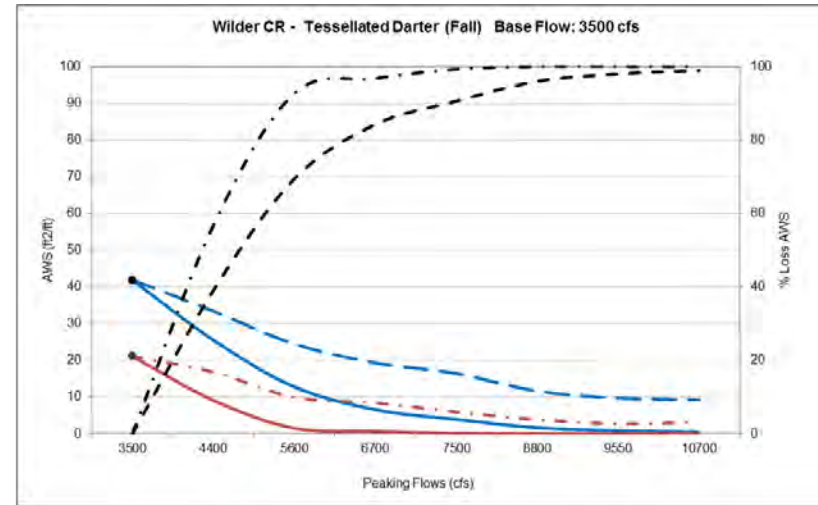
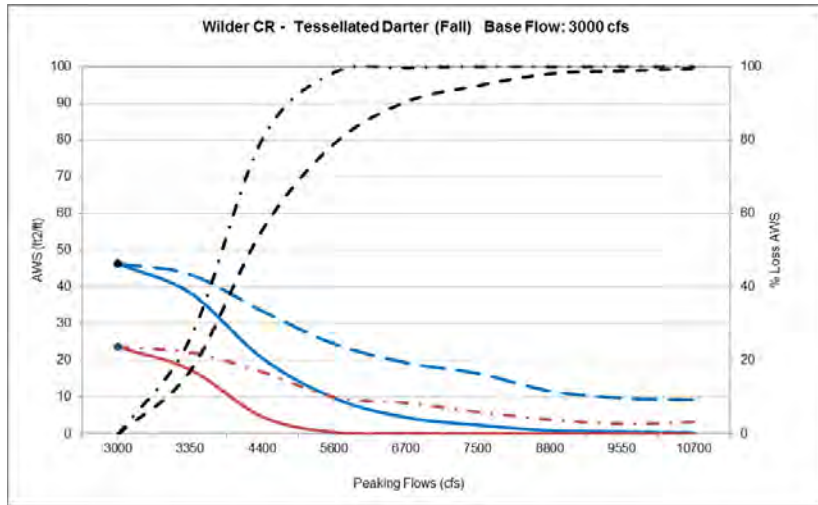


Wilder CR Tessellated Darter persistent and persistent quality habitat (Fall).



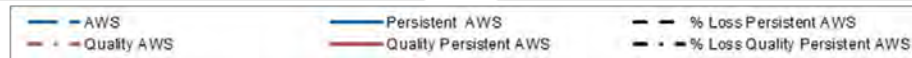
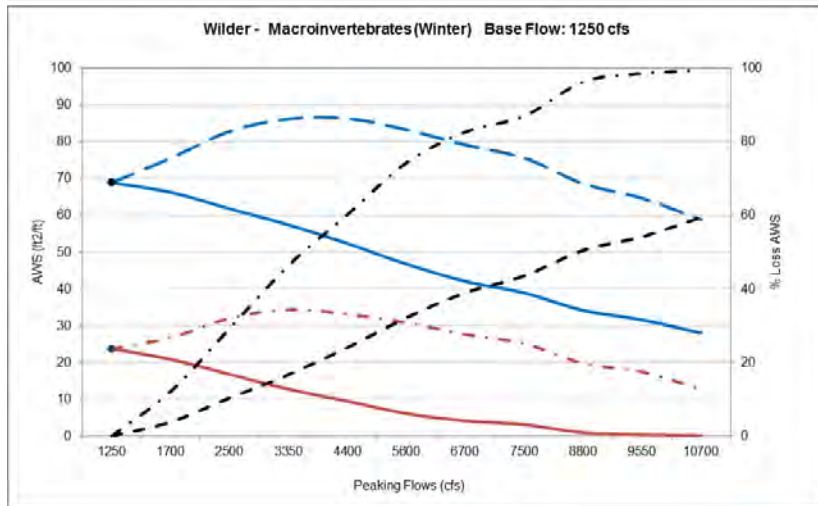
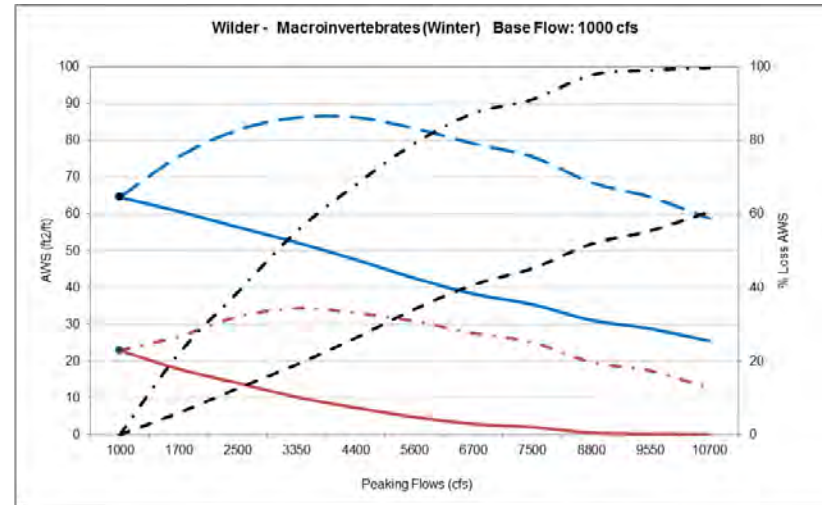
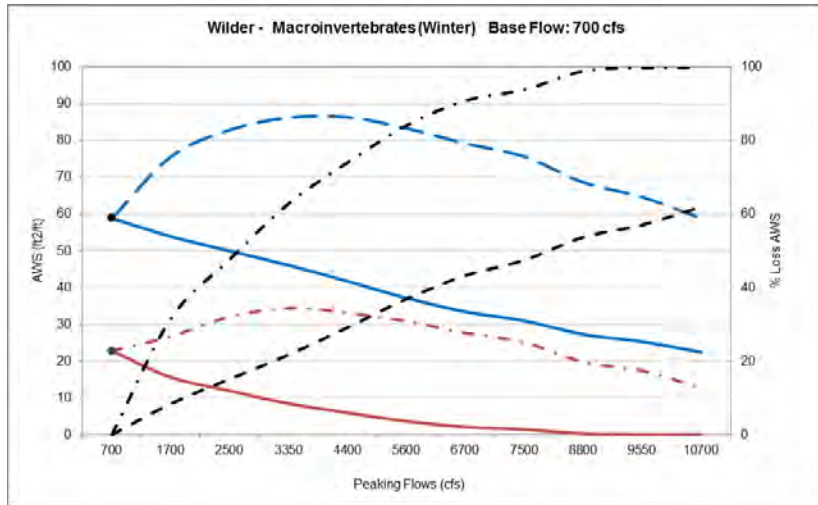


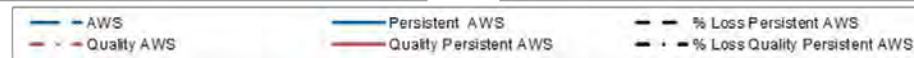
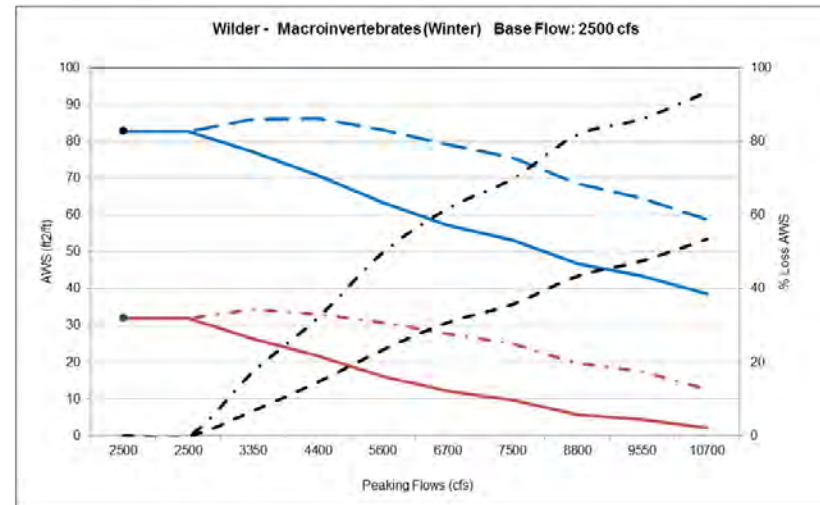
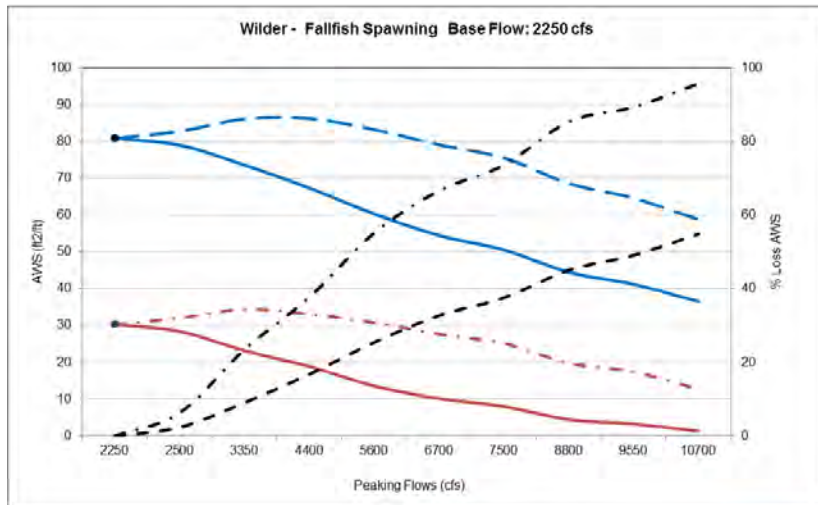
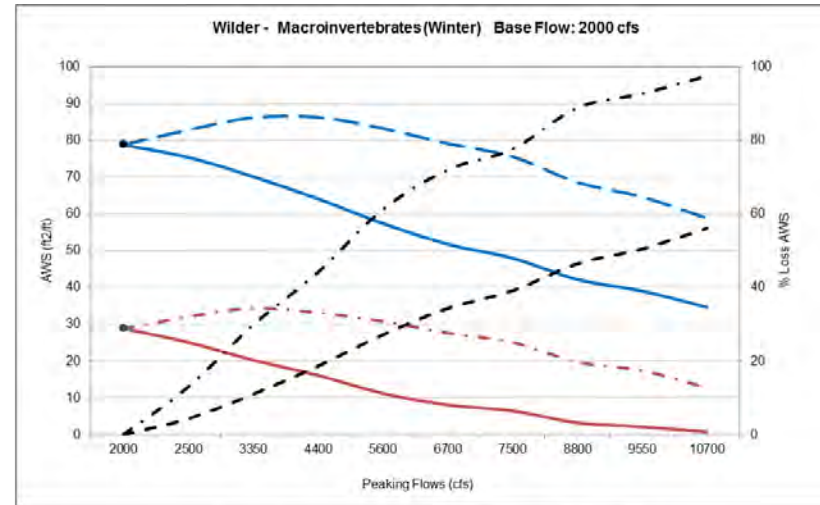
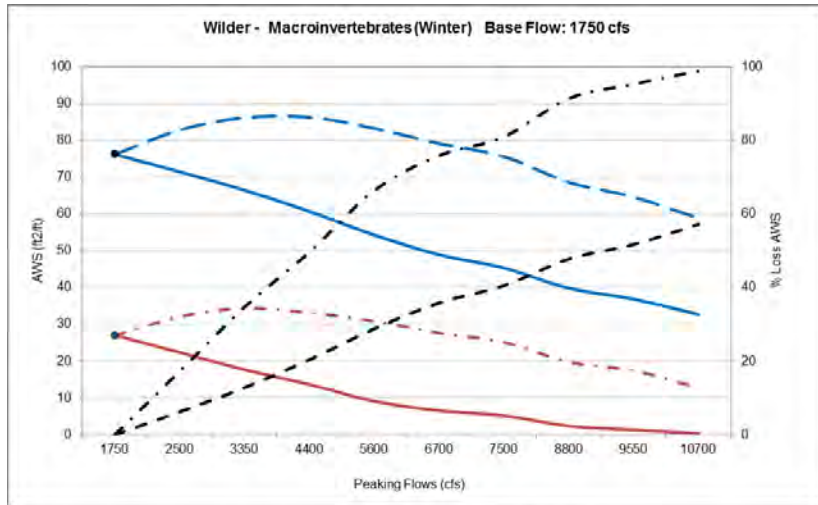


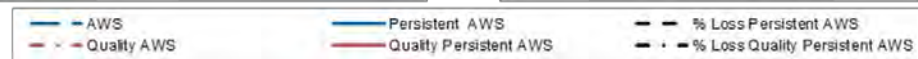
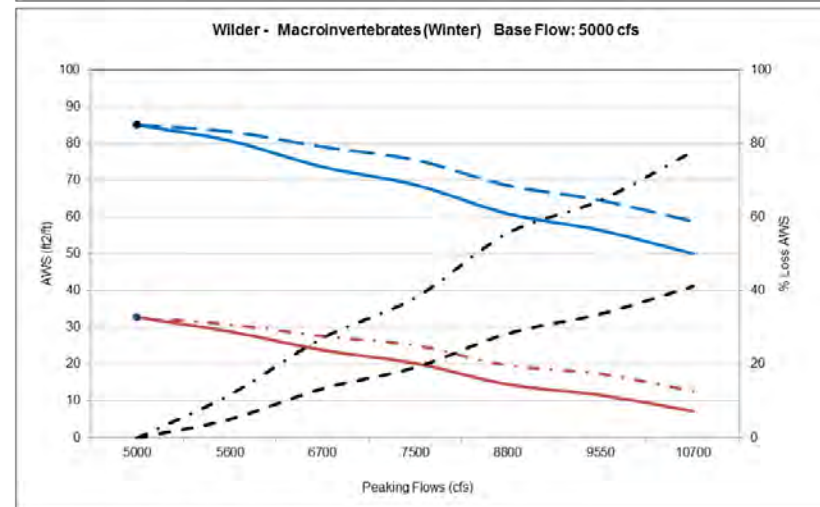
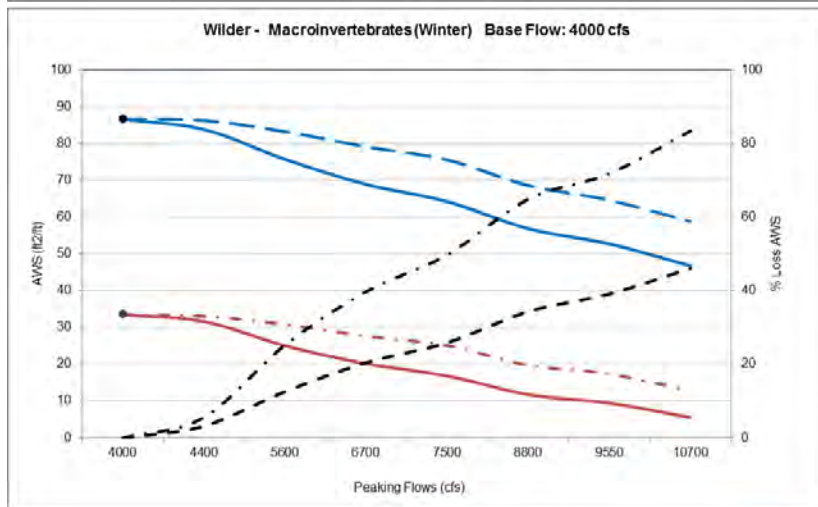
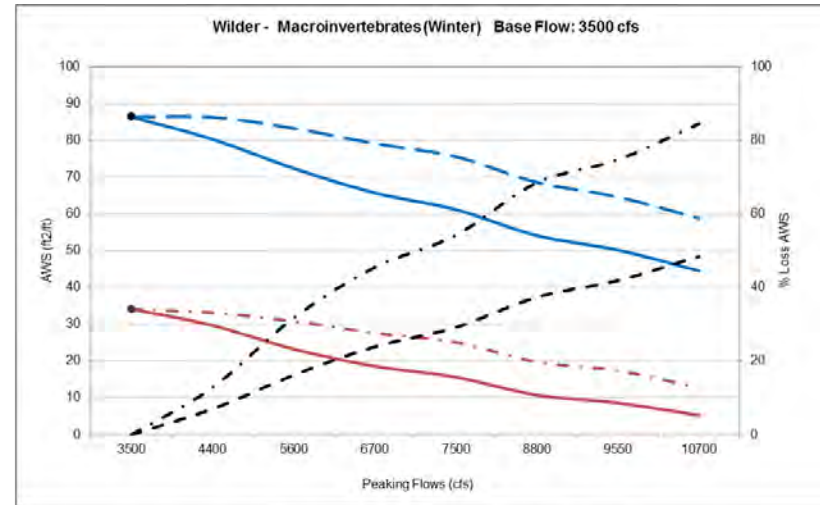
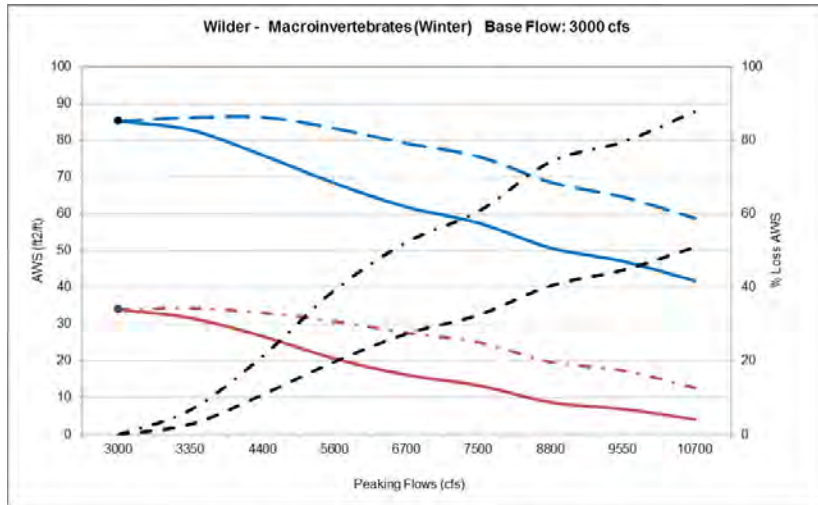




Wilder Macroinvertebrates persistent and persistent quality habitat (Winter).

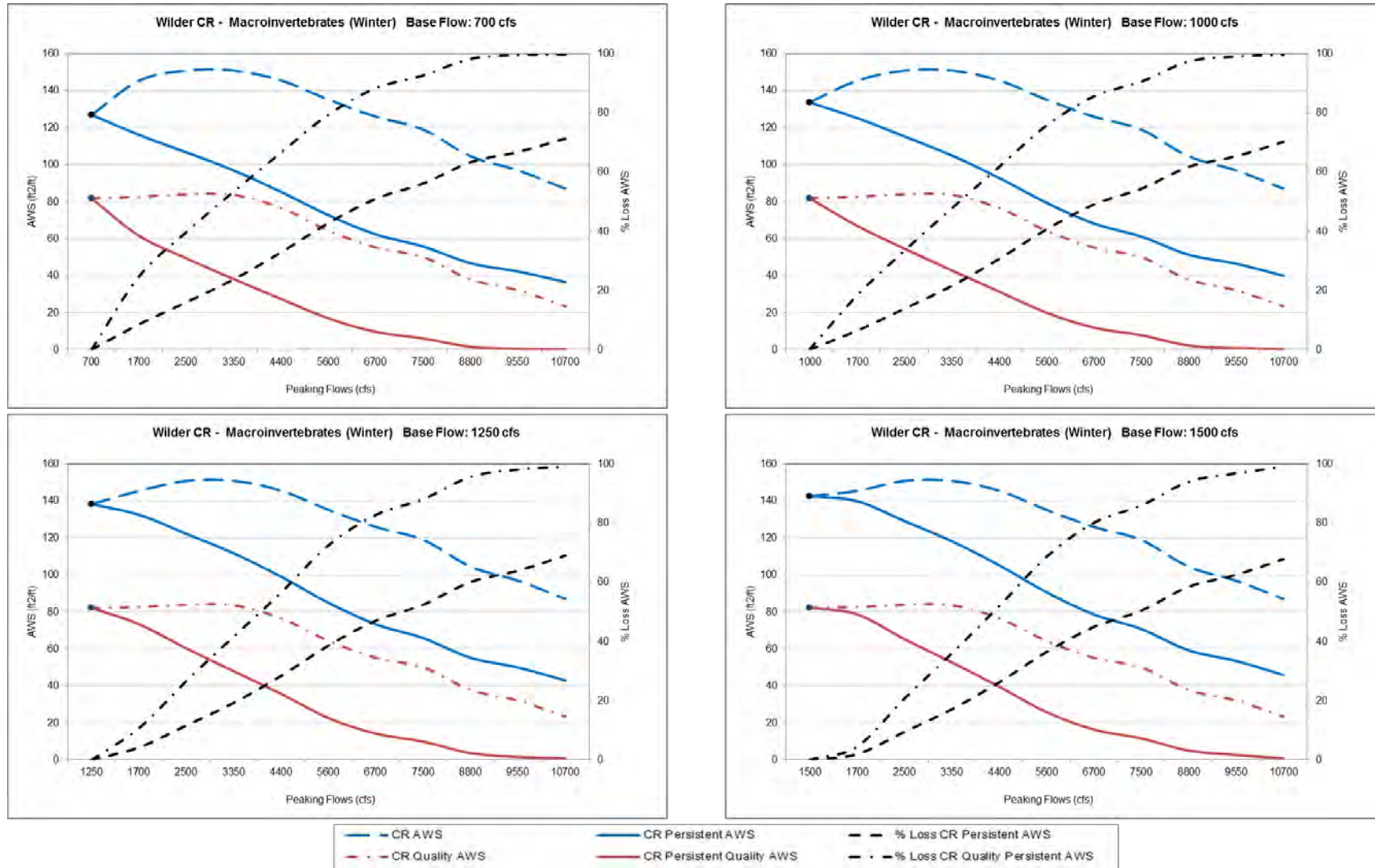


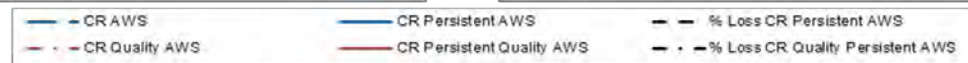
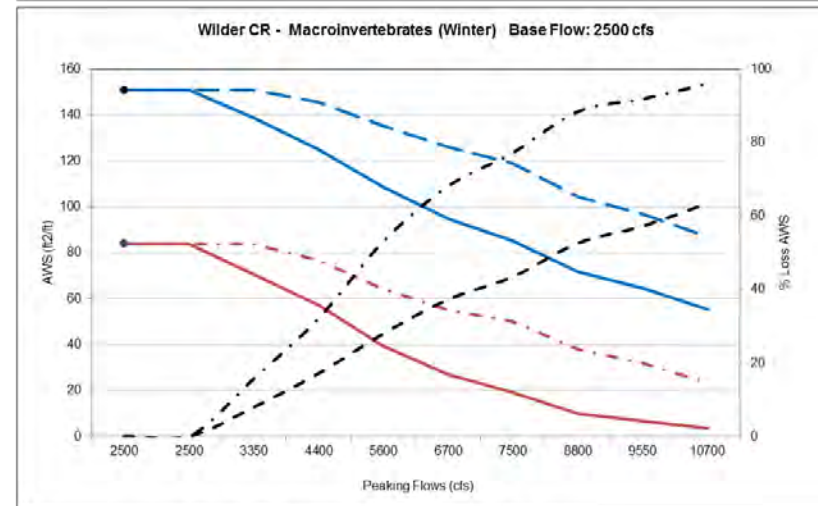
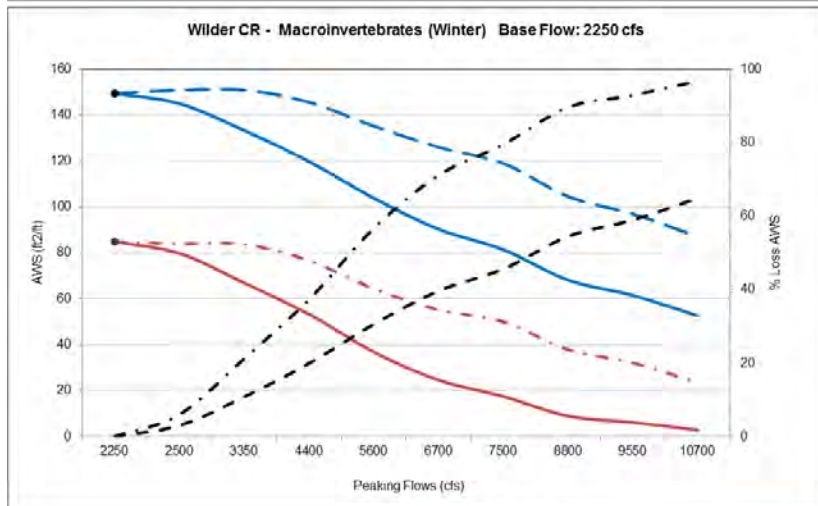
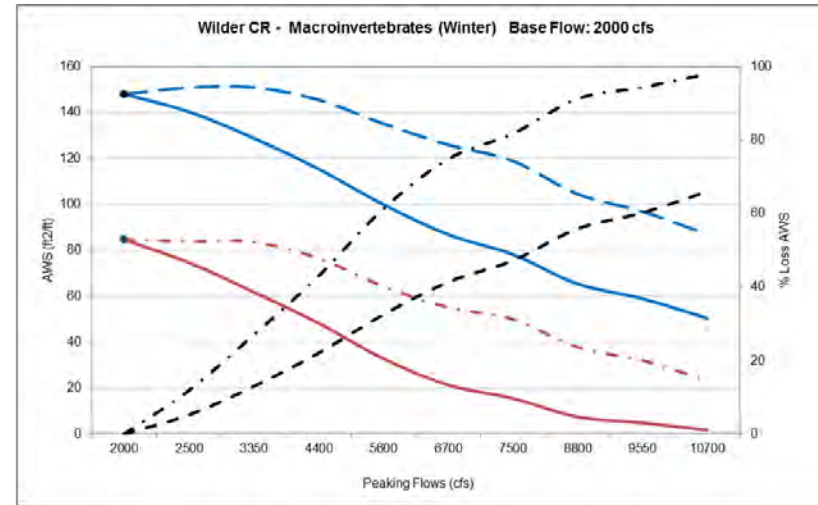
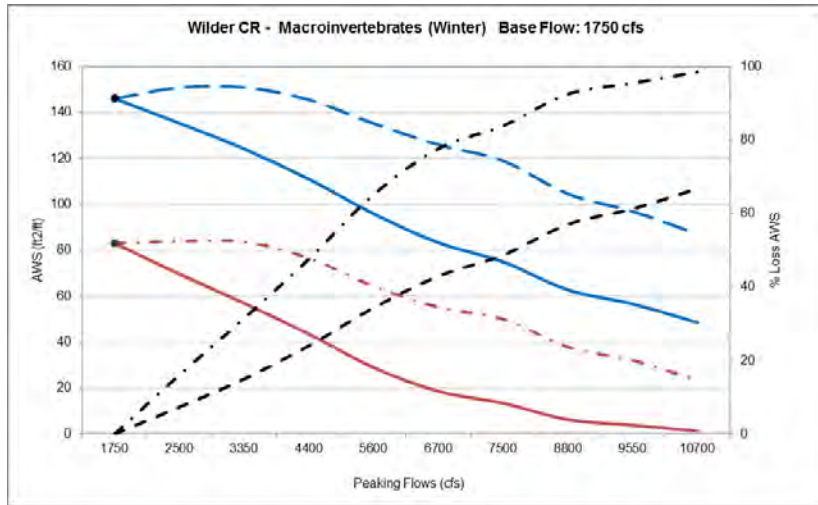




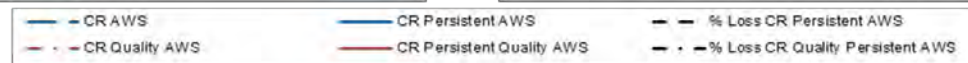
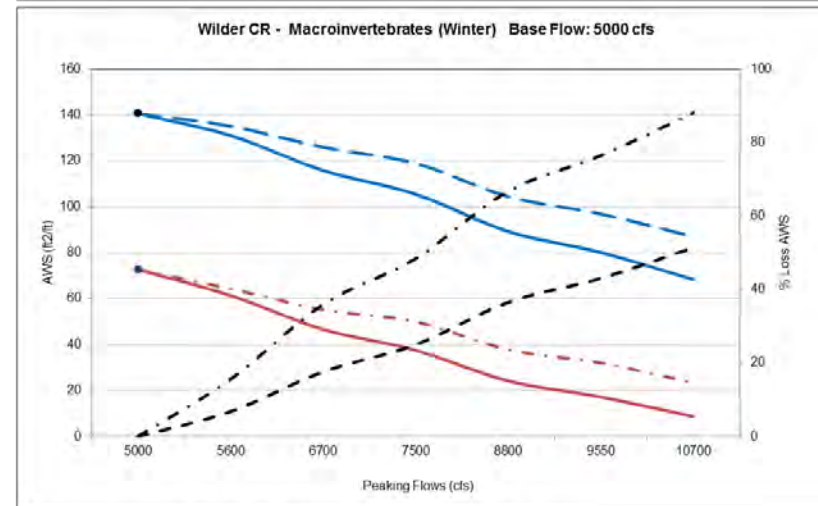
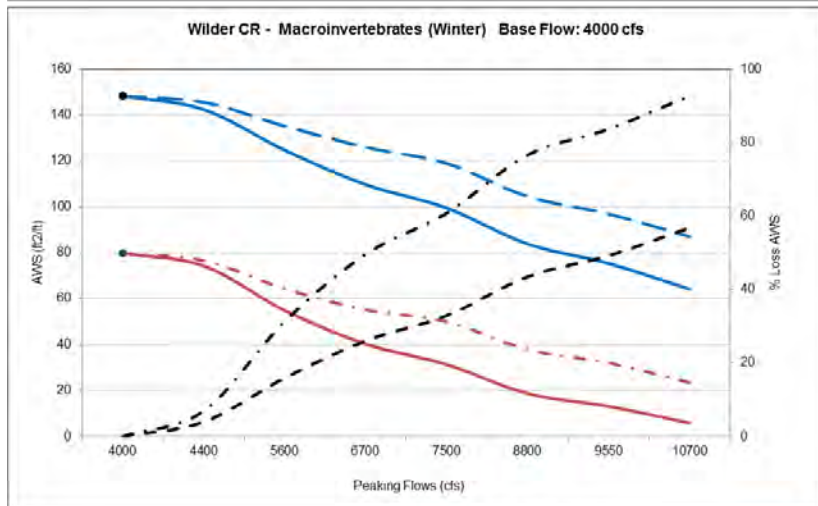
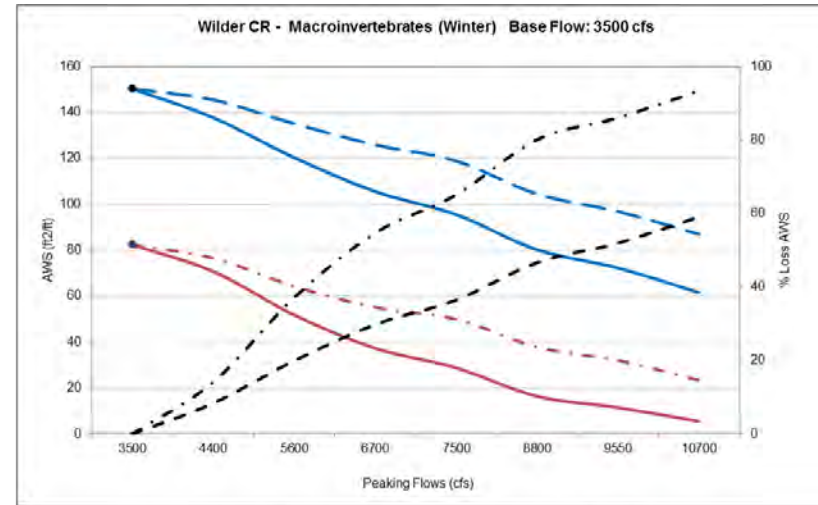
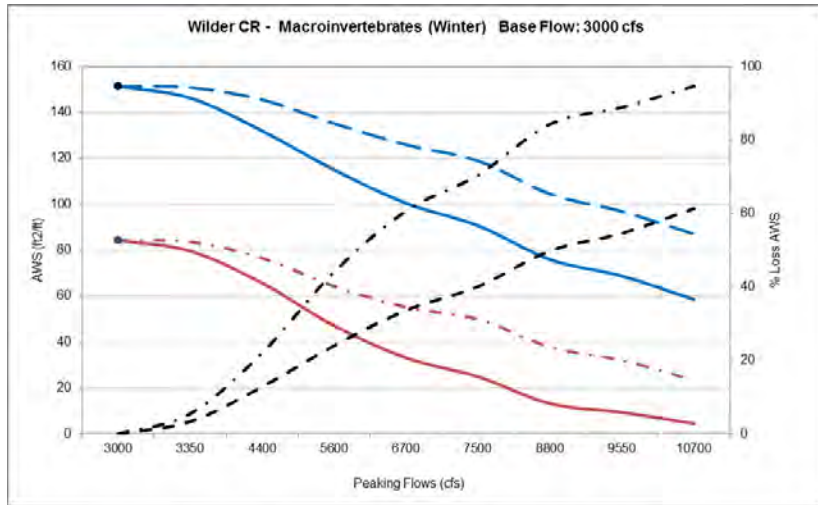


Wilder CR Macroinvertebrates persistent and persistent quality habitat (Winter).

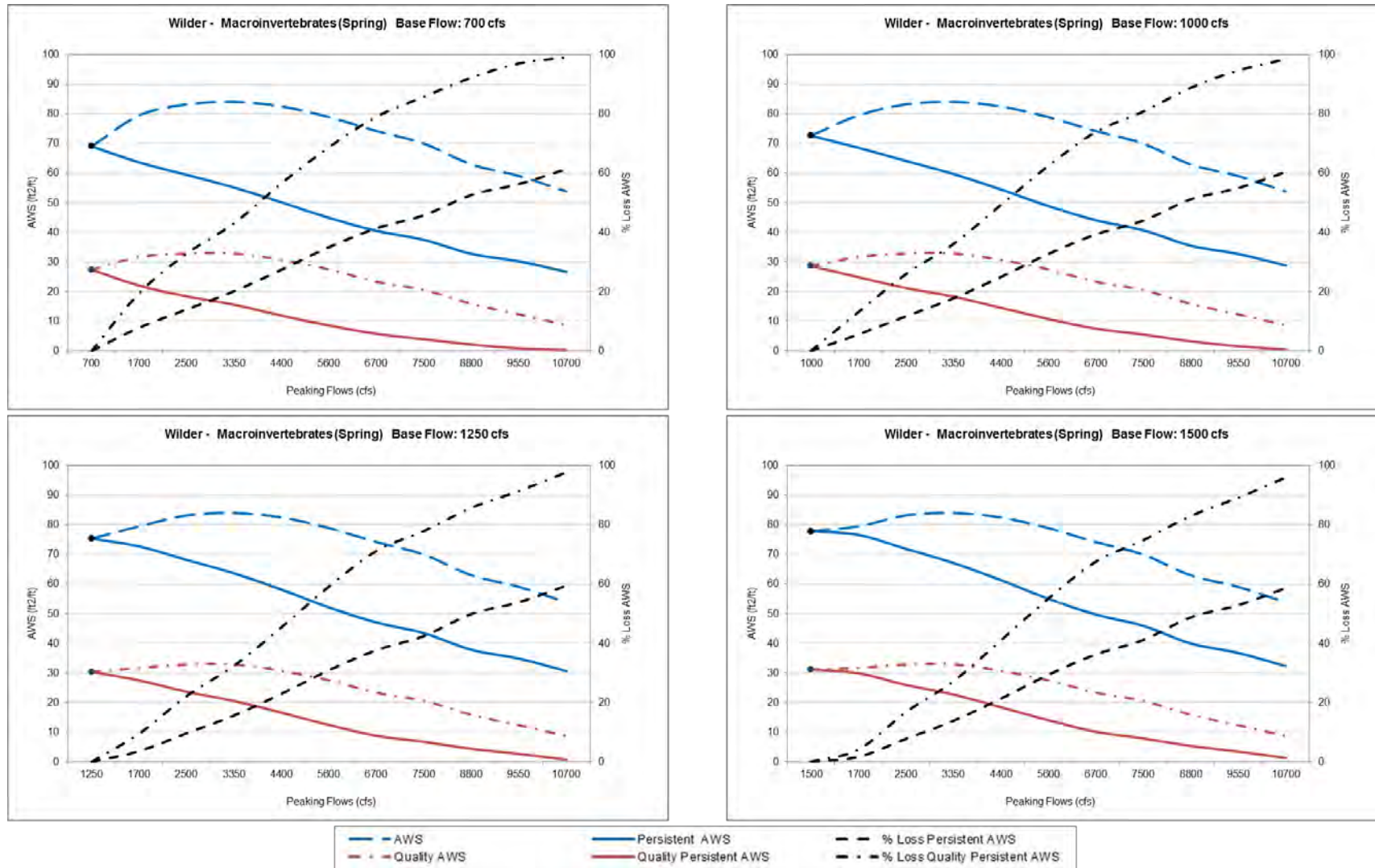


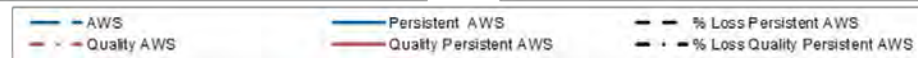
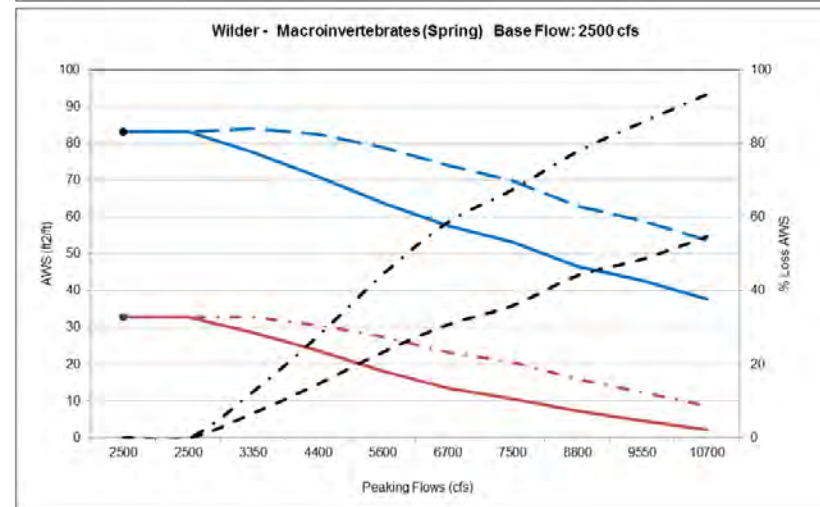
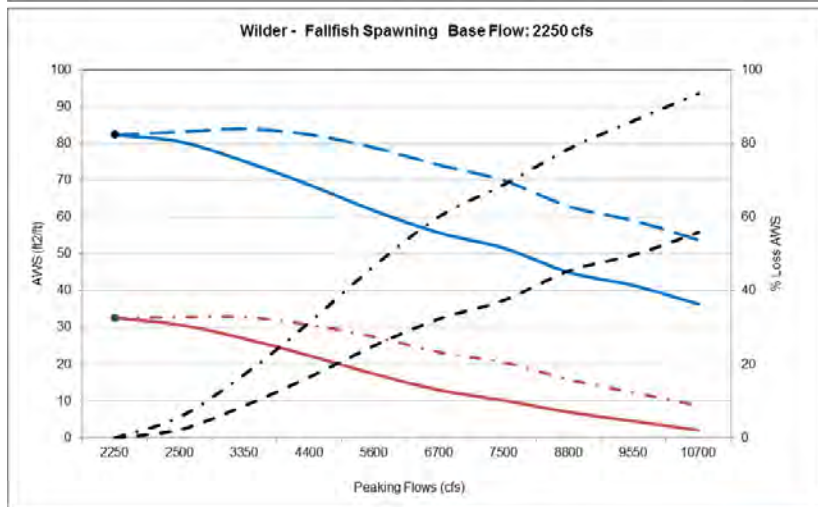
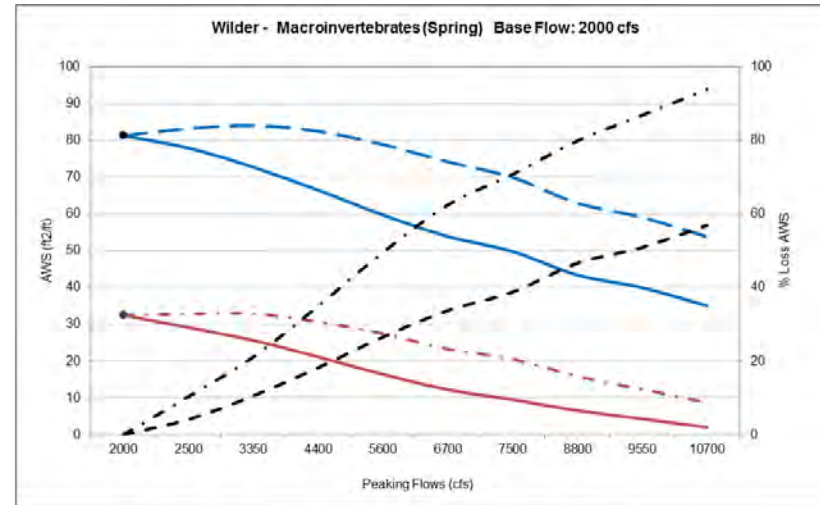
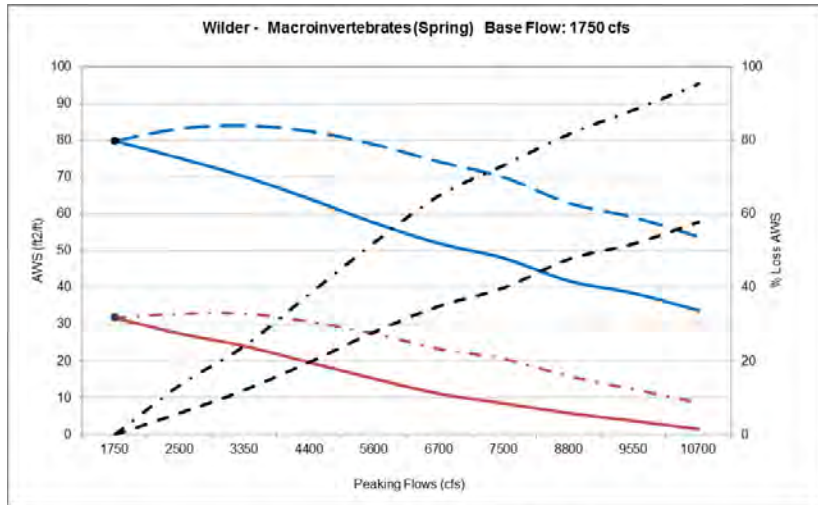




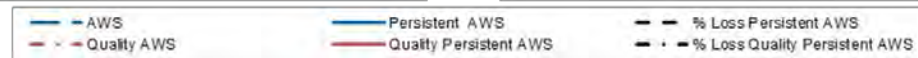
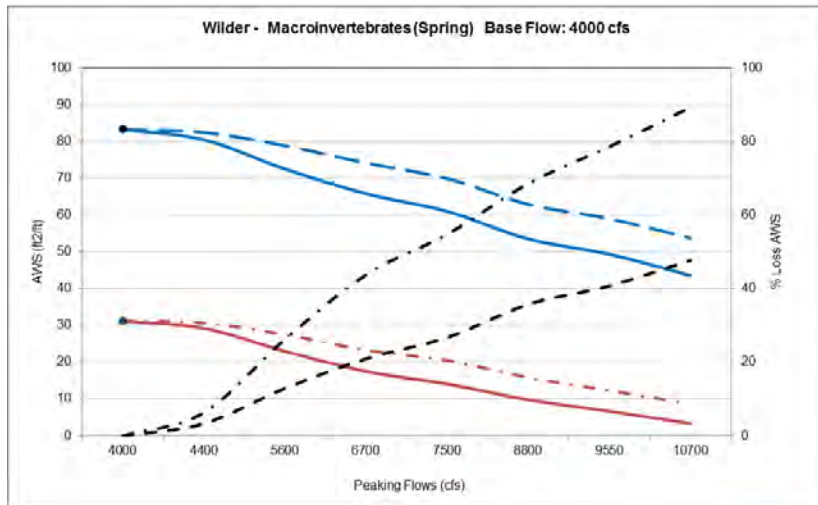
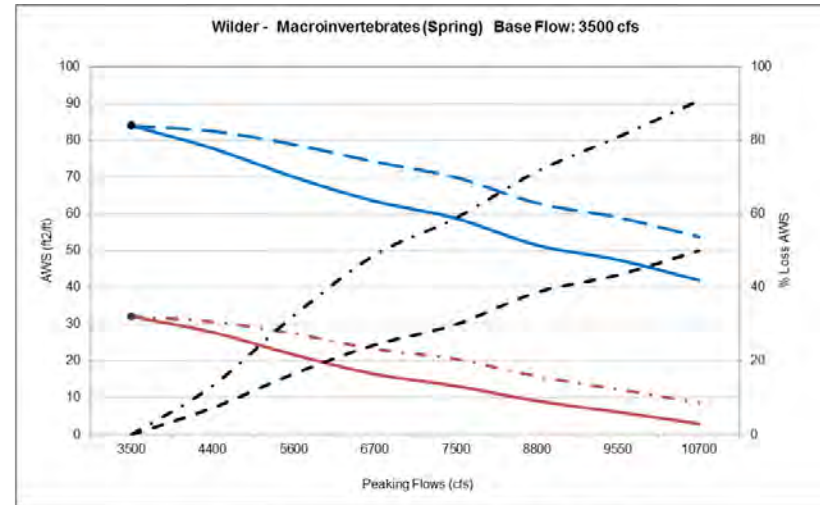
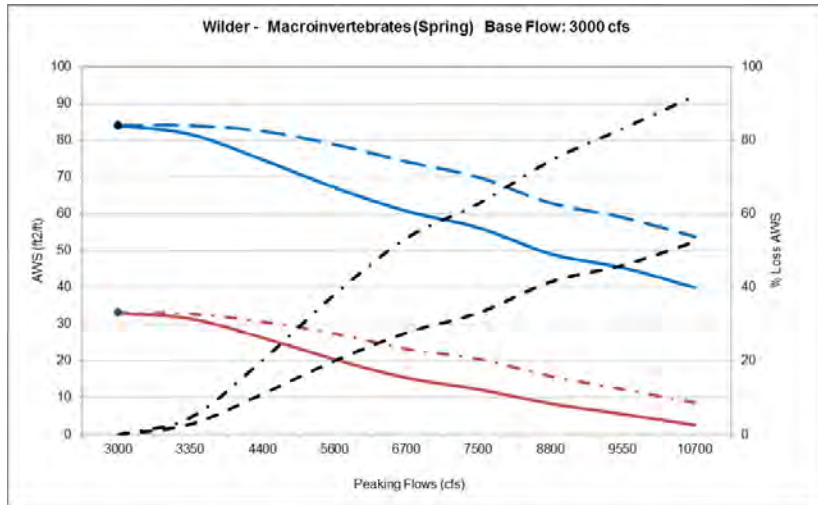


Wilder Macroinvertebrates persistent and persistent quality habitat (Spring).

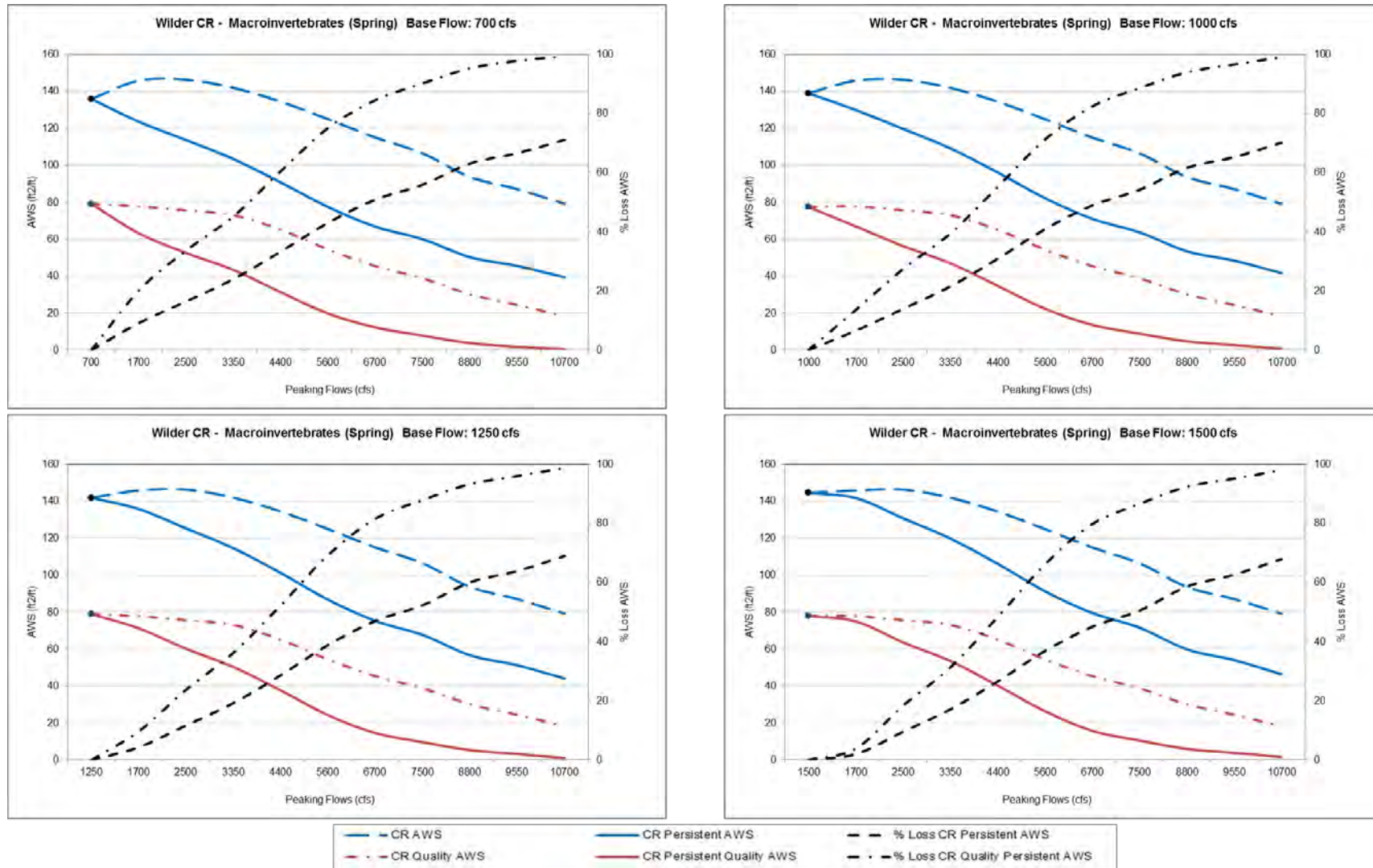




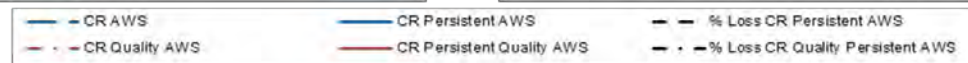
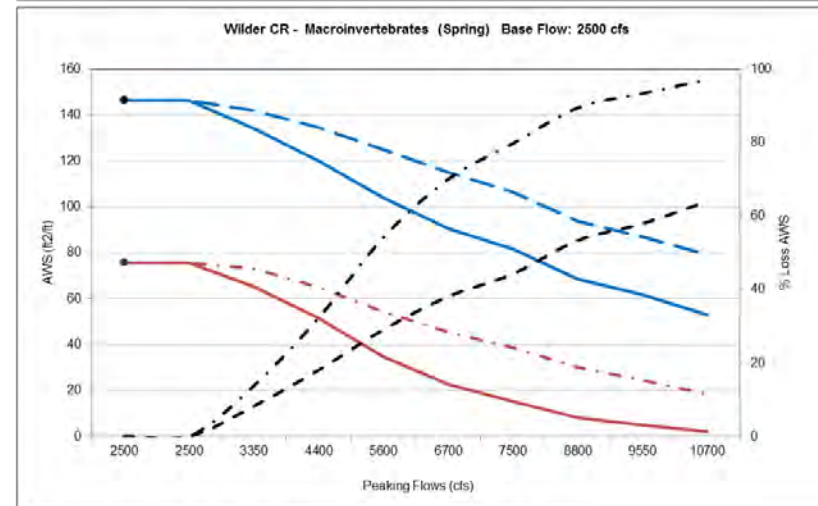
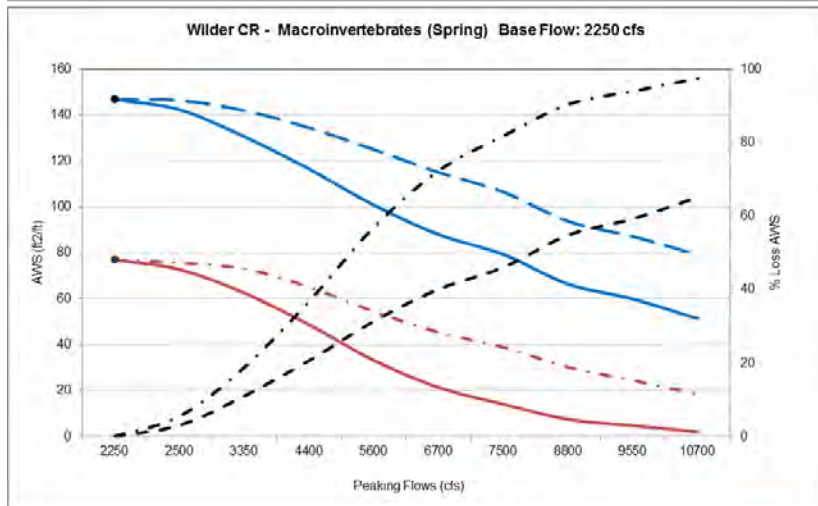
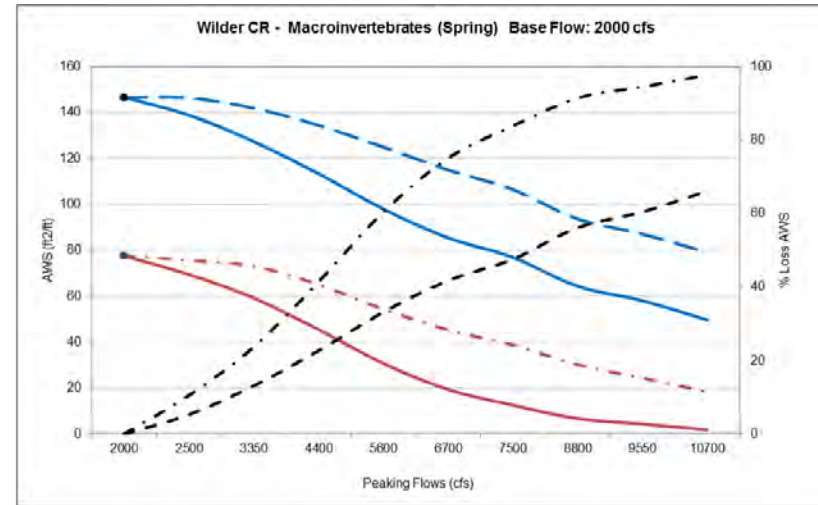
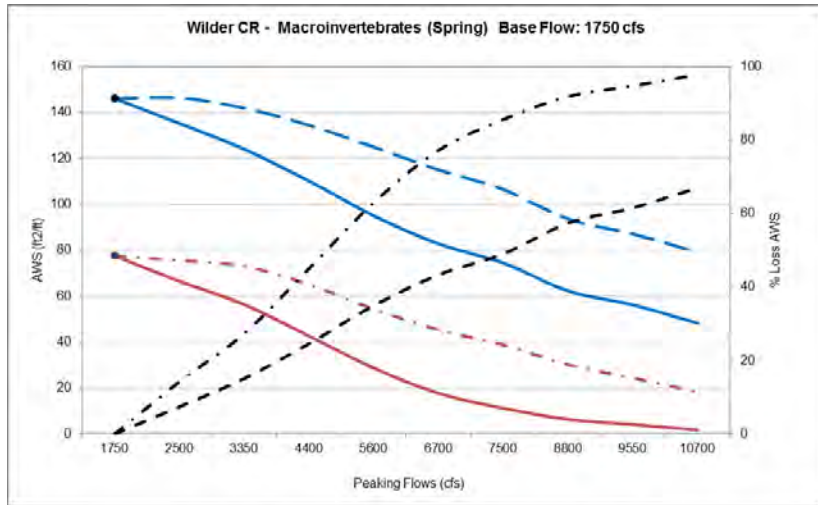


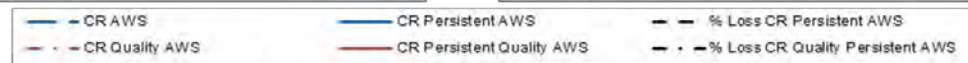
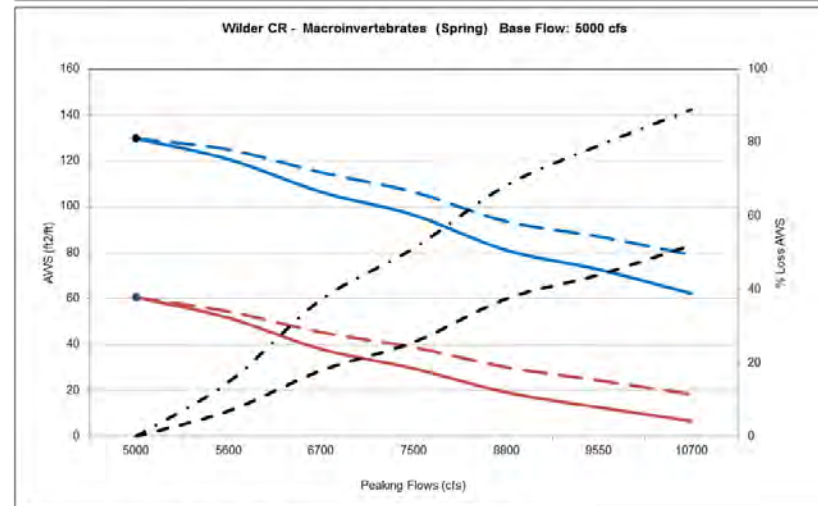
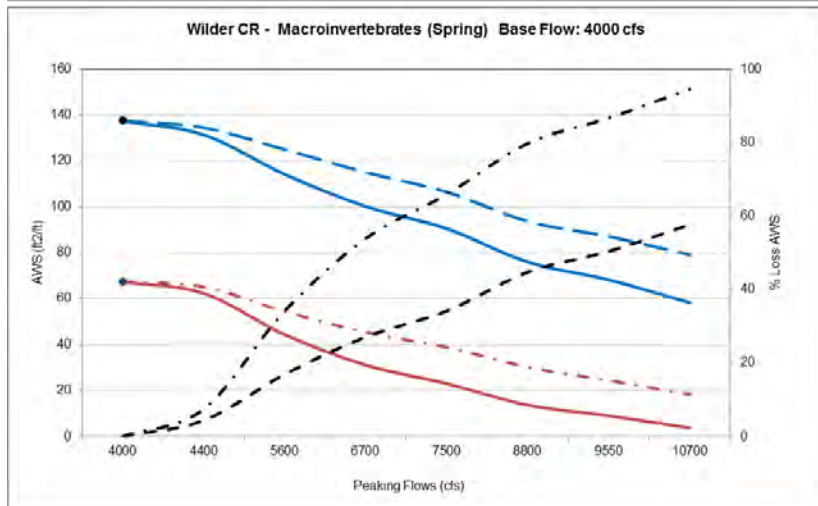
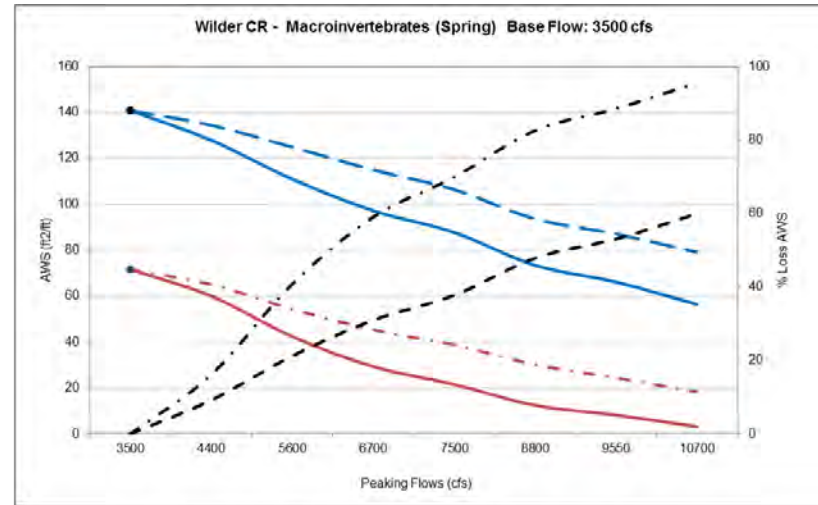
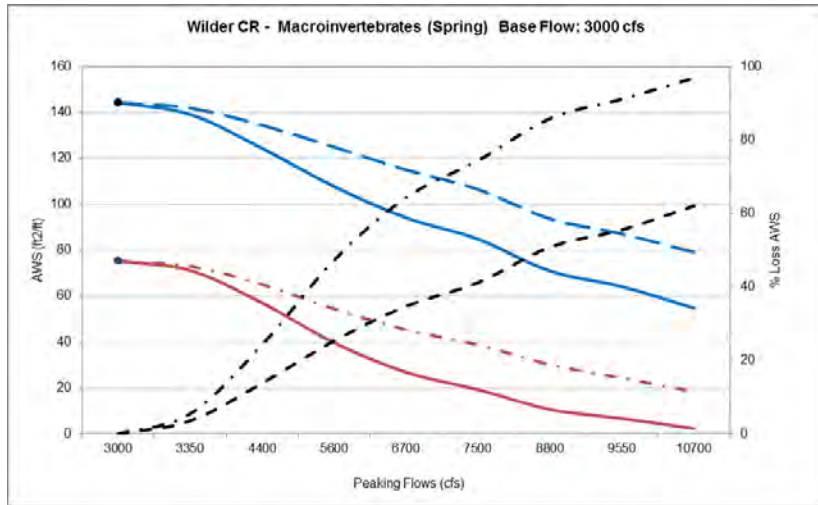


Wilder CR Macroinvertebrates persistent and persistent quality habitat (Spring).

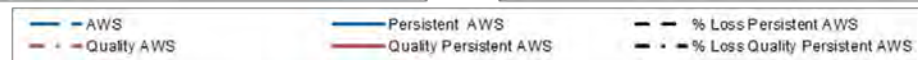
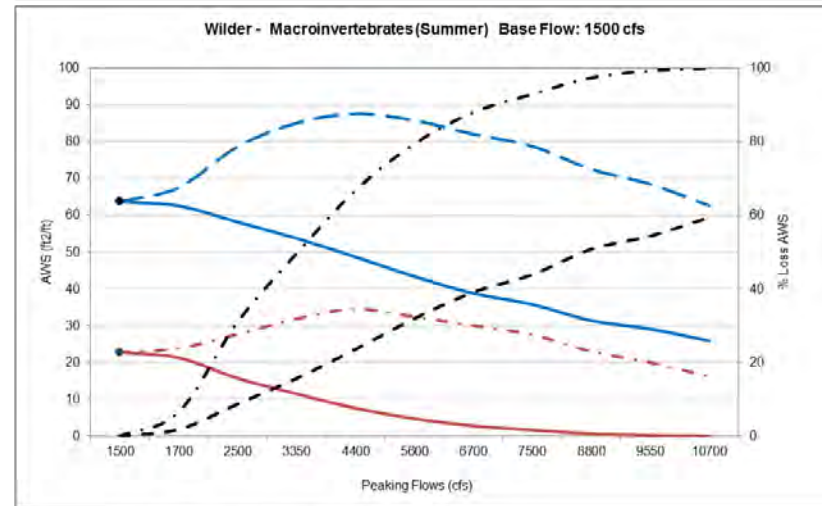
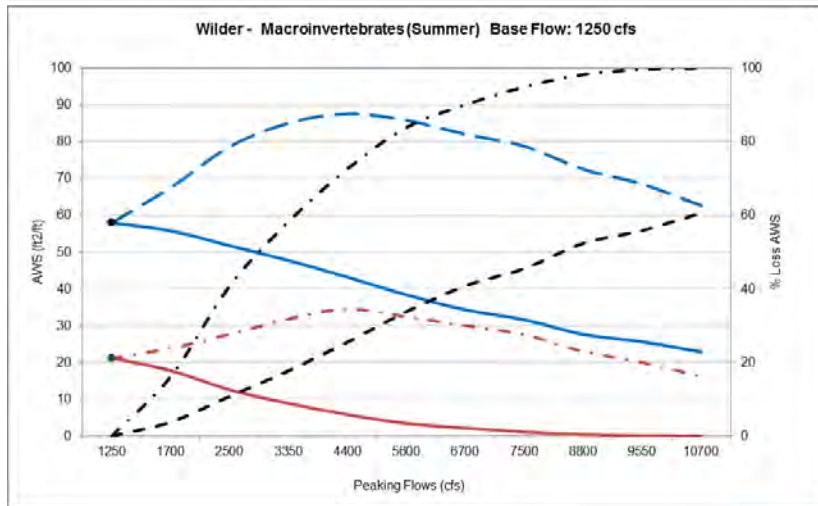
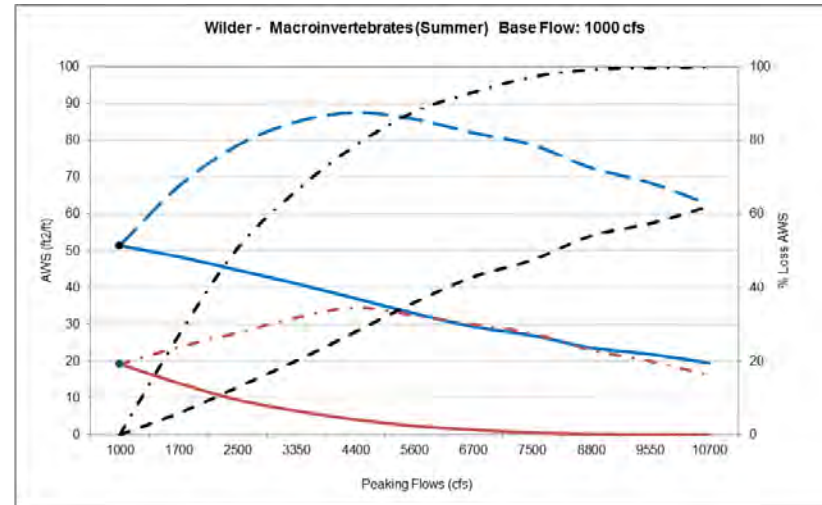
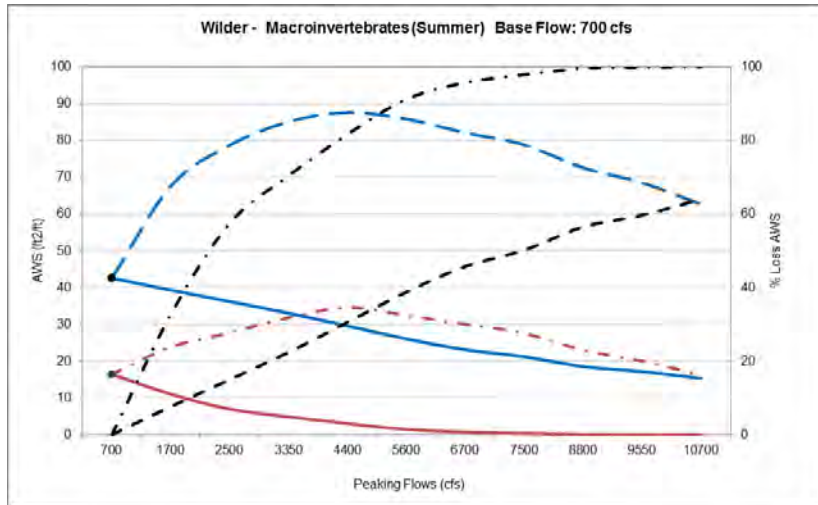




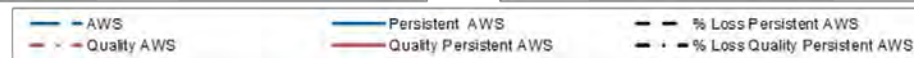
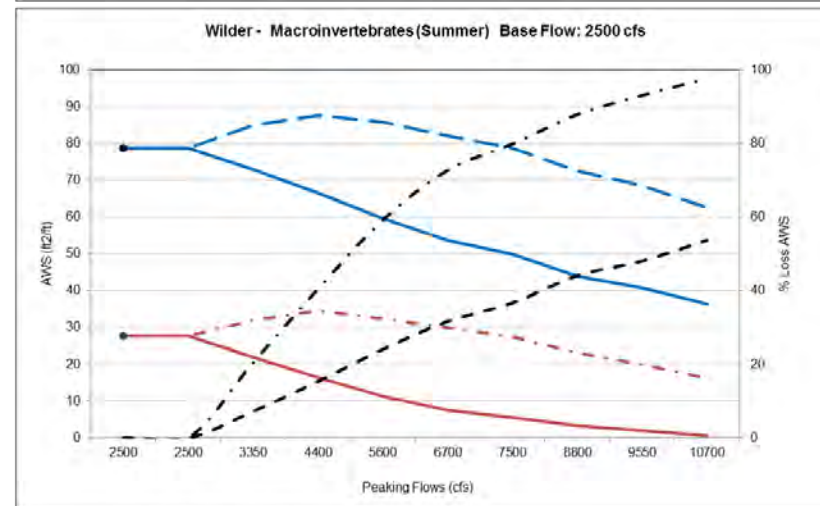
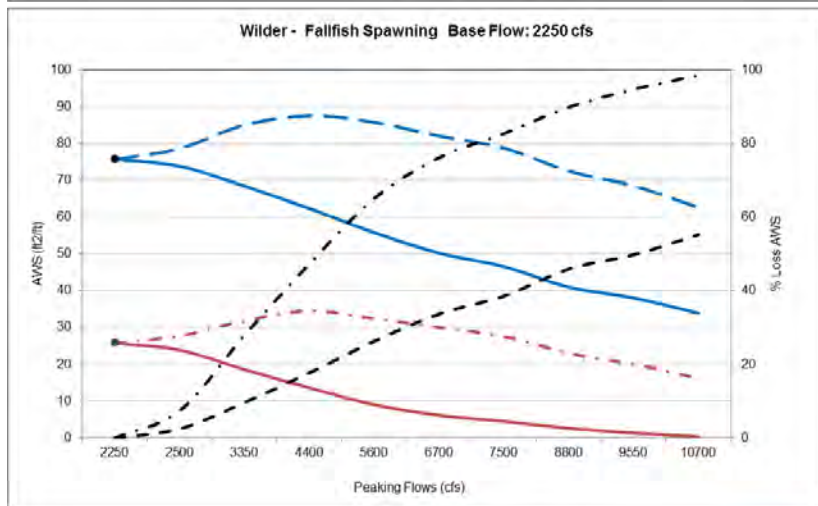
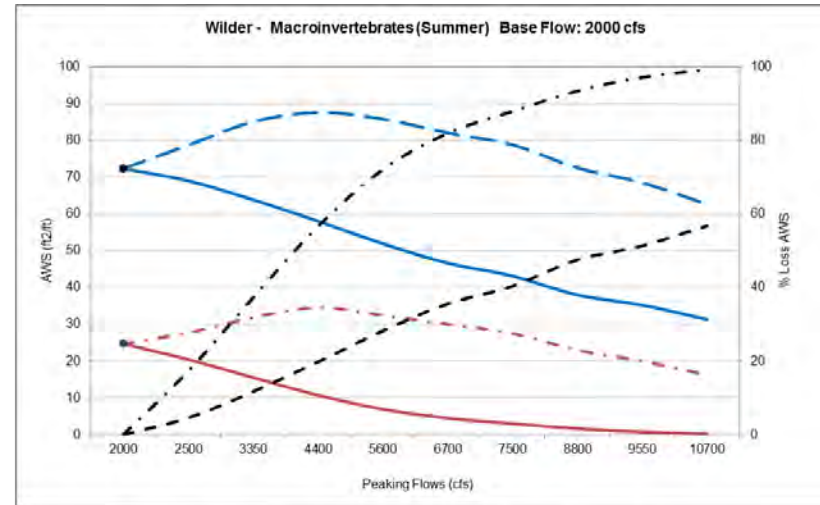
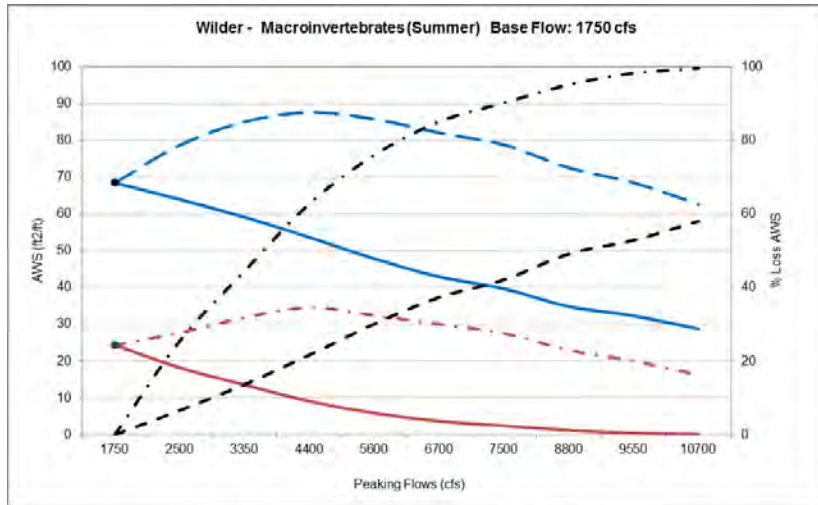


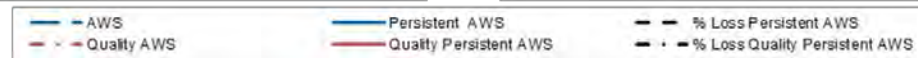
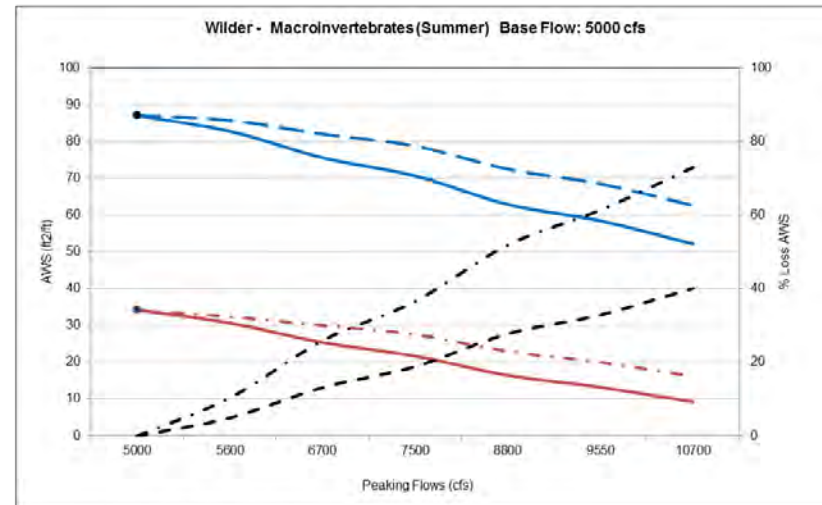
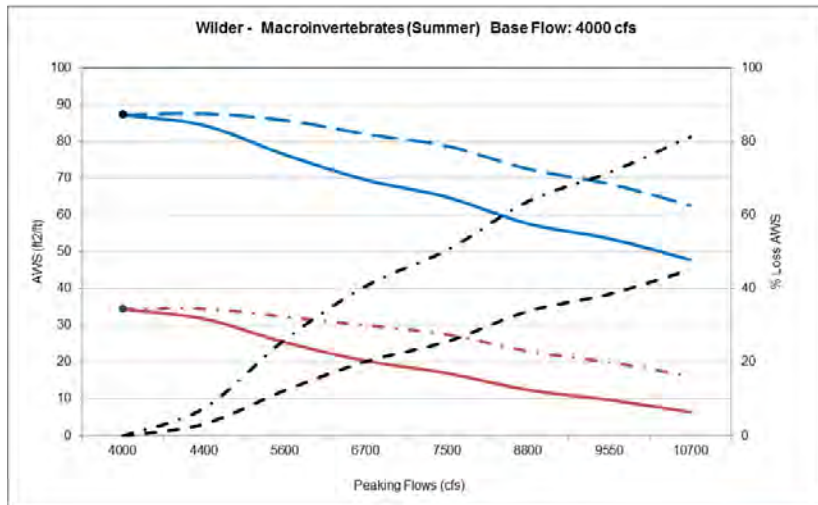
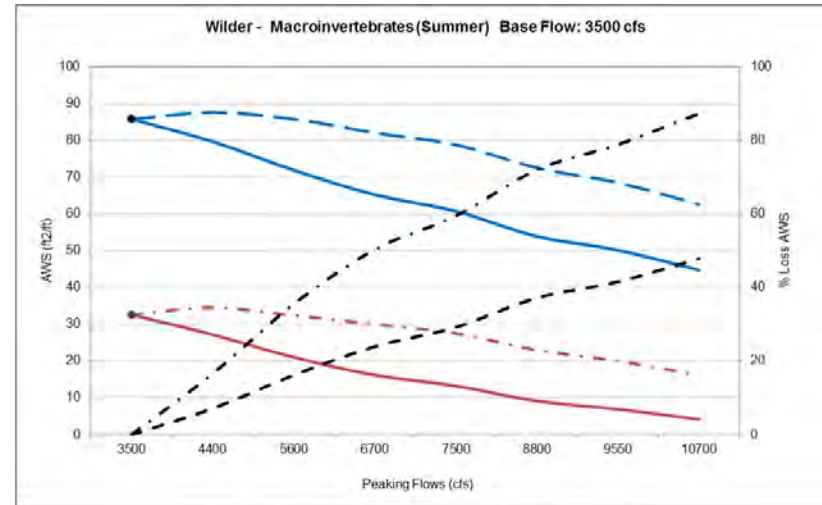
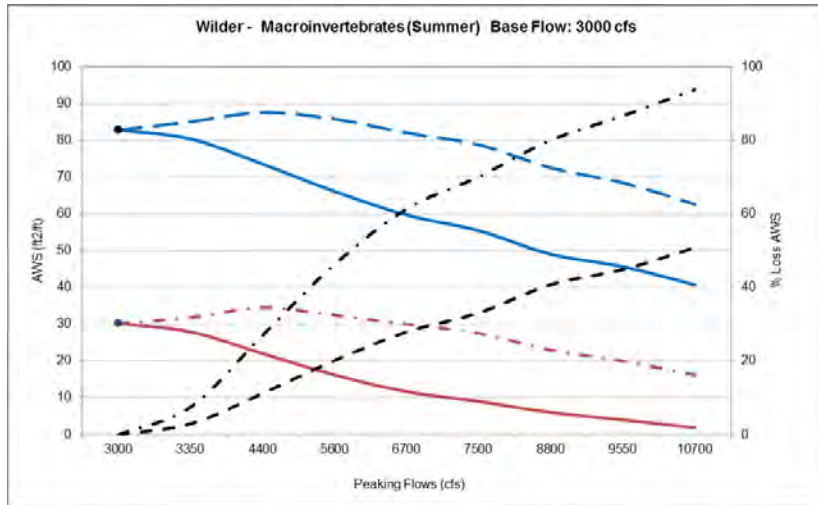


Wilder Macroinvertebrates persistent and persistent quality habitat (Summer).



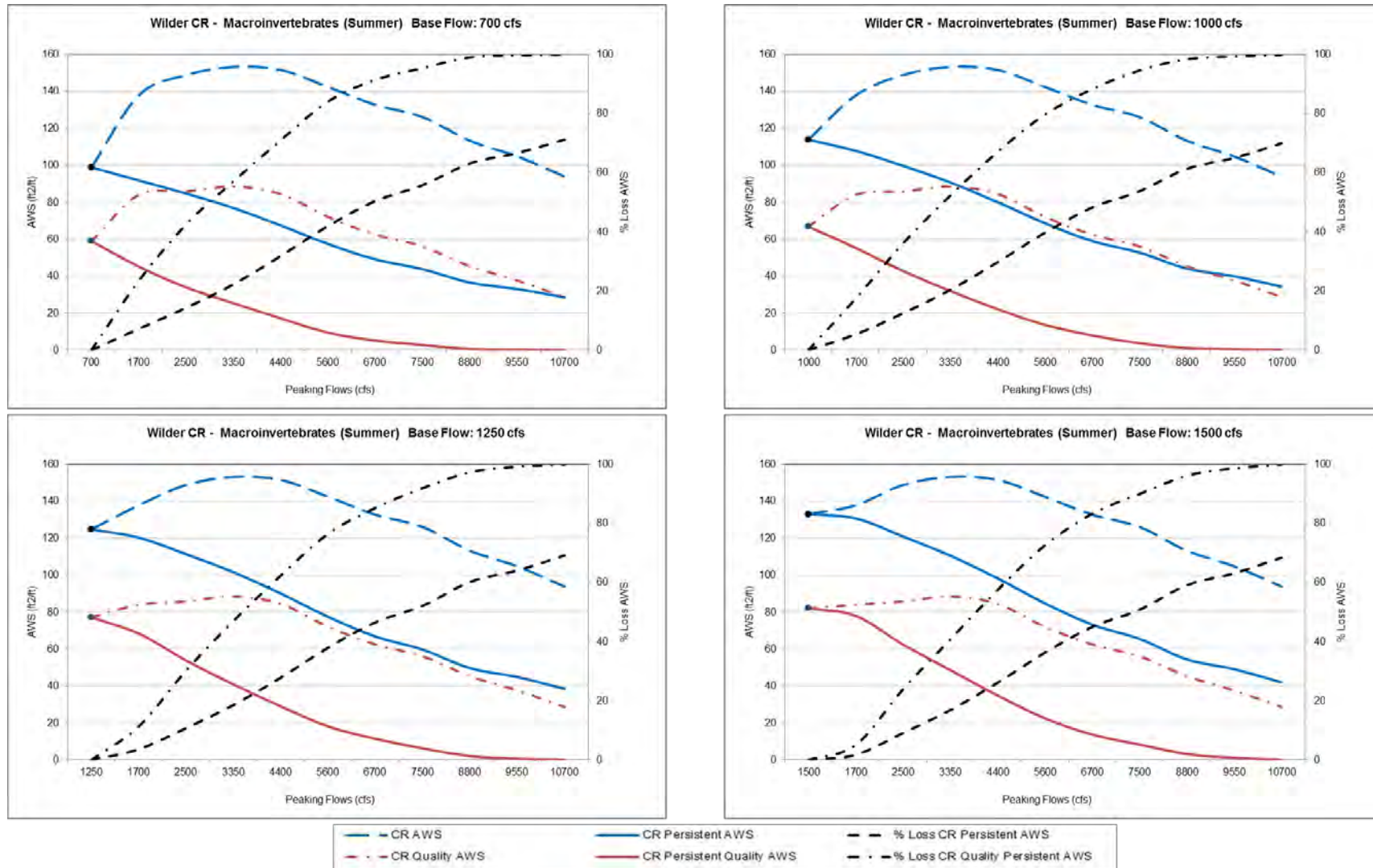


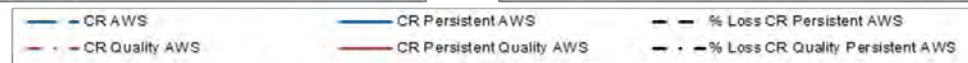
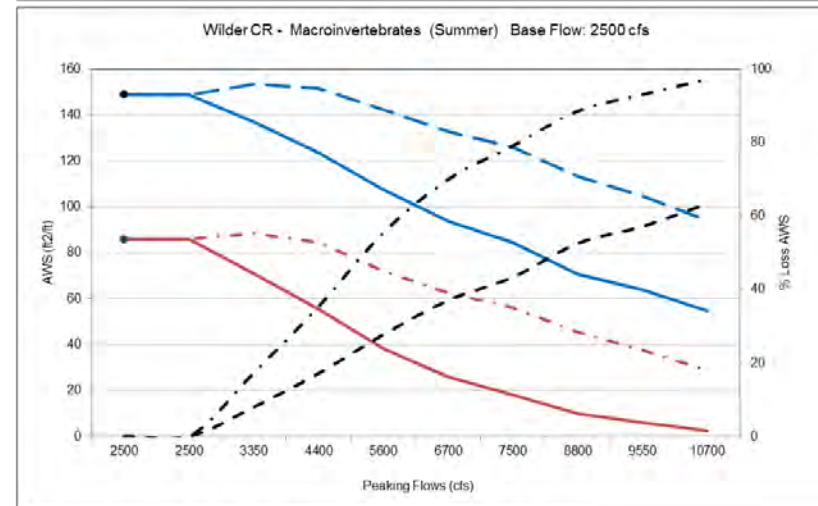
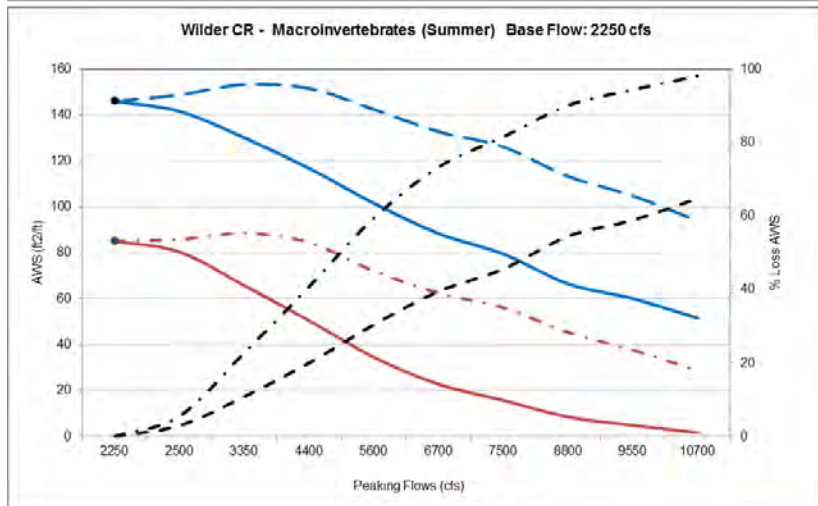
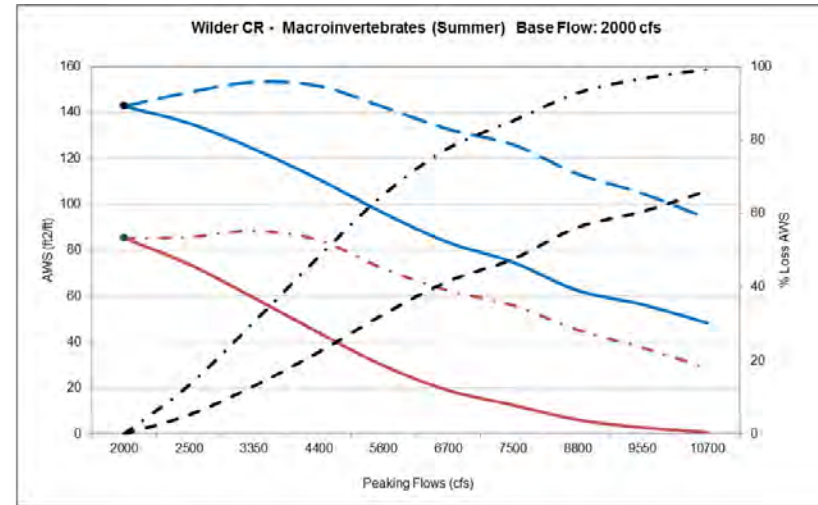
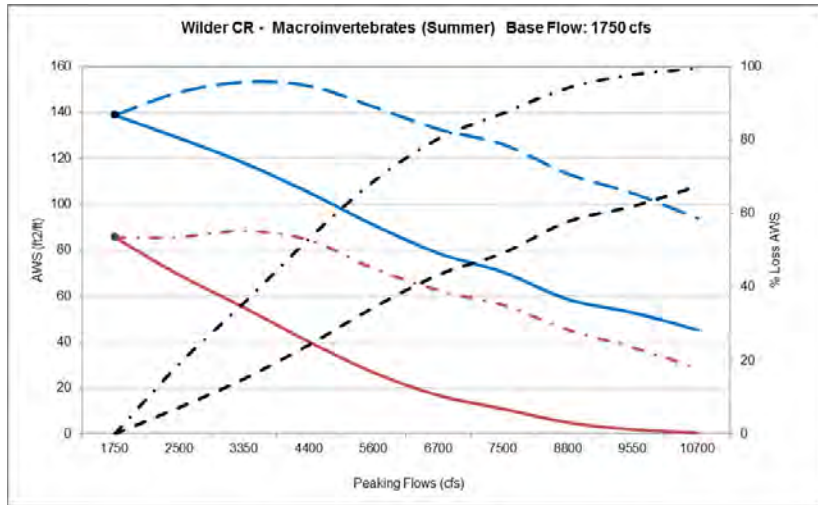


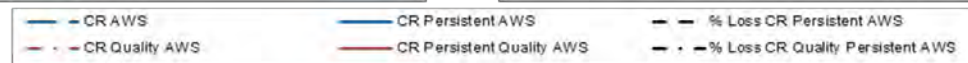
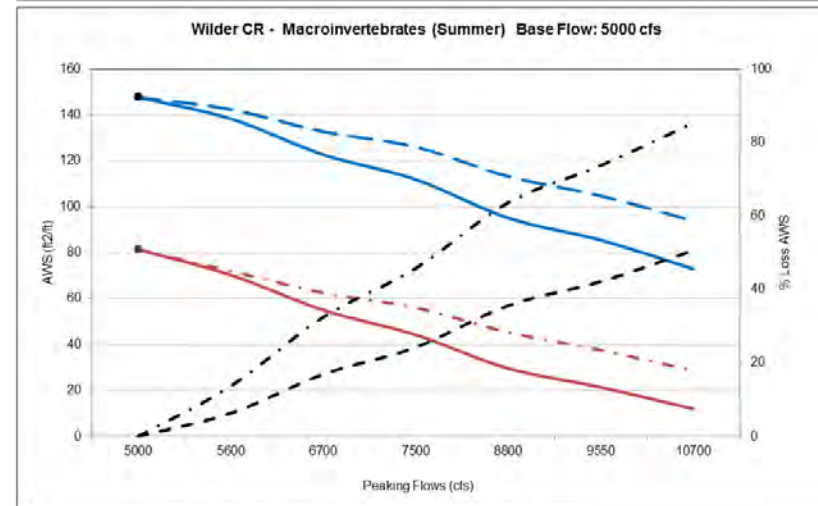
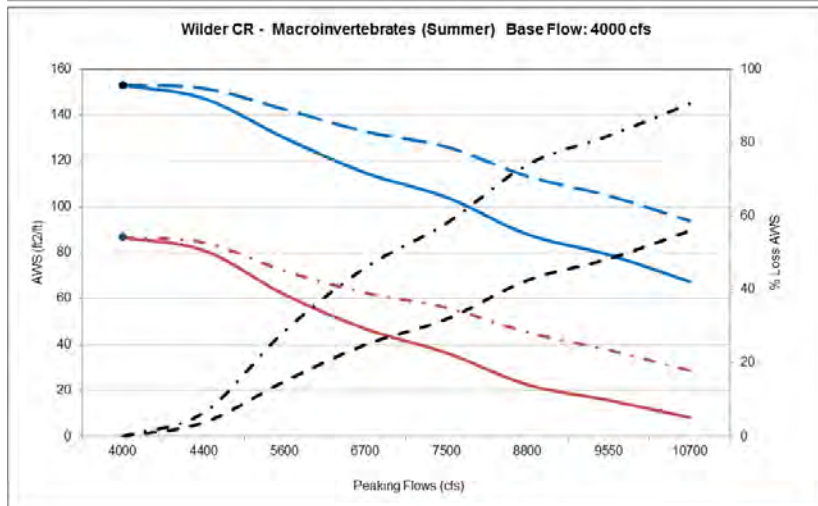
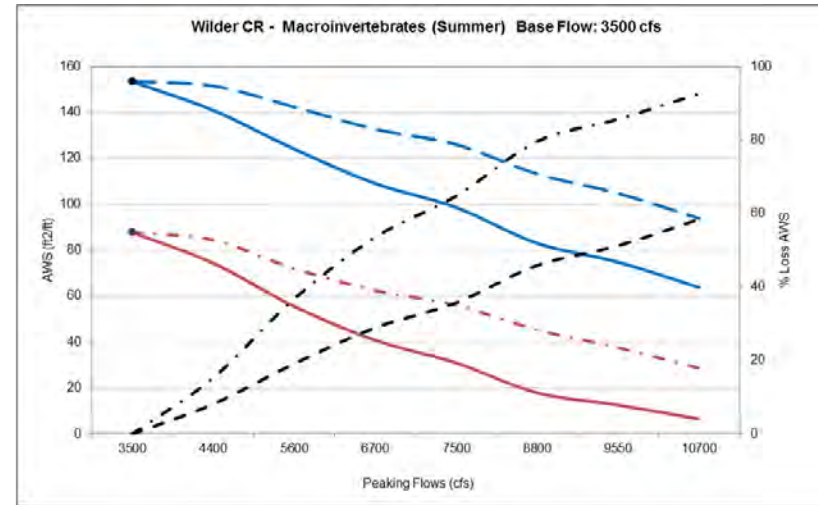
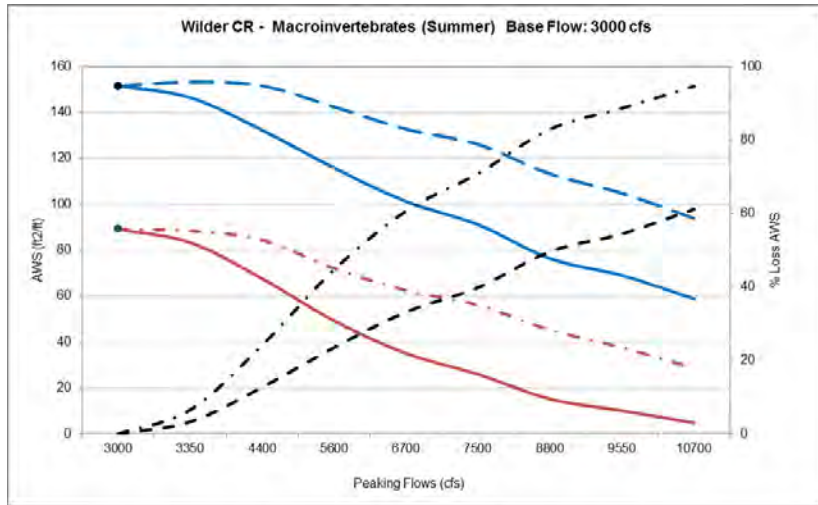




Wilder CR Macroinvertebrates persistent and persistent quality habitat (Summer).

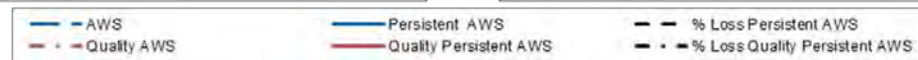
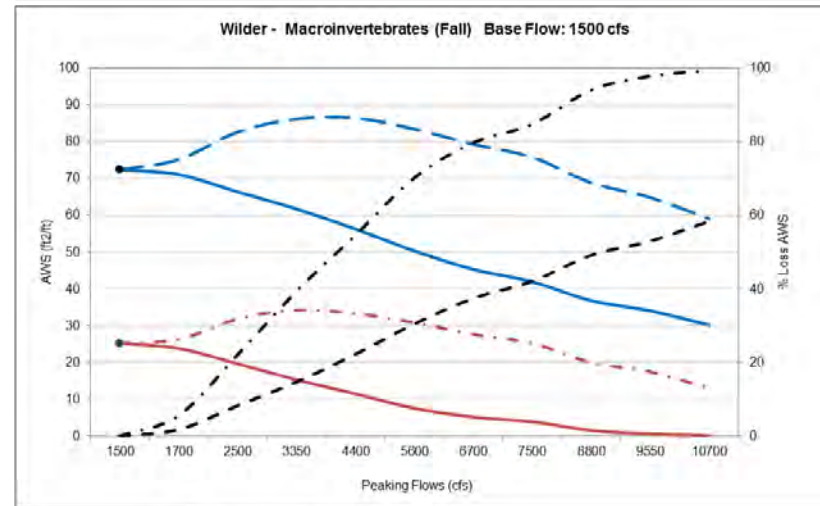
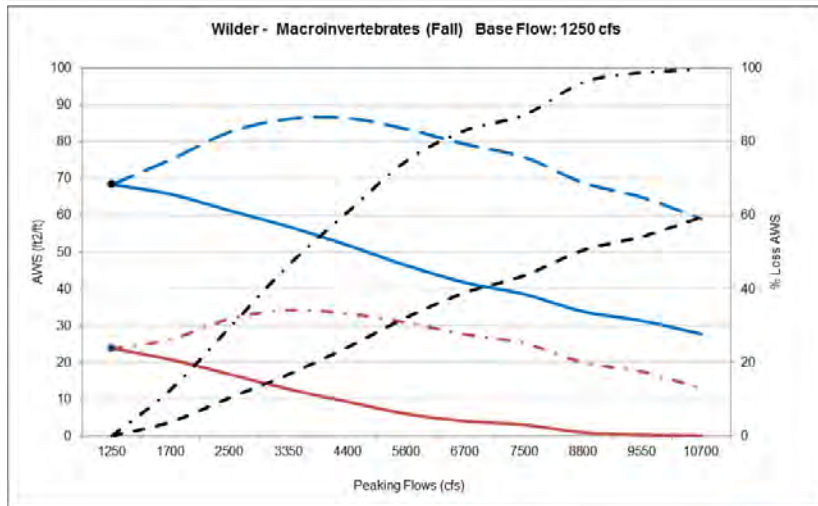
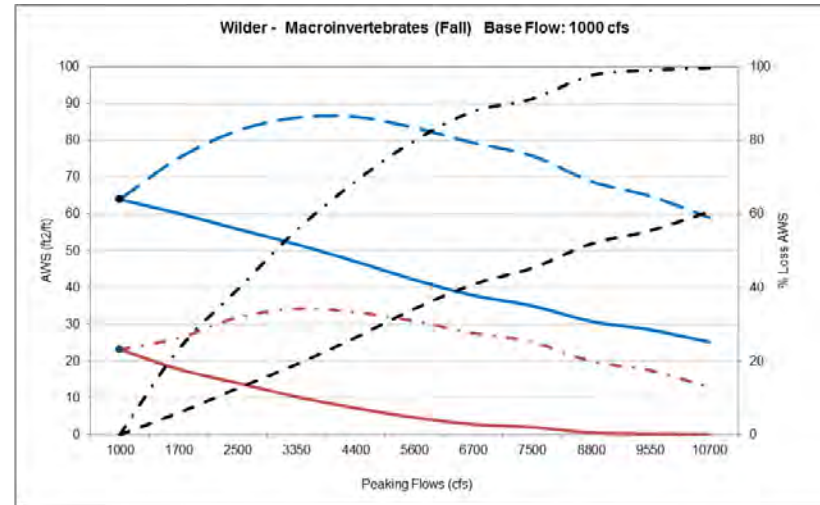
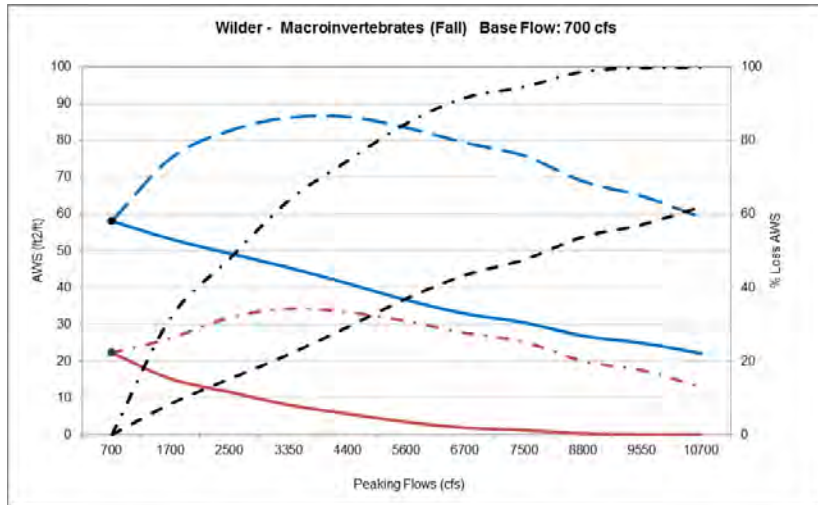


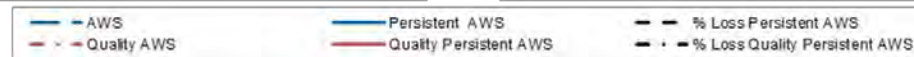
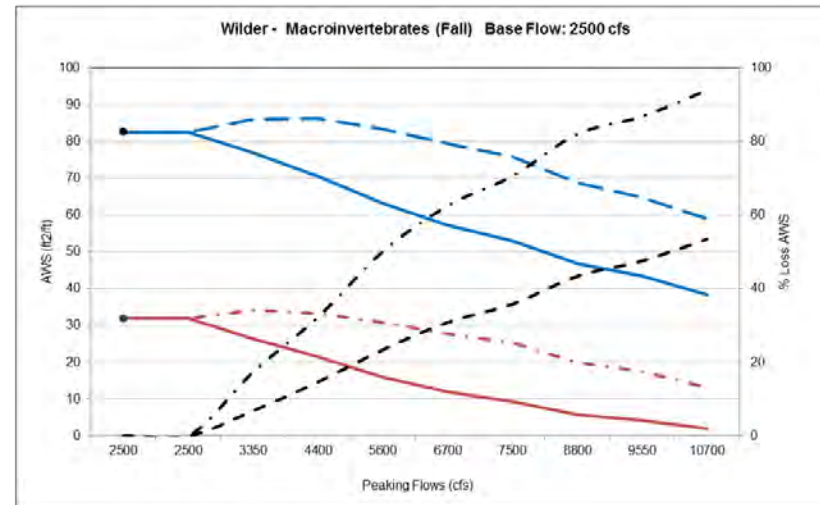
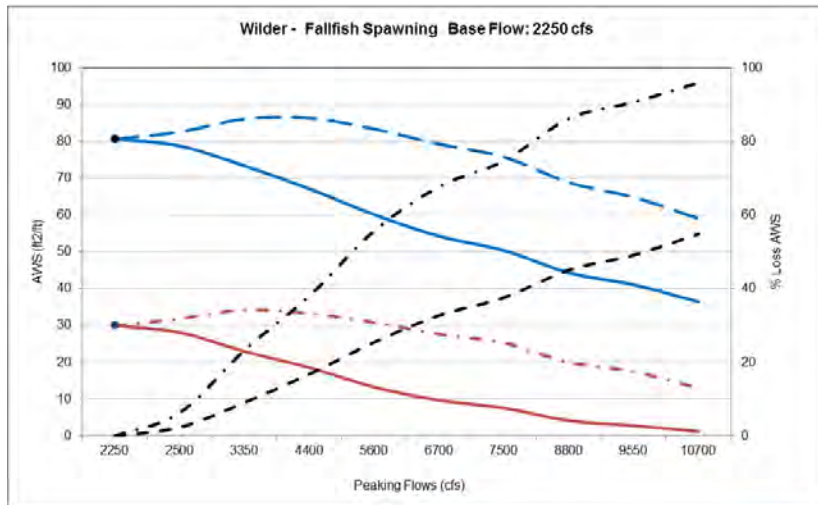
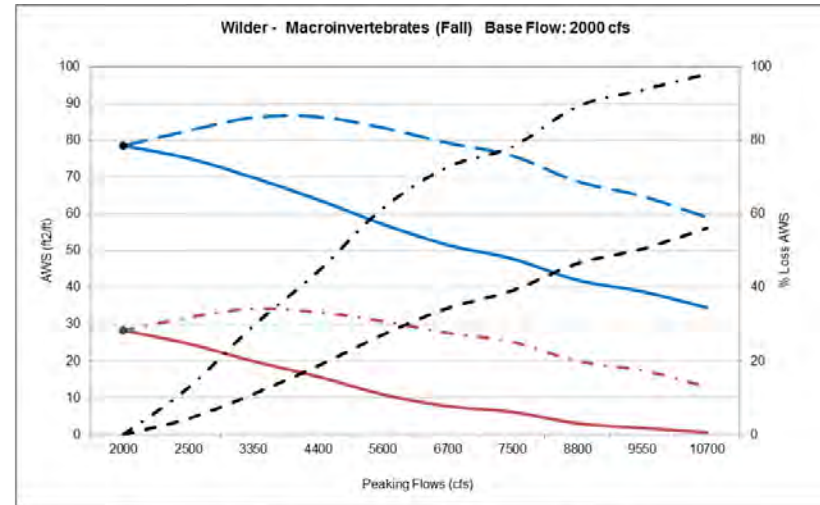
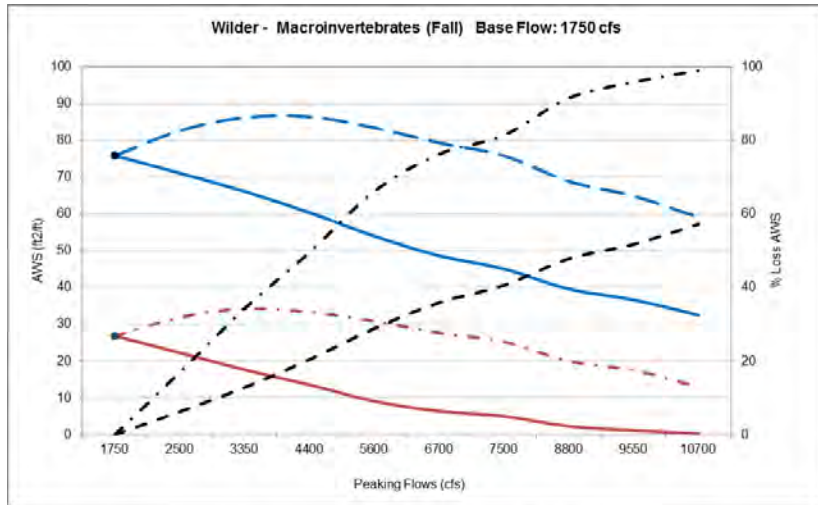




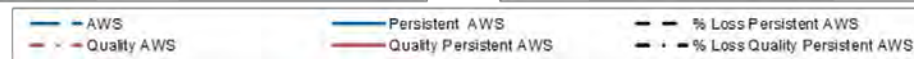
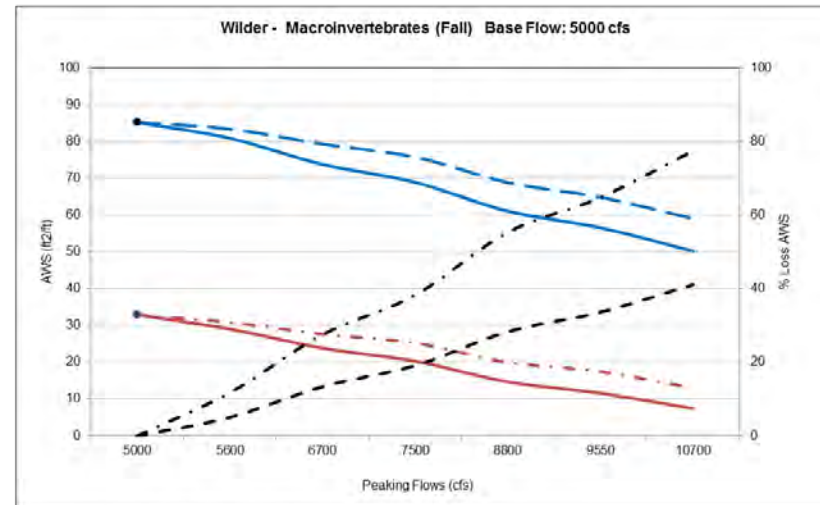
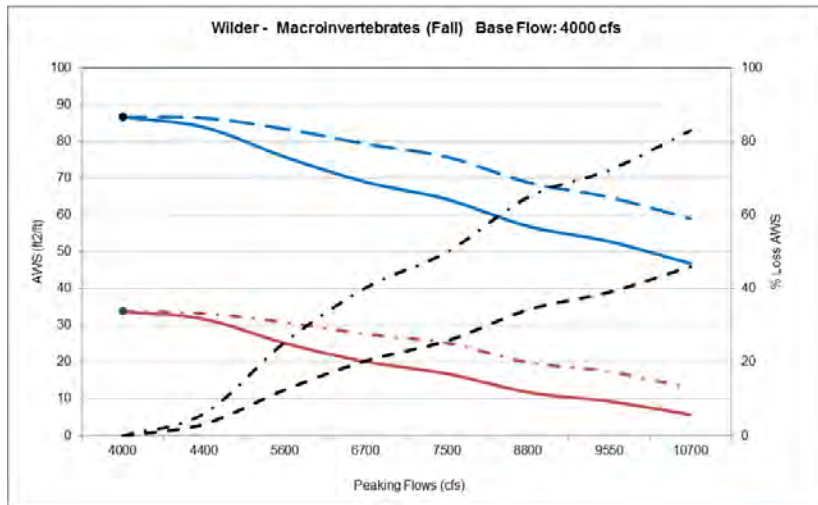
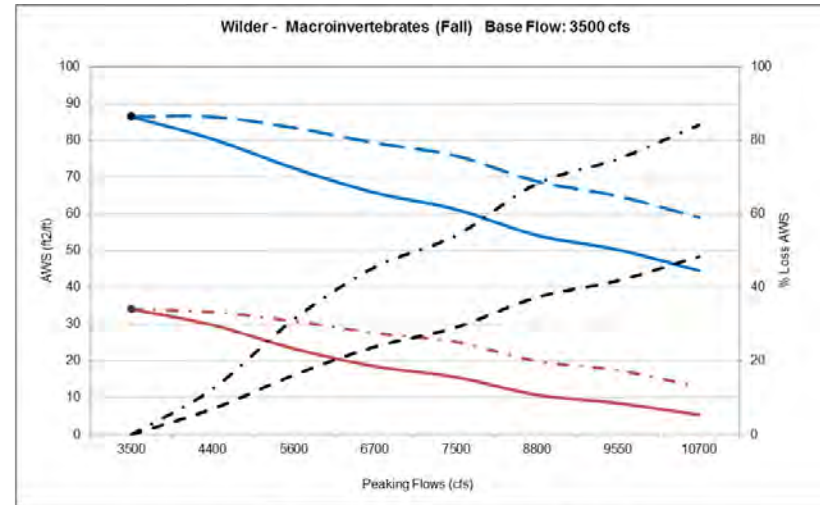
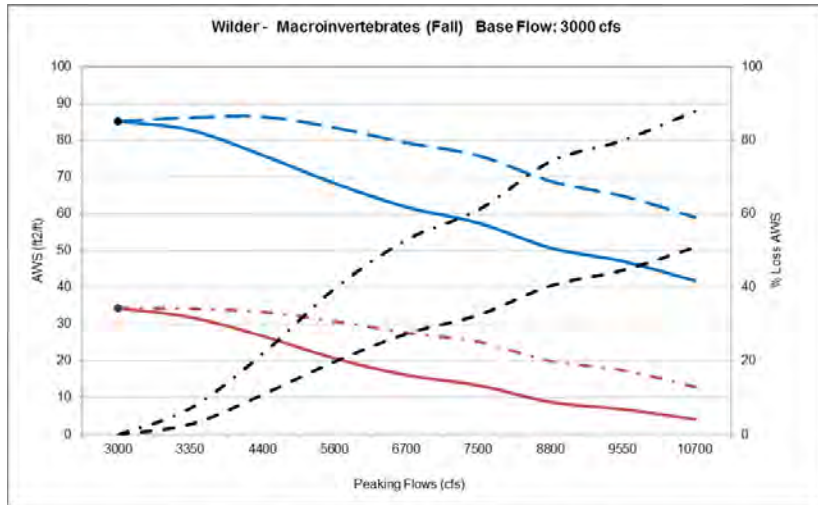


Wilder Macroinvertebrates persistent and persistent quality habitat (Fall).

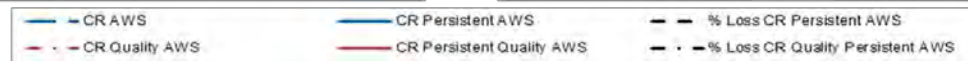
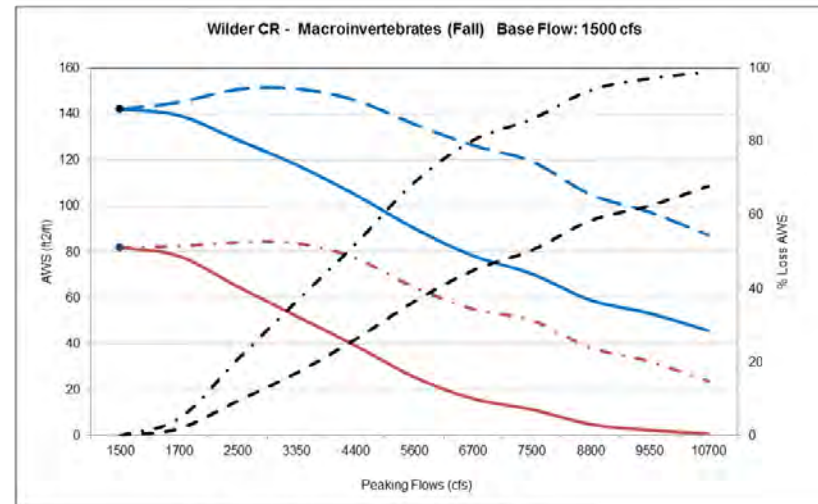
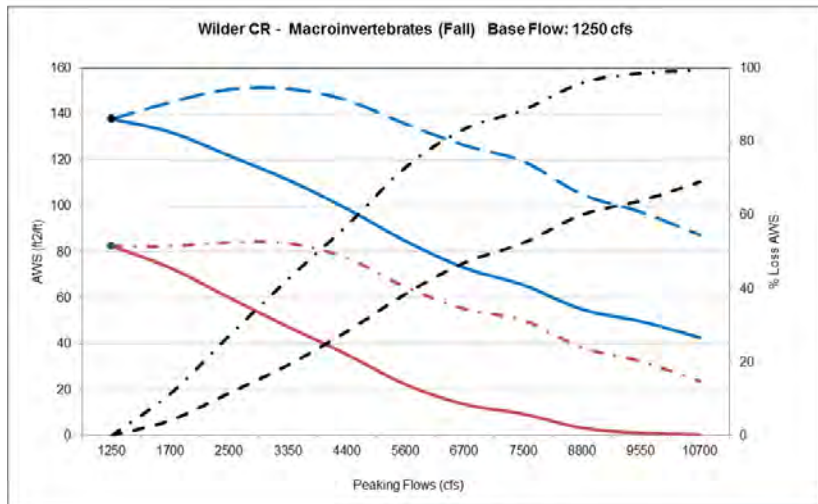
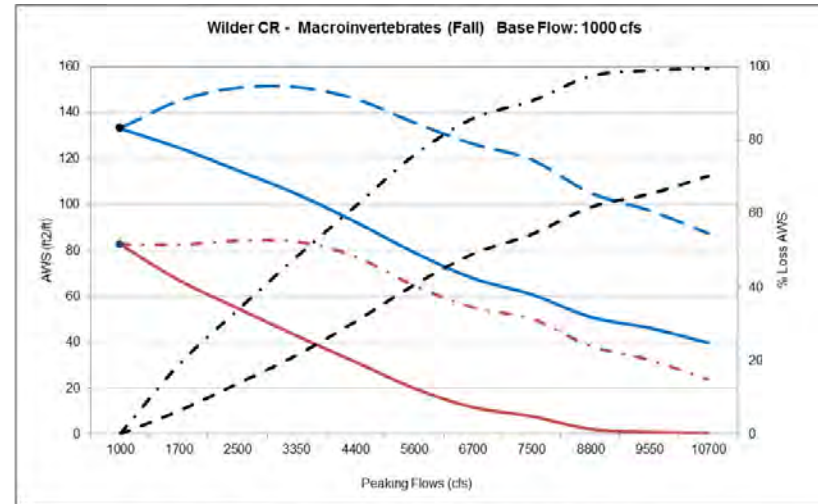
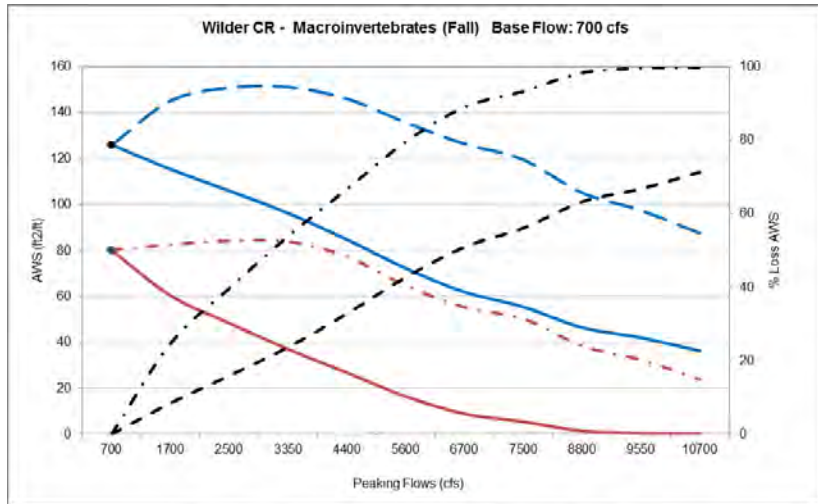


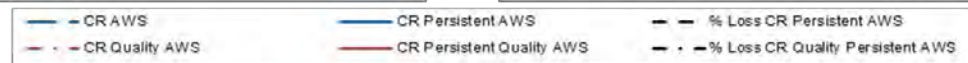
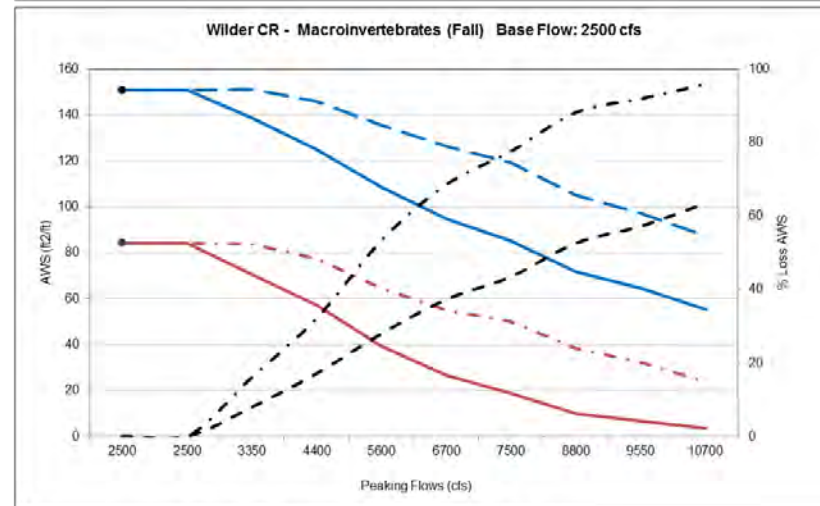
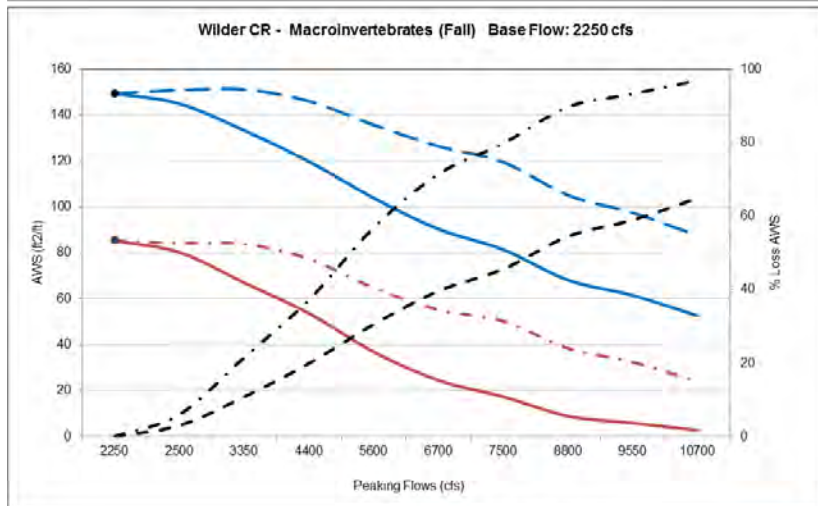
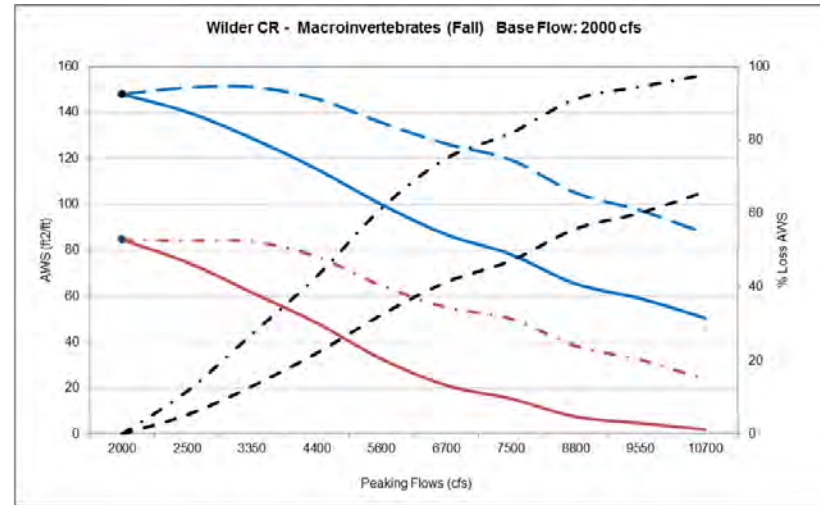
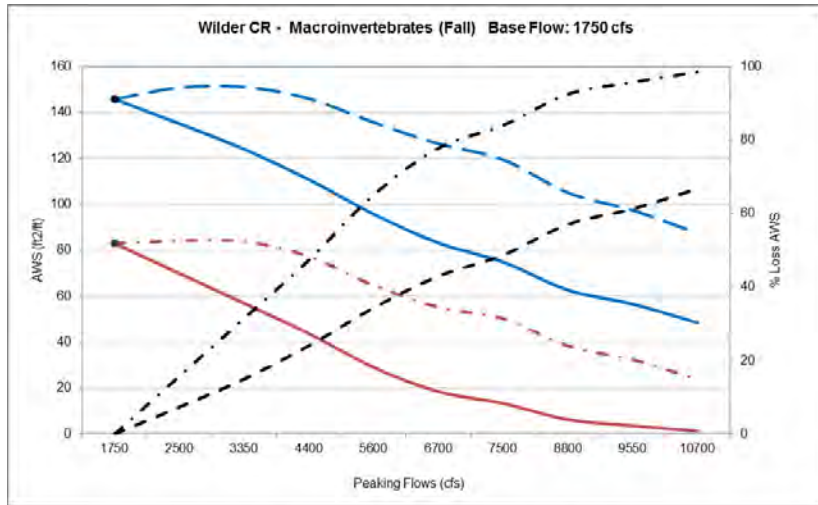




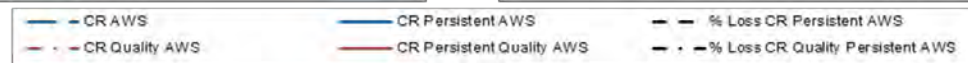
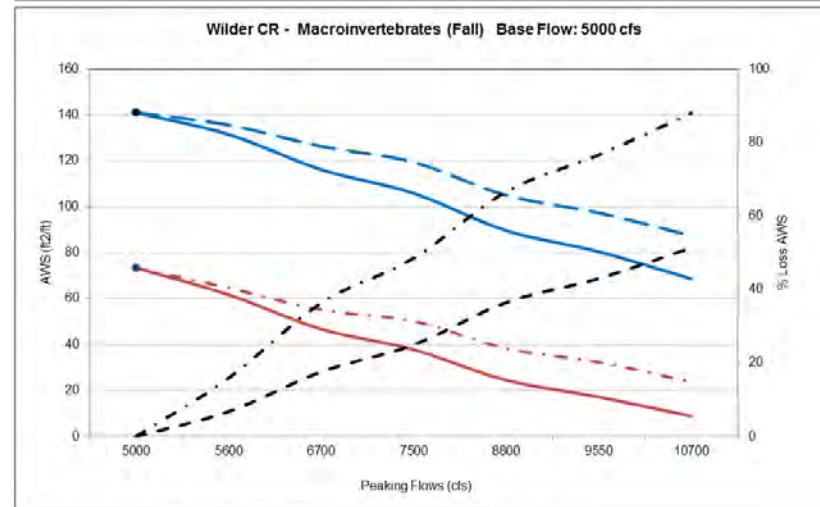
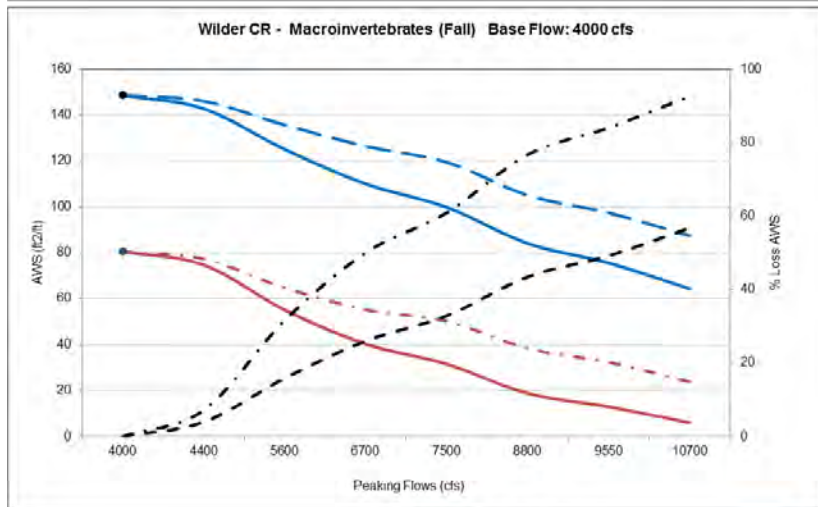
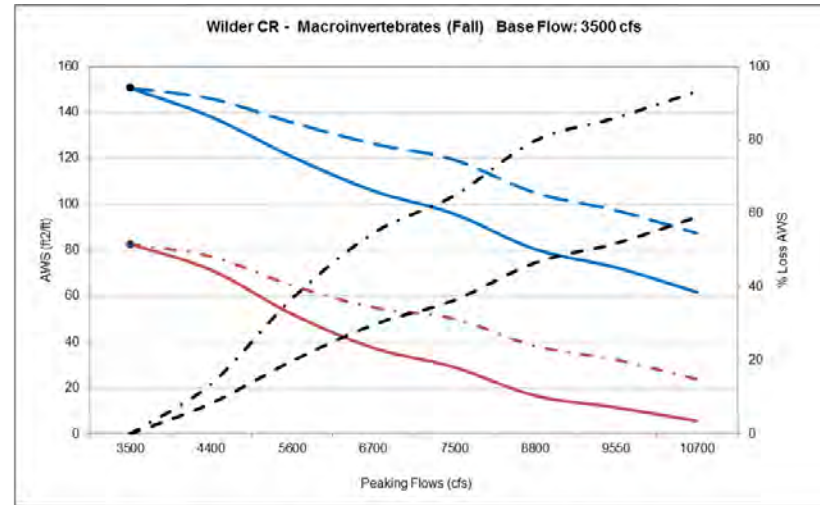
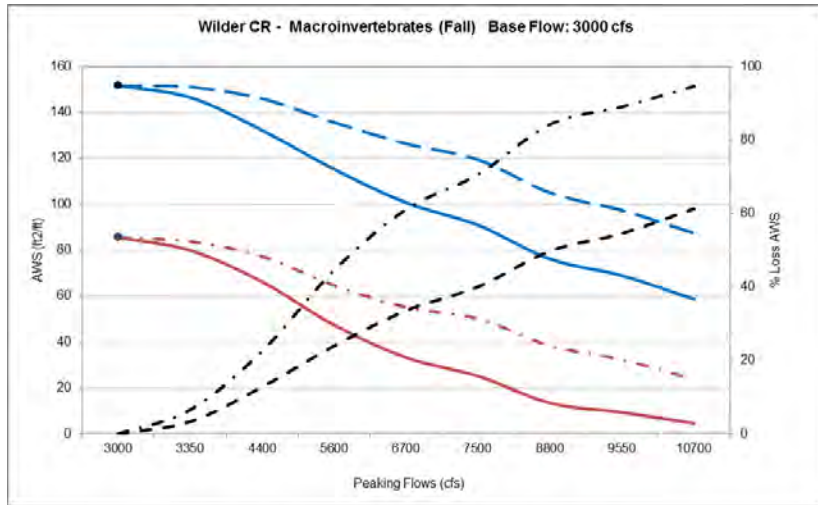


Wilder CR Macroinvertebrates persistent and persistent quality habitat (Fall).

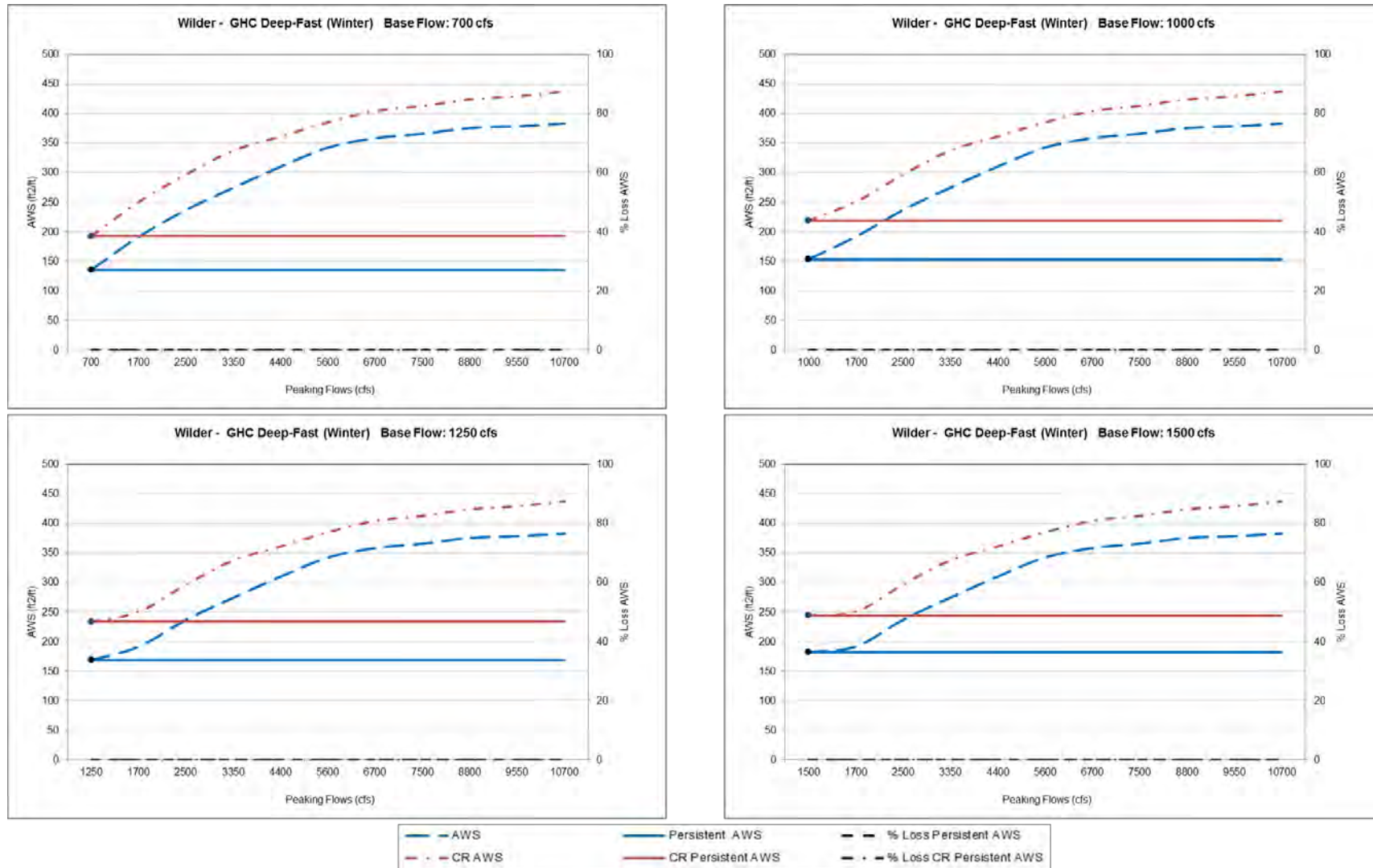




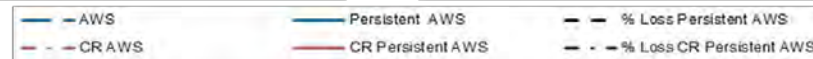
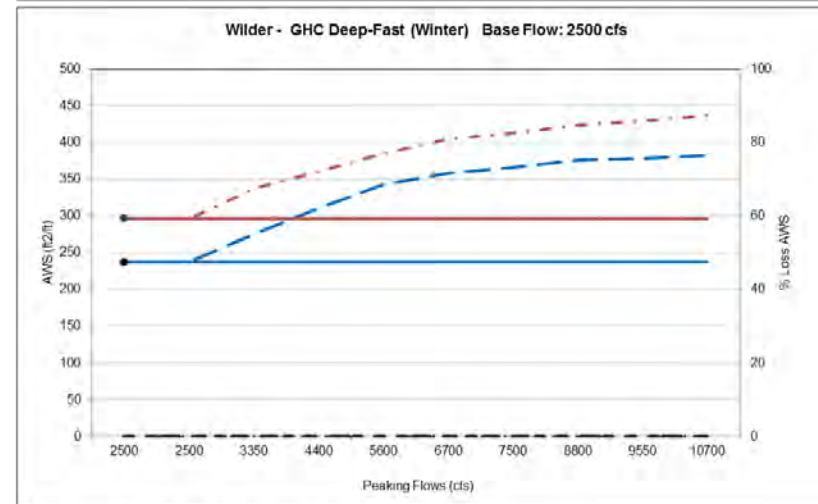
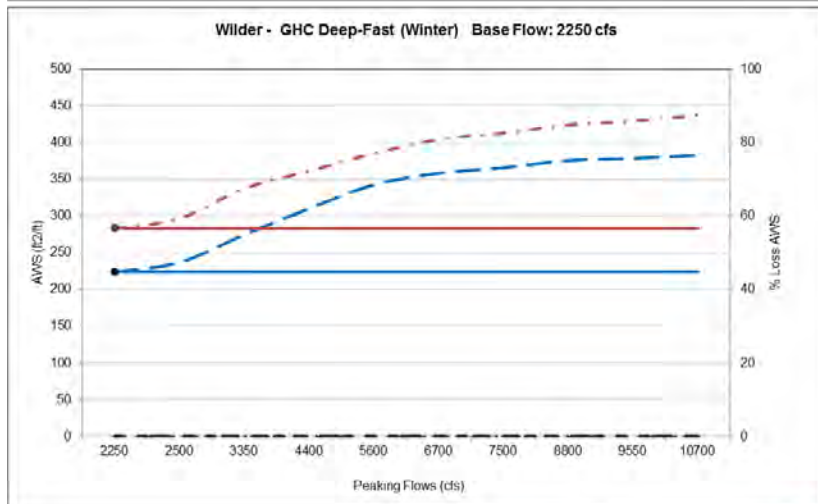
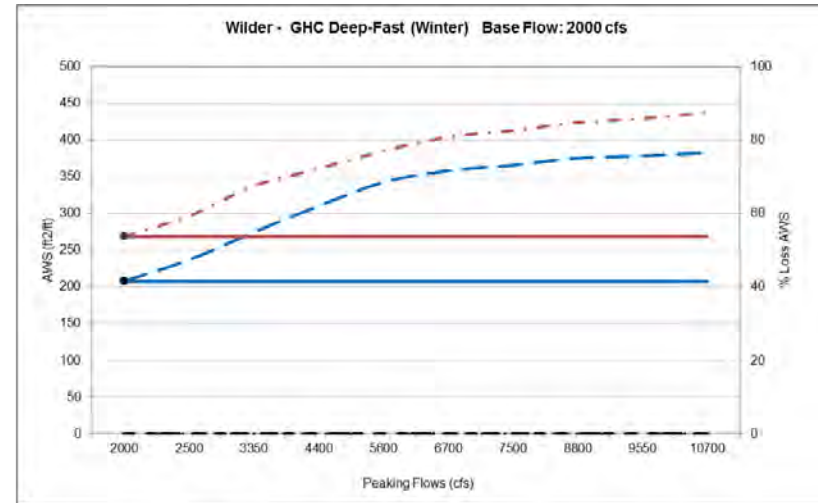
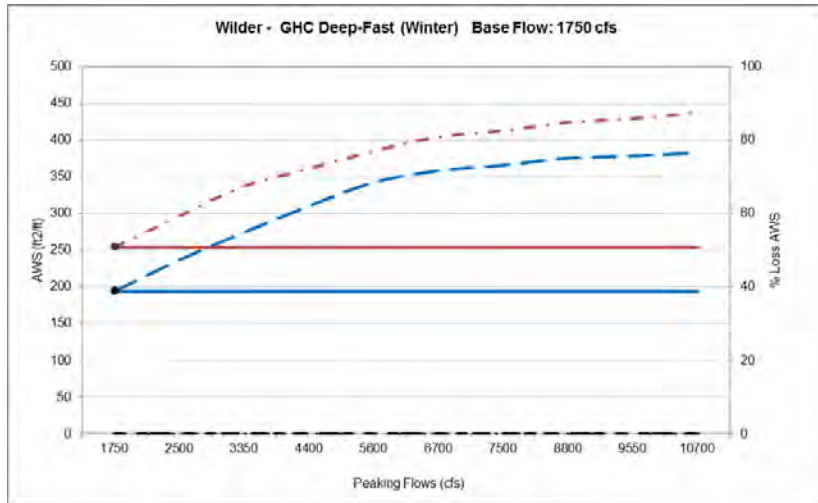


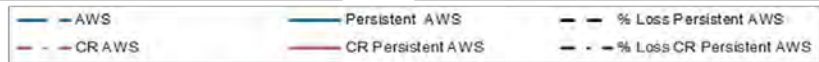
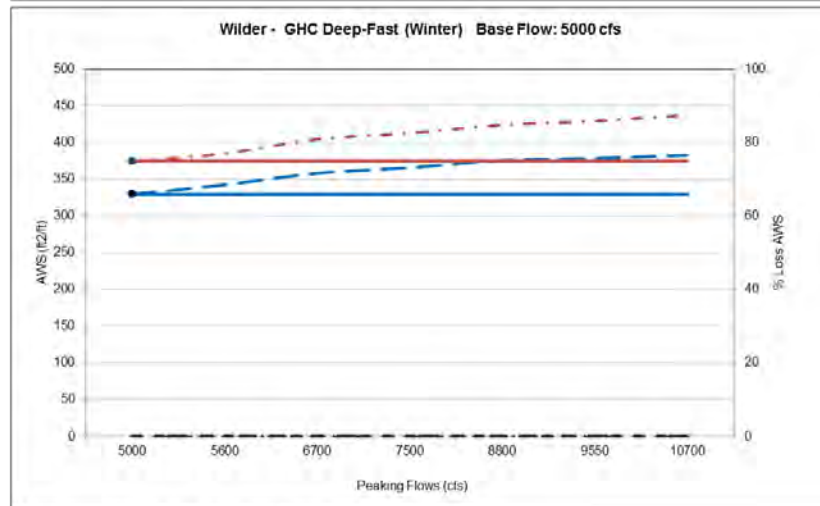
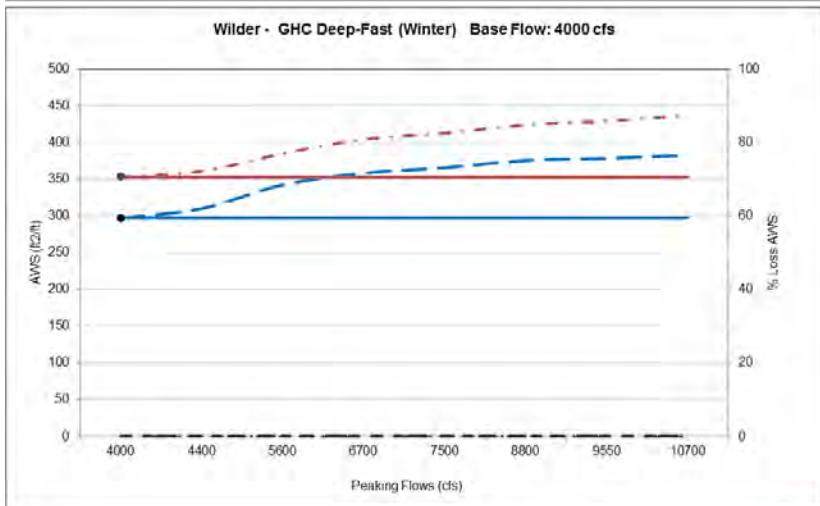
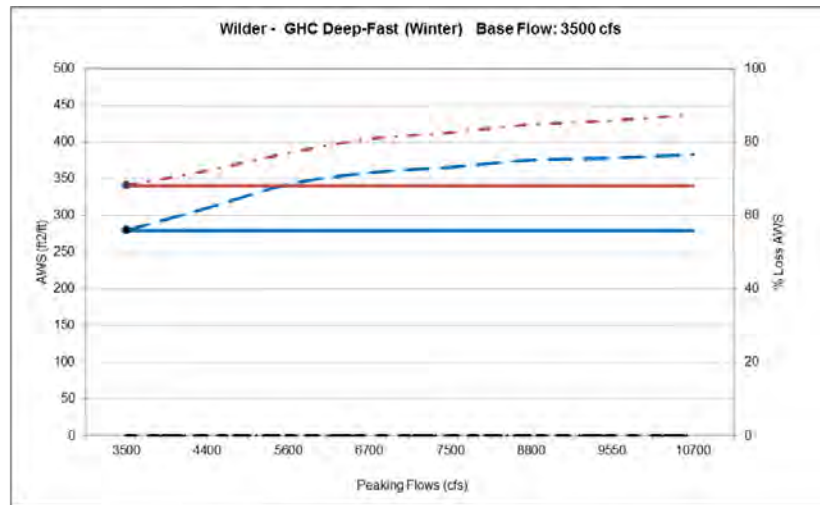


Wilder and Wilder CR GHC Deep-Fast persistent habitat (Winter).

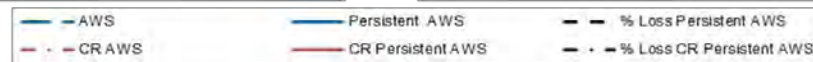
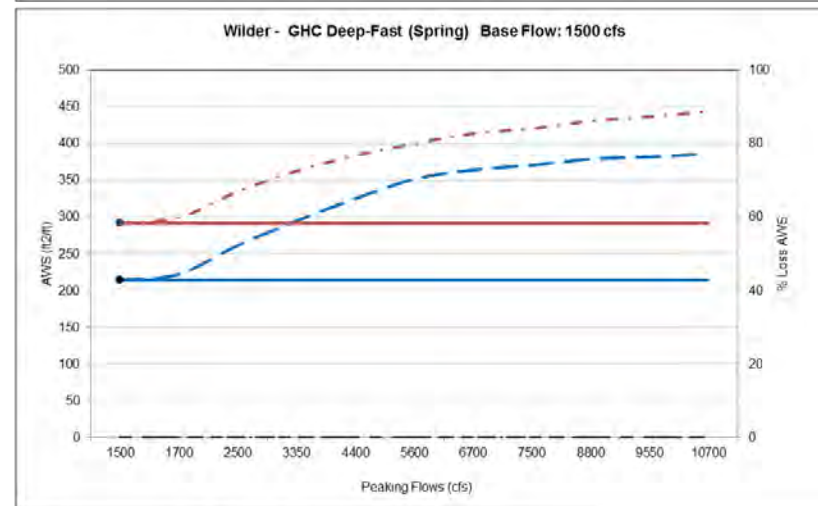
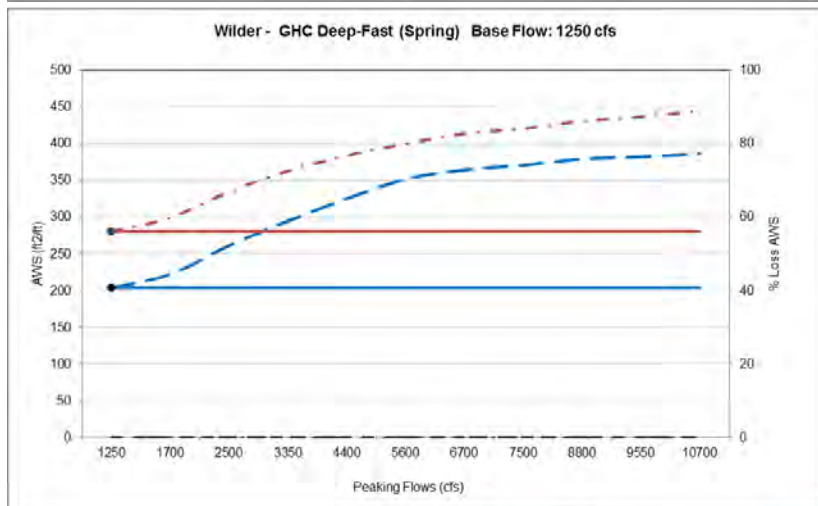
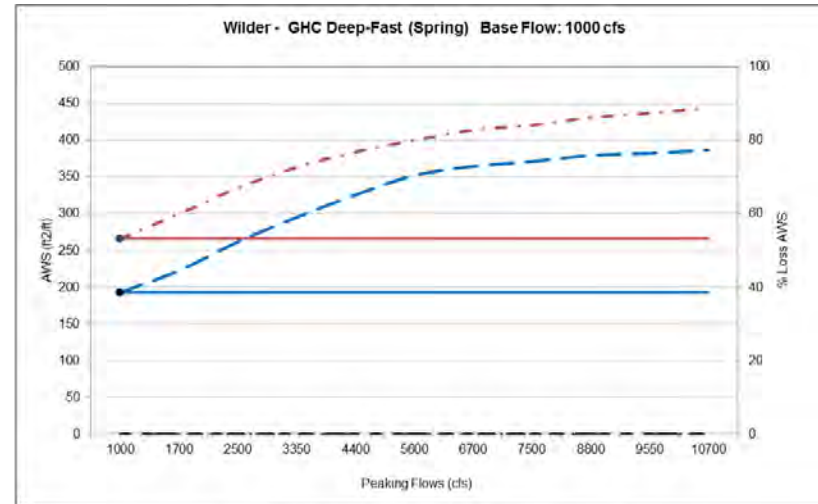
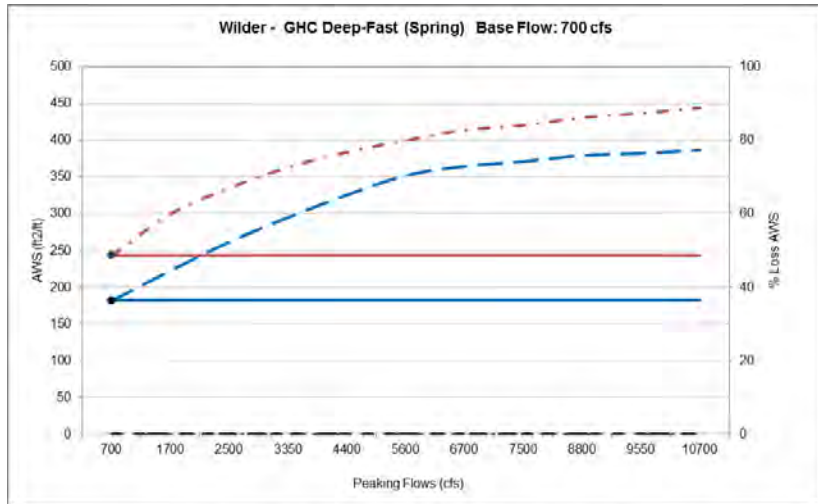


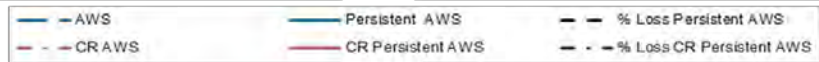
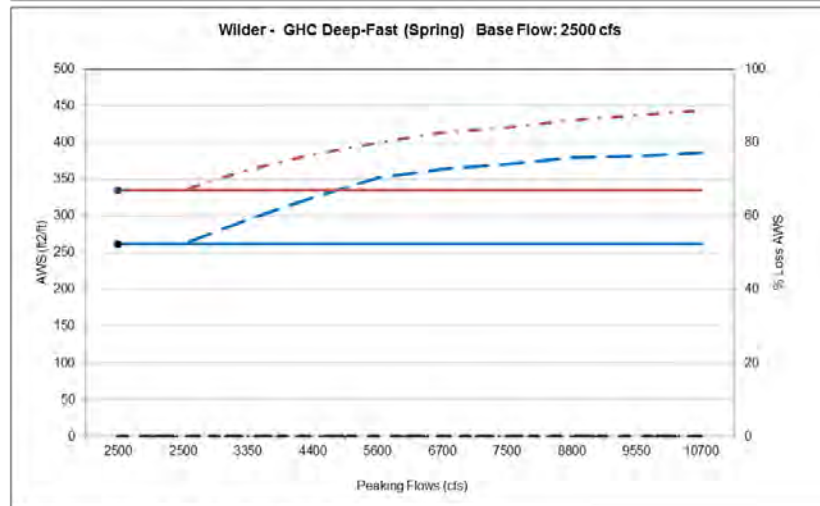
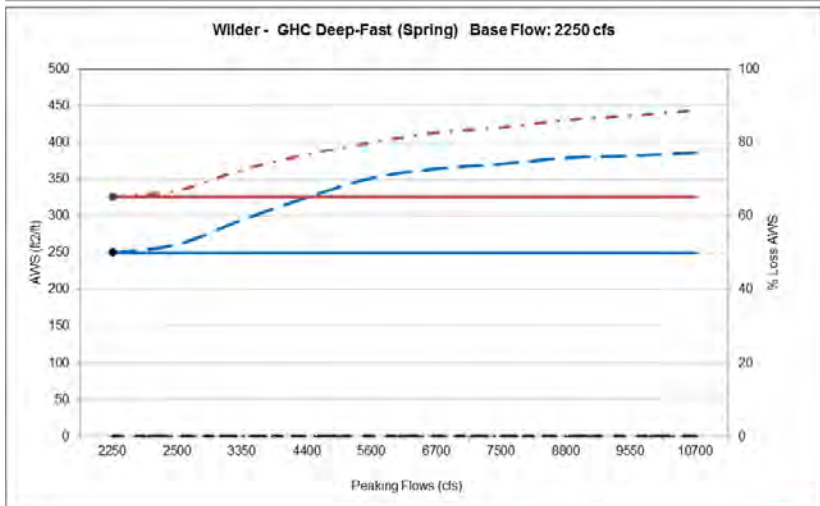
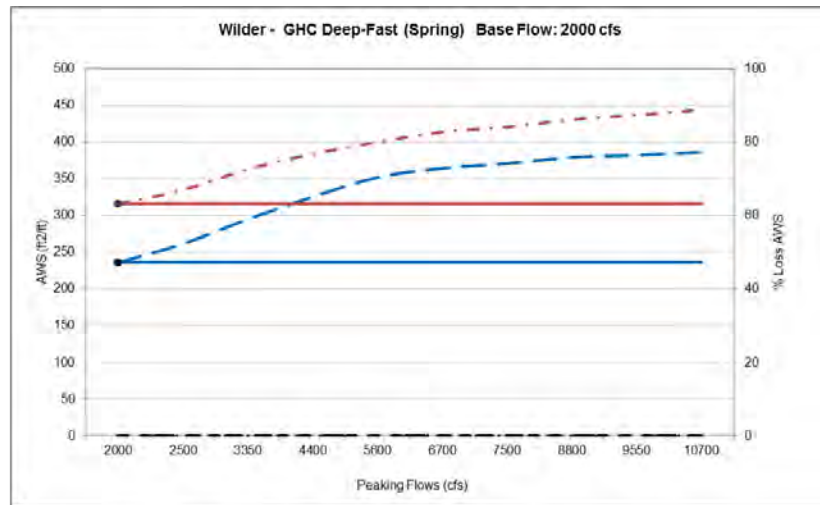
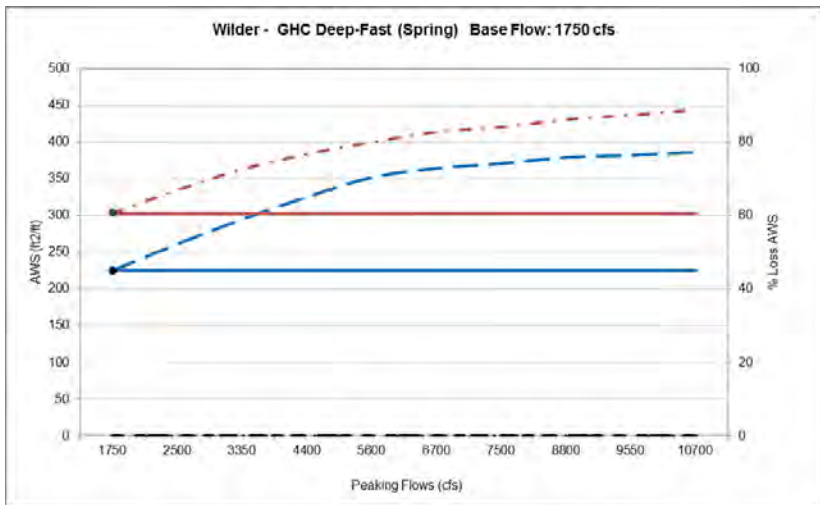


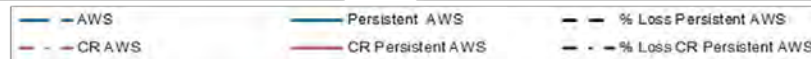
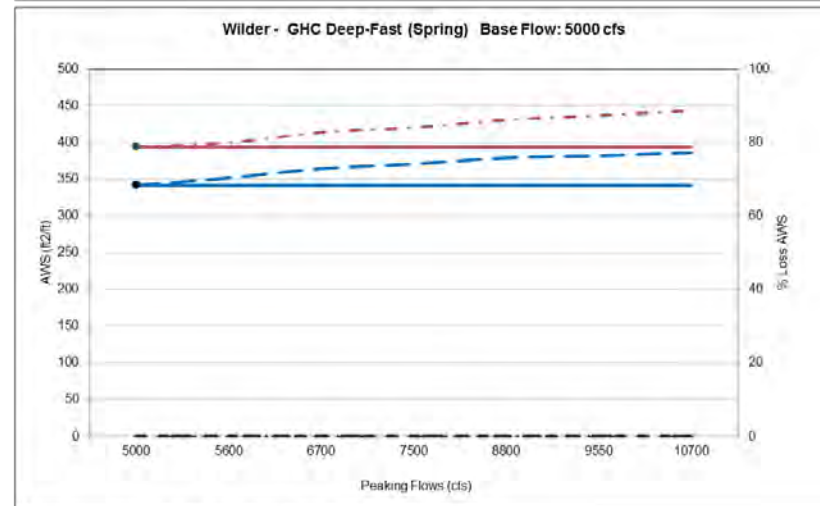
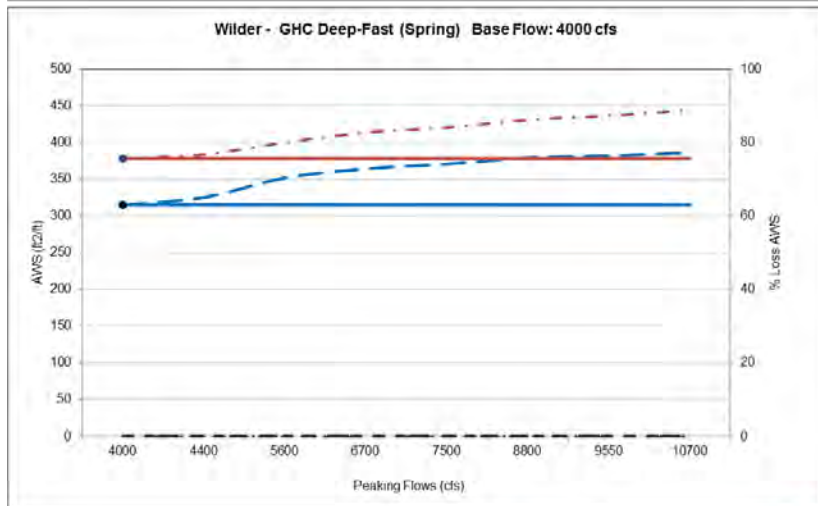
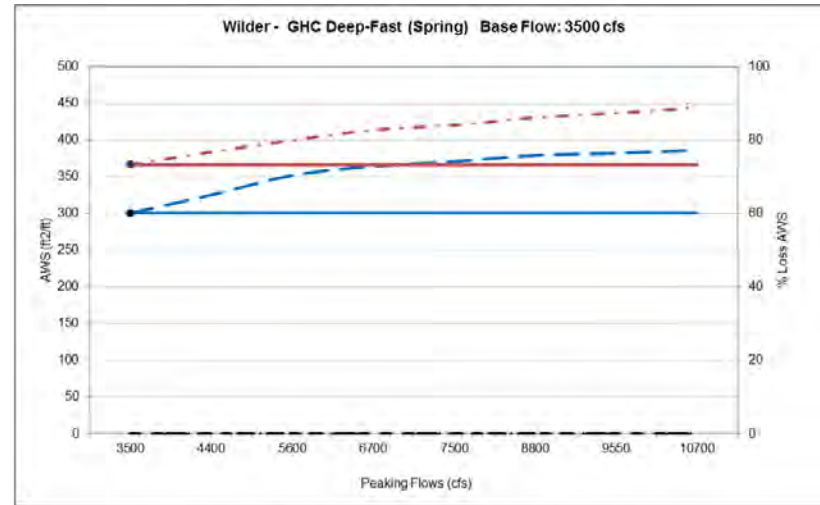
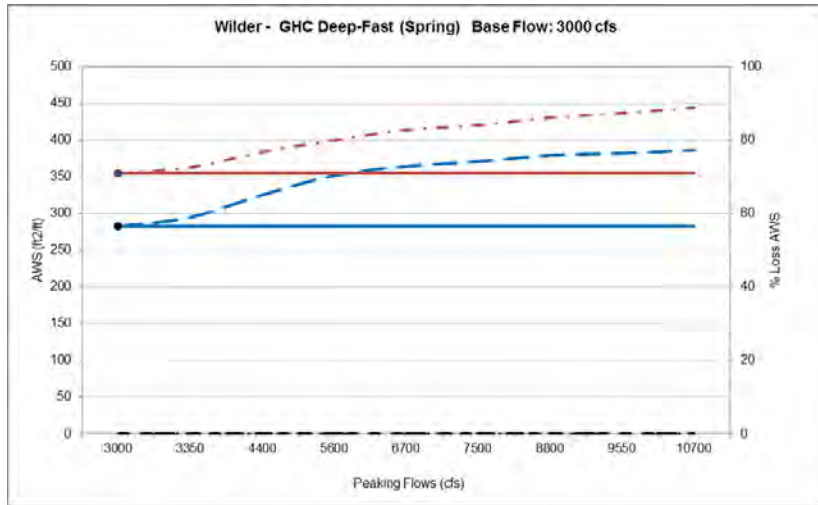




Wilder and Wilder CR GHC Deep-Fast persistent habitat (Spring).

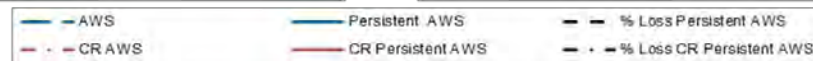
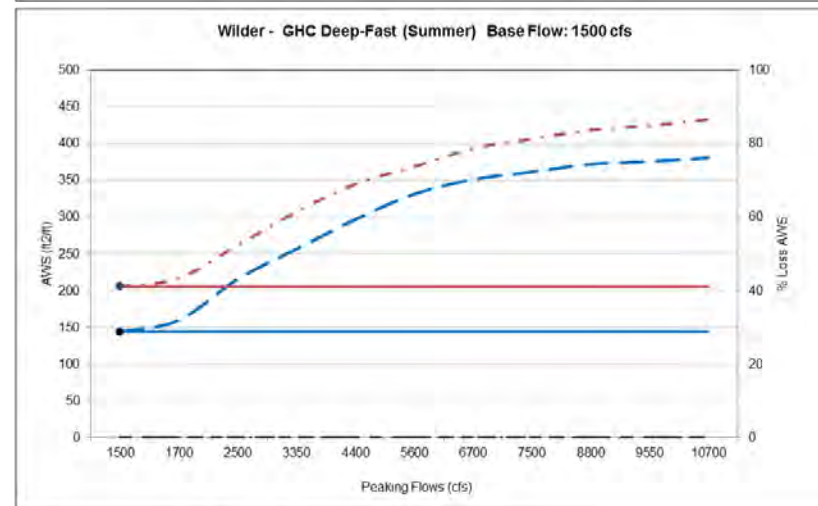
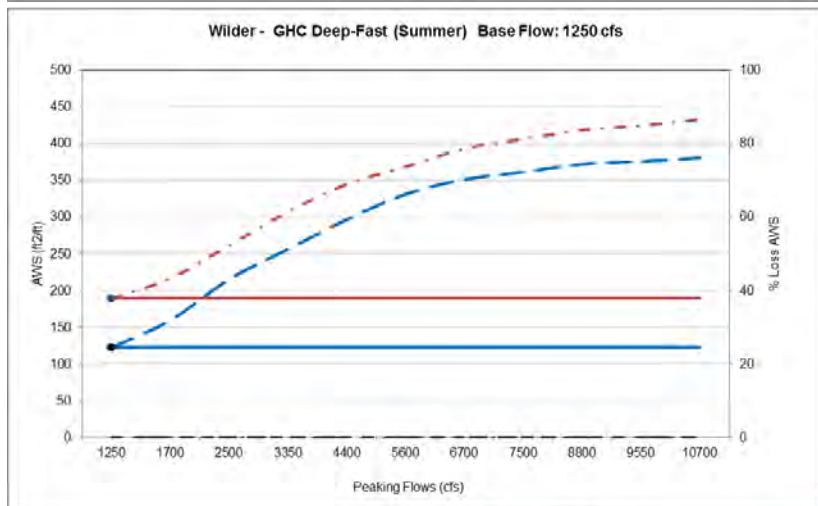
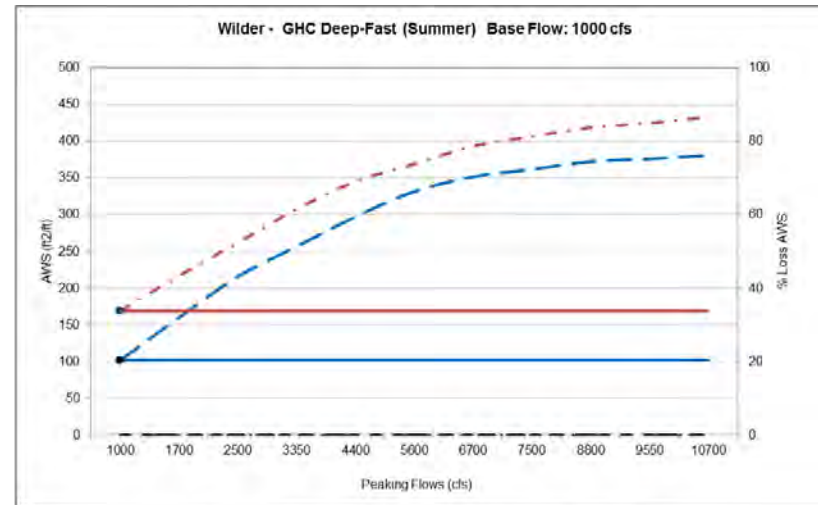
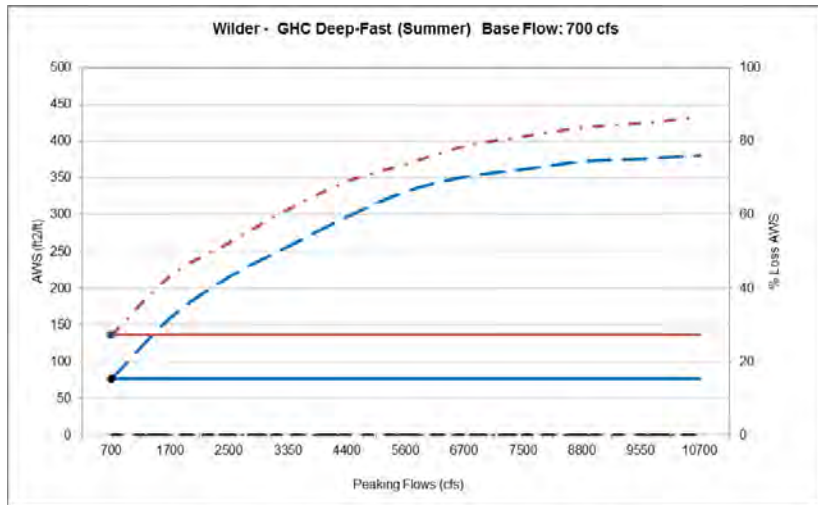


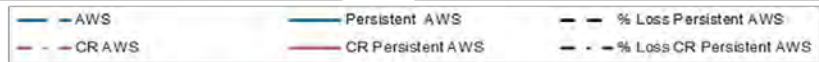
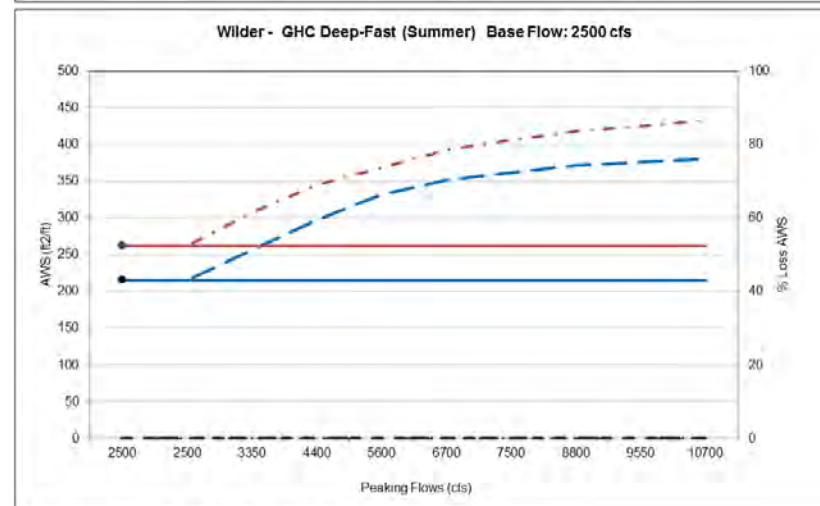
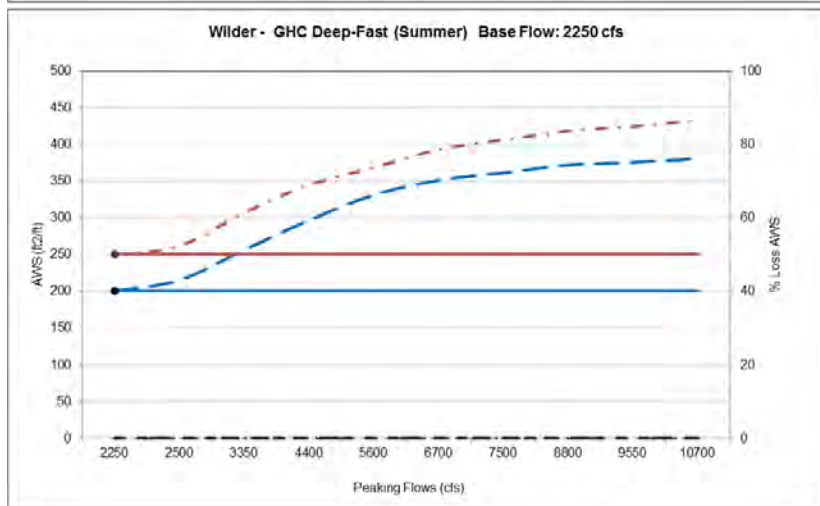
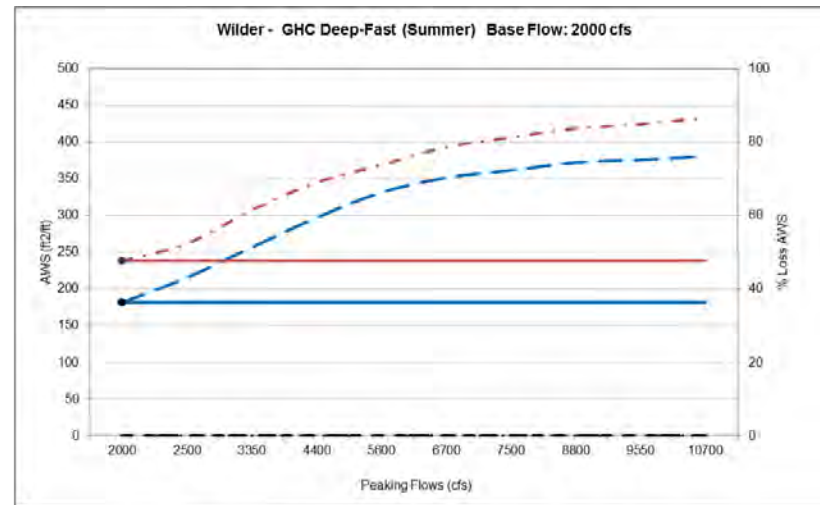
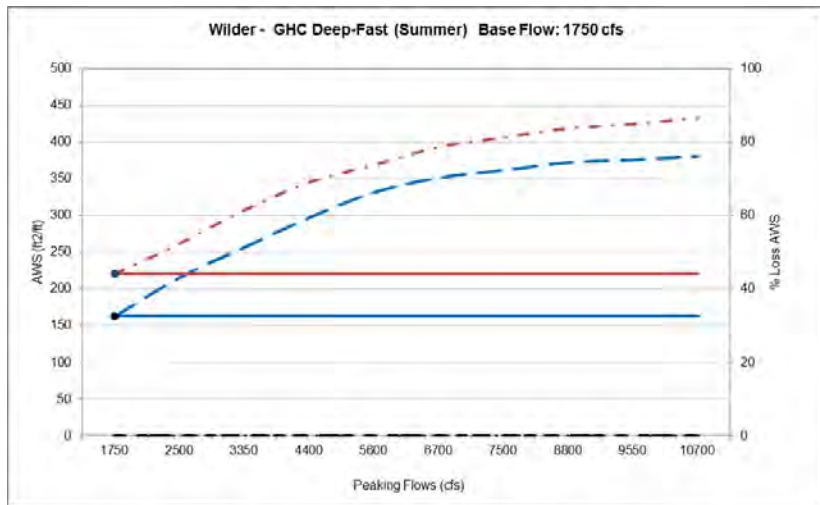


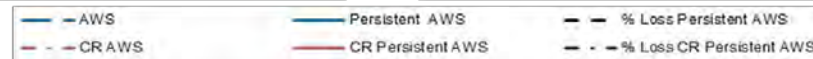
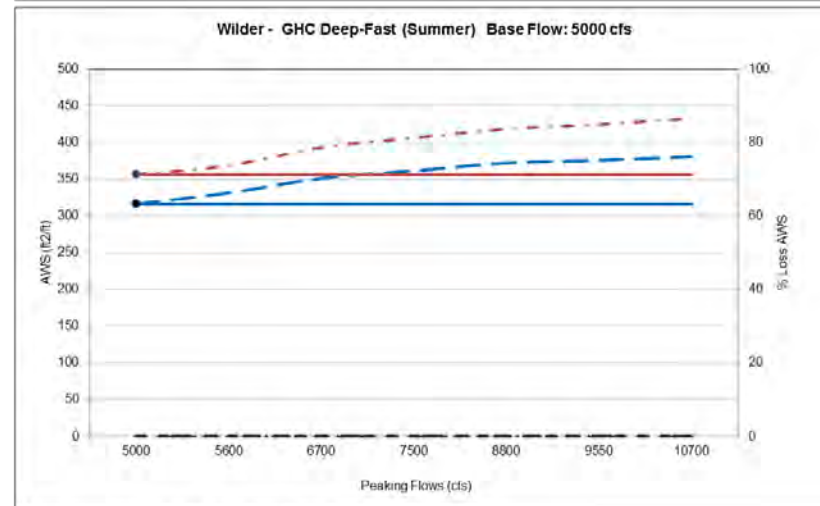
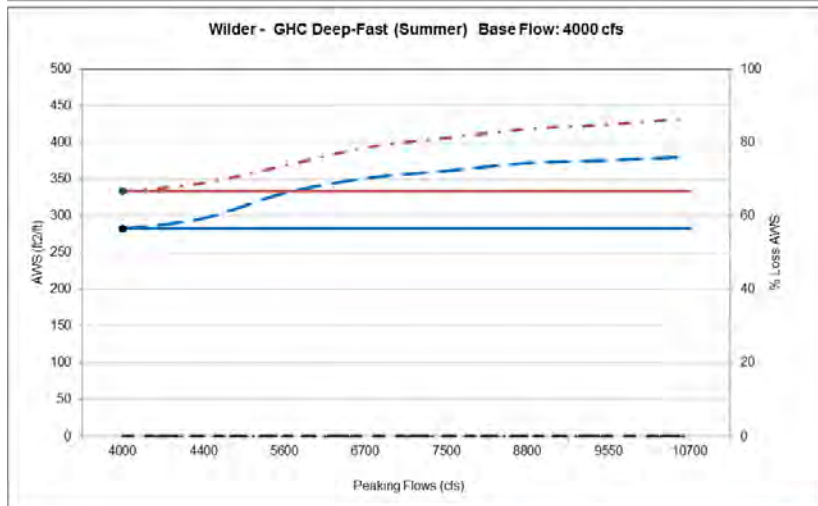
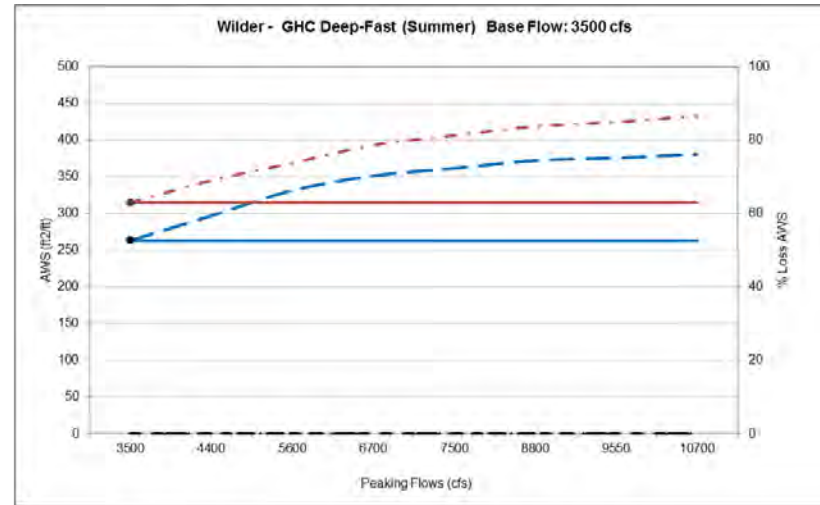
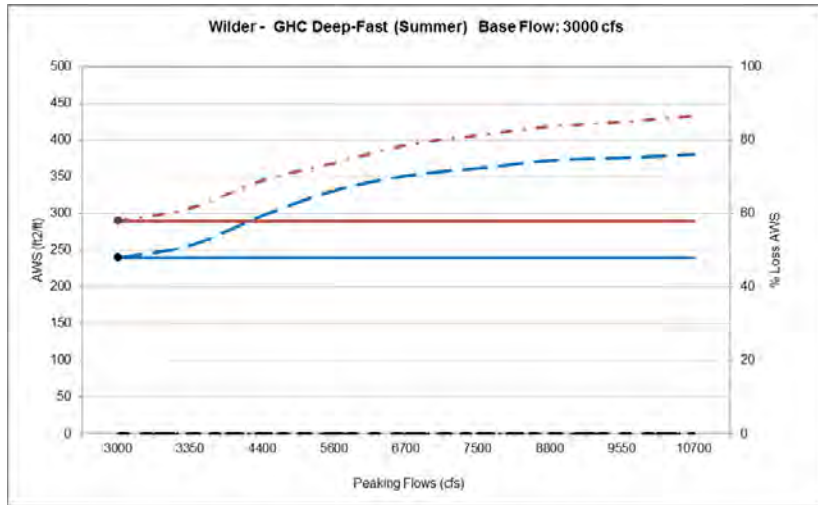




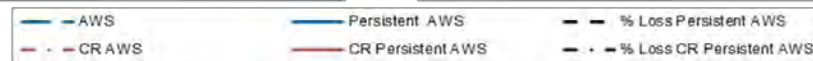
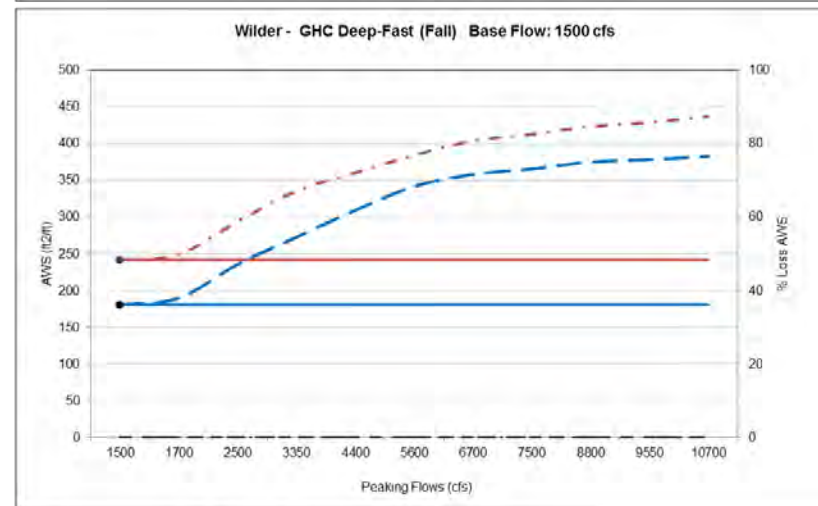
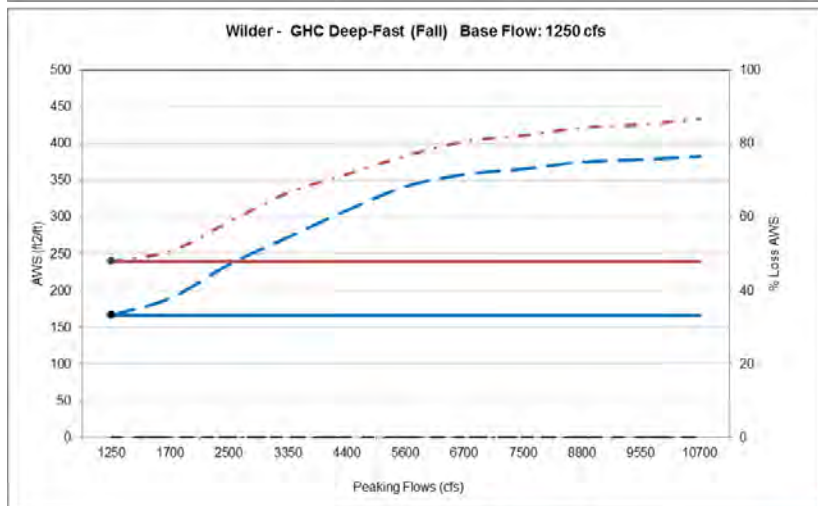
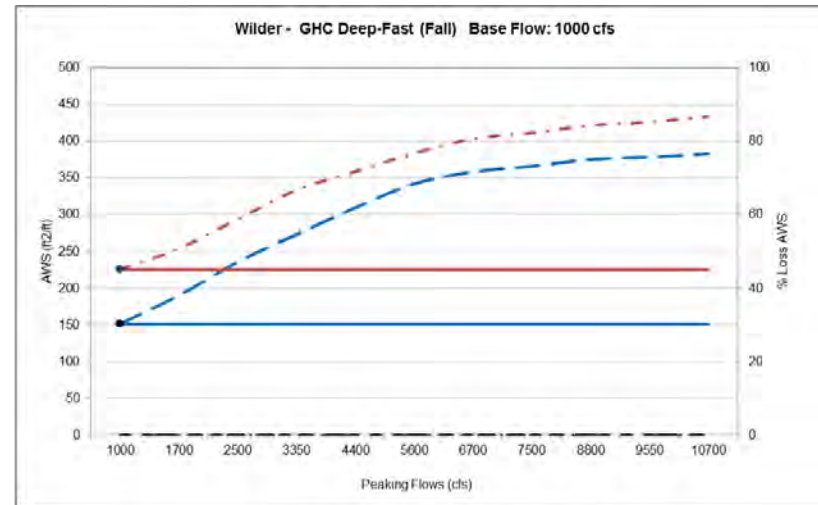
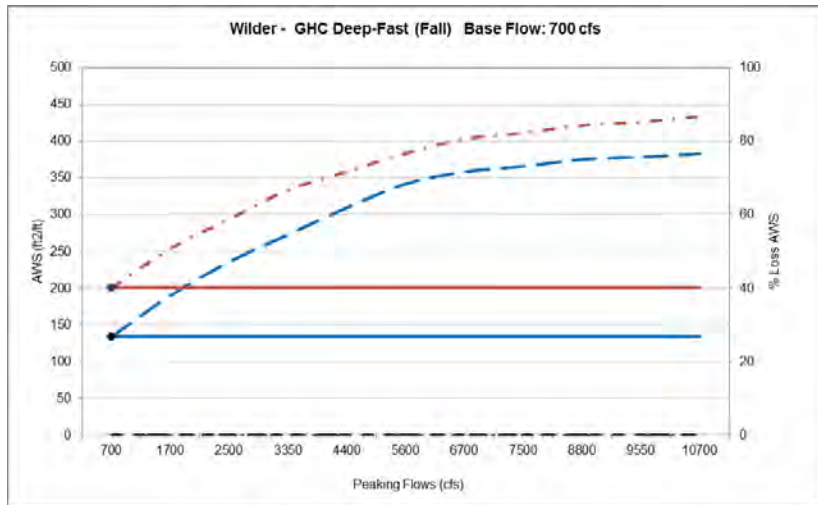
Wilder and Wilder CR GHC Deep-Fast persistent habitat (Summer).

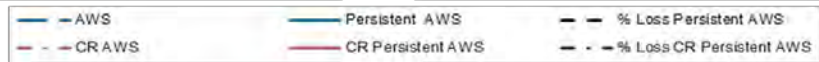
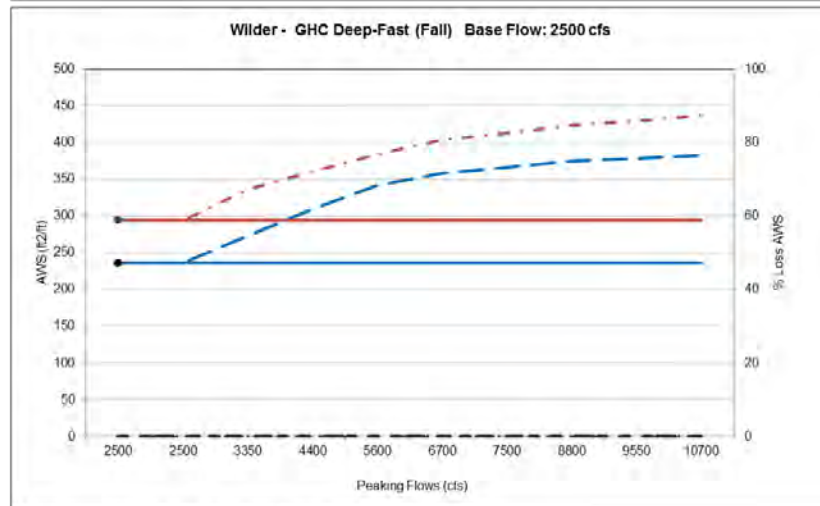
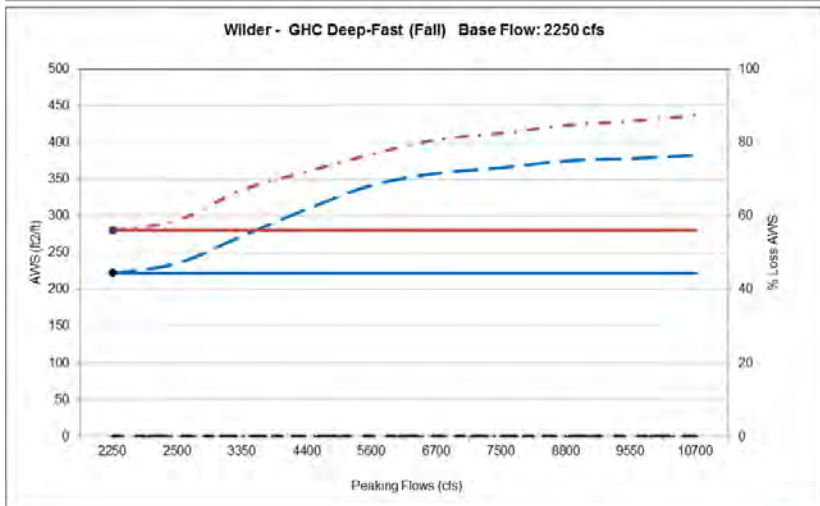
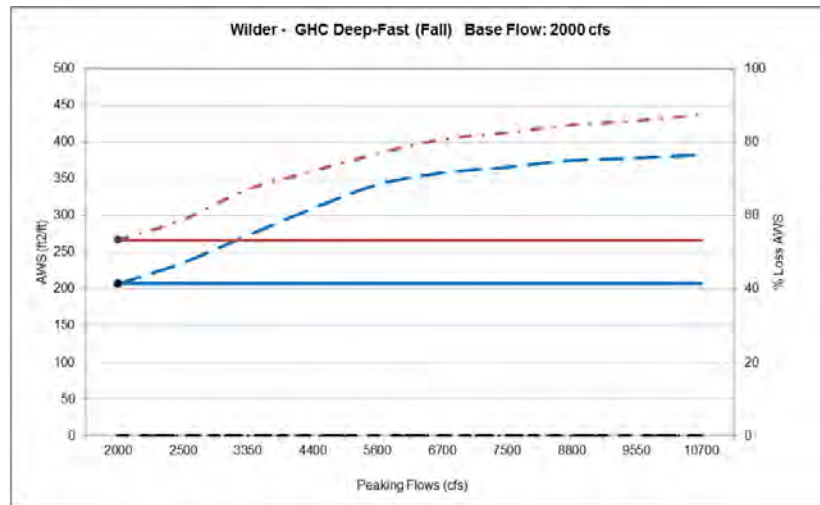
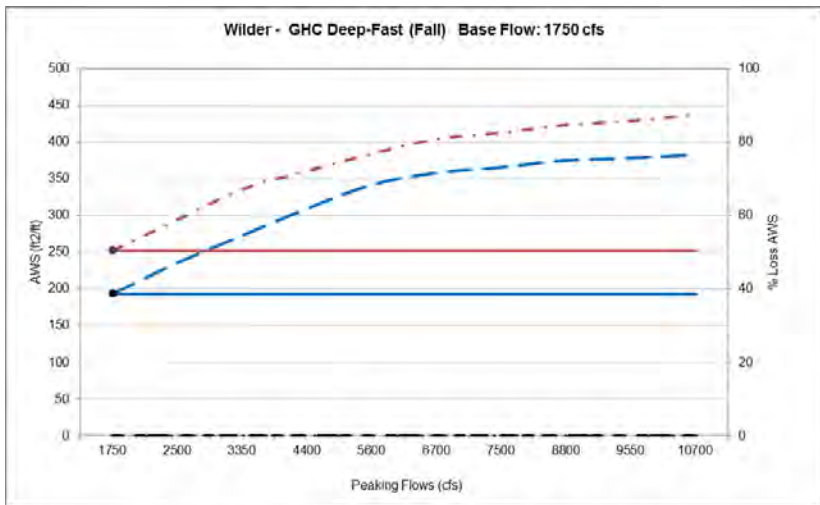




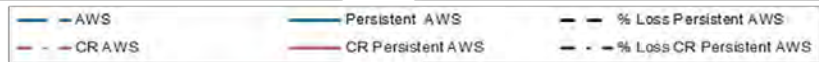
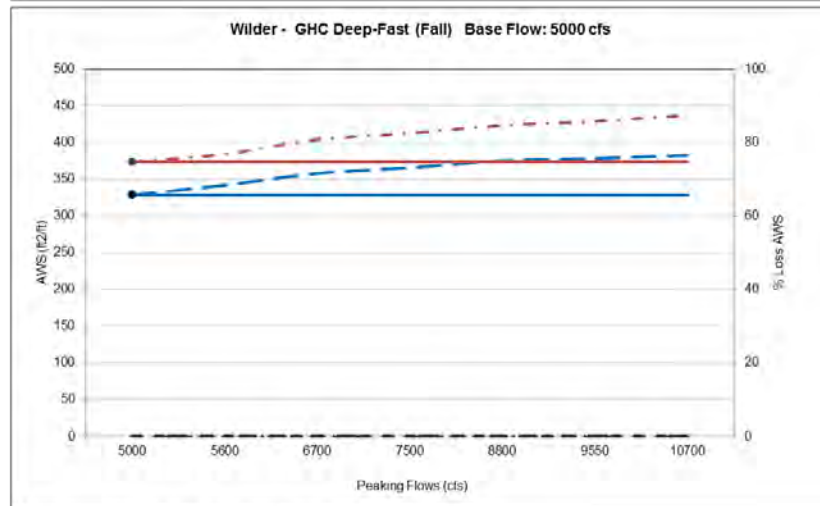
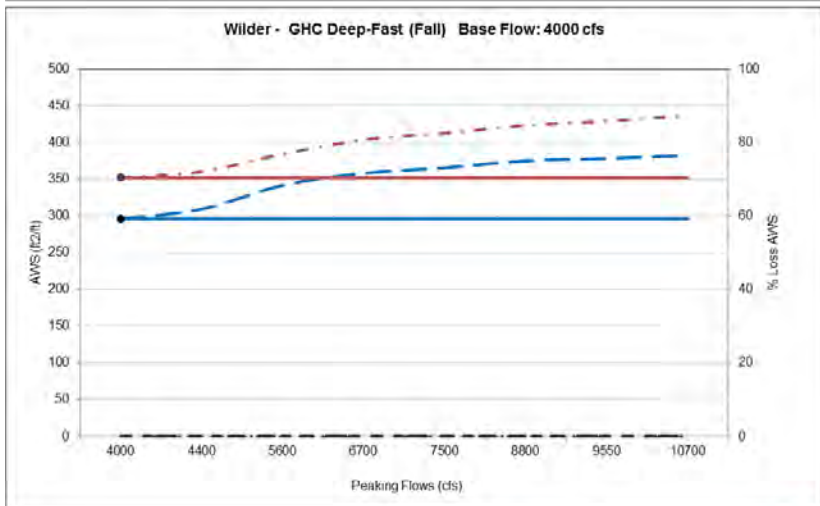
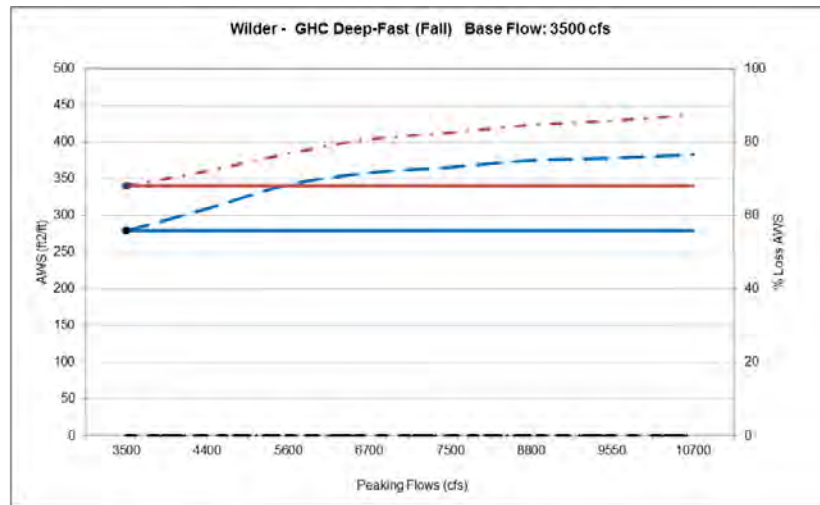
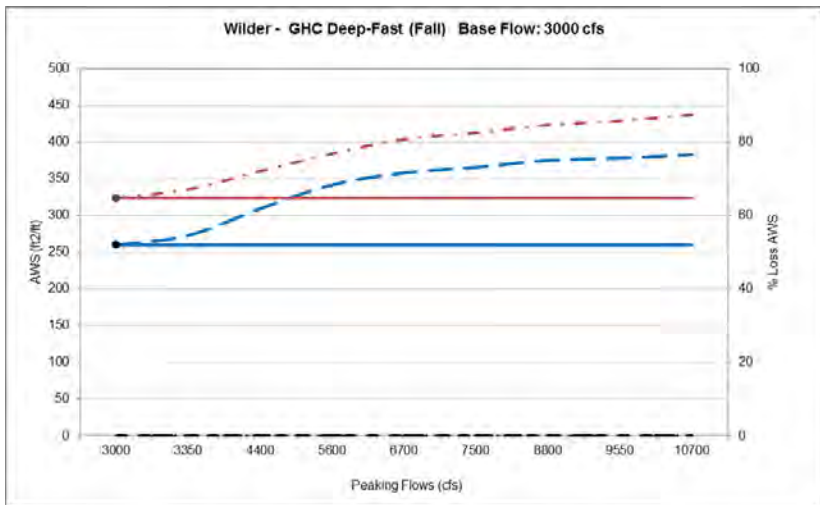


Wilder and Wilder CR GHC Deep-Fast persistent habitat (Fall).

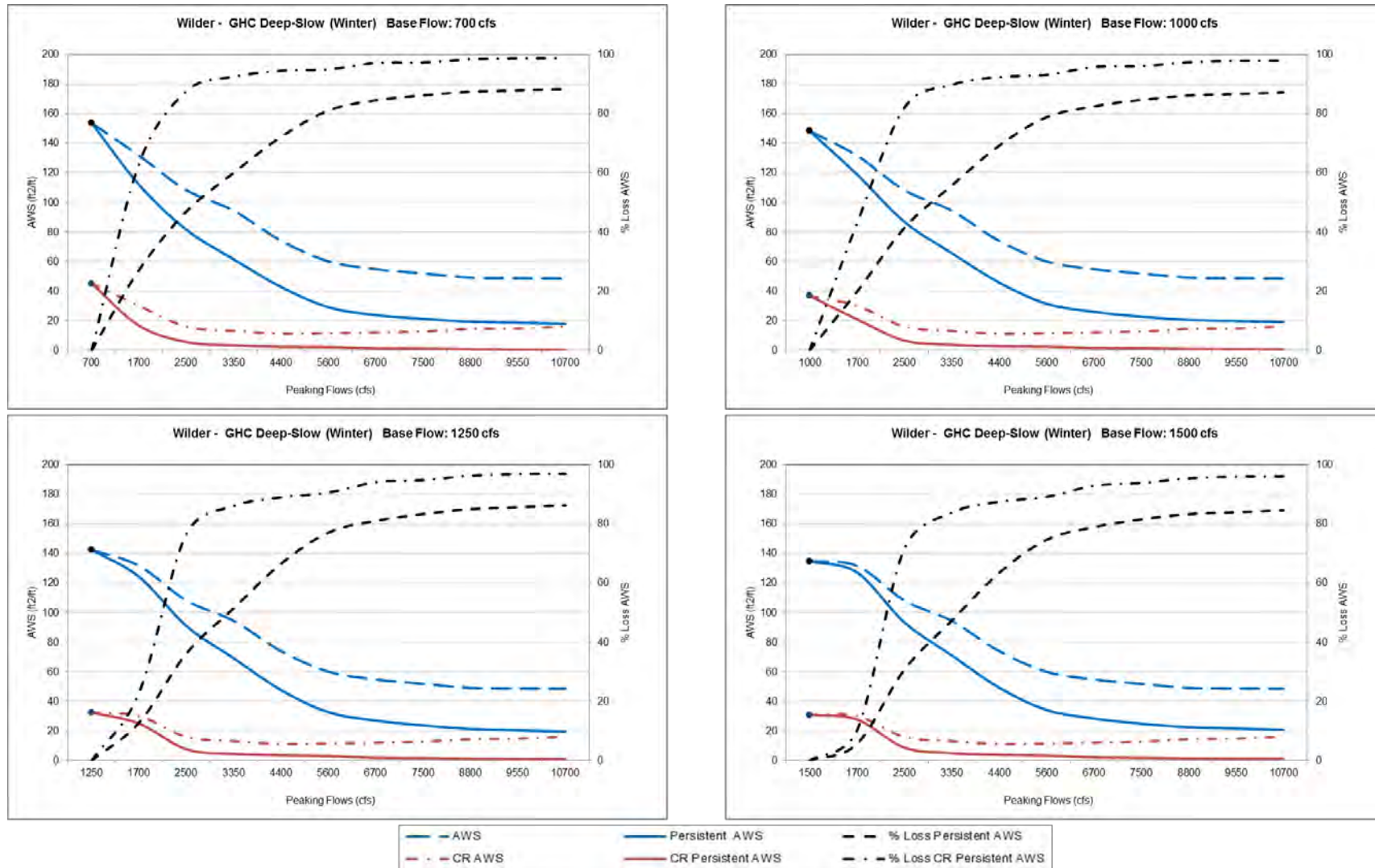


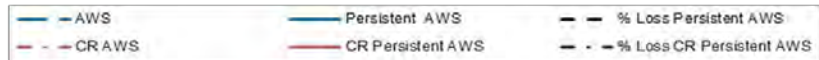
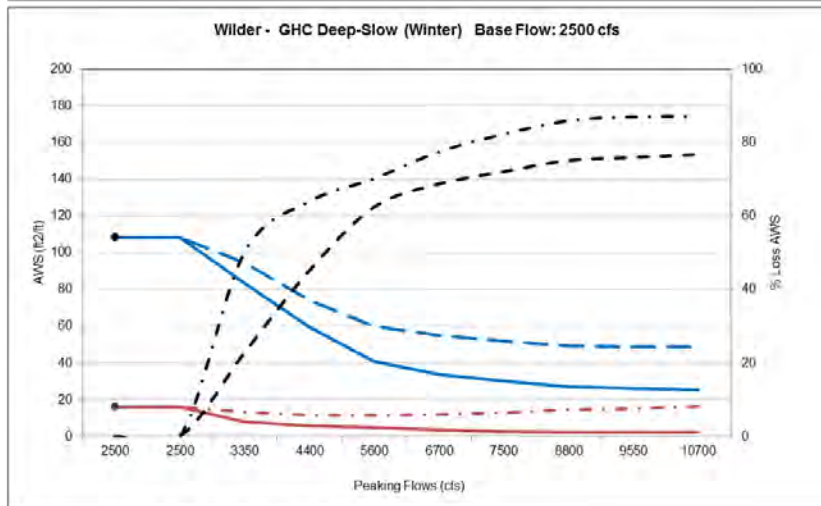
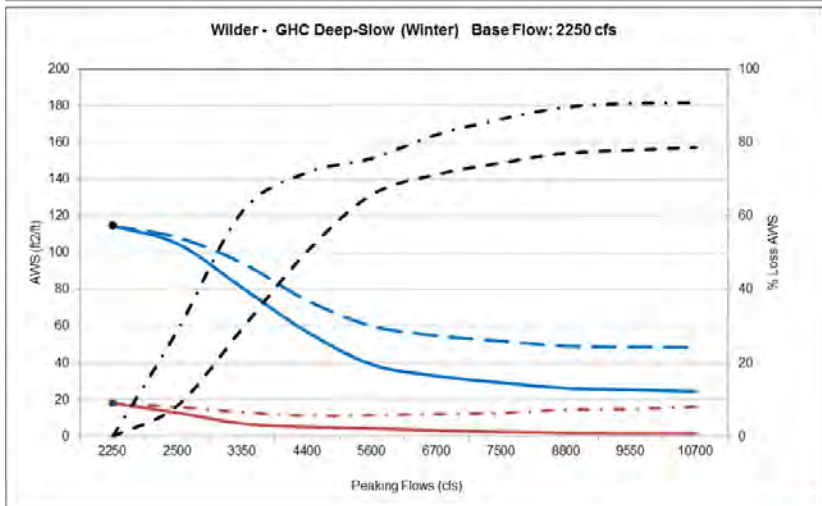
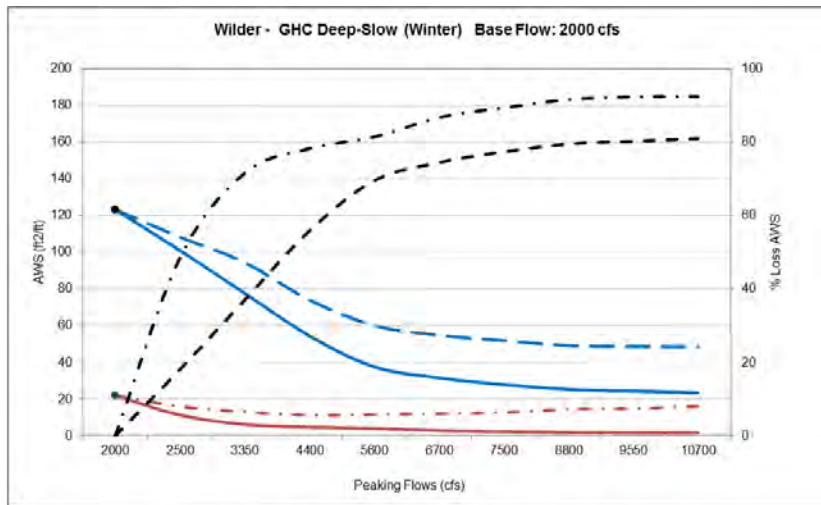
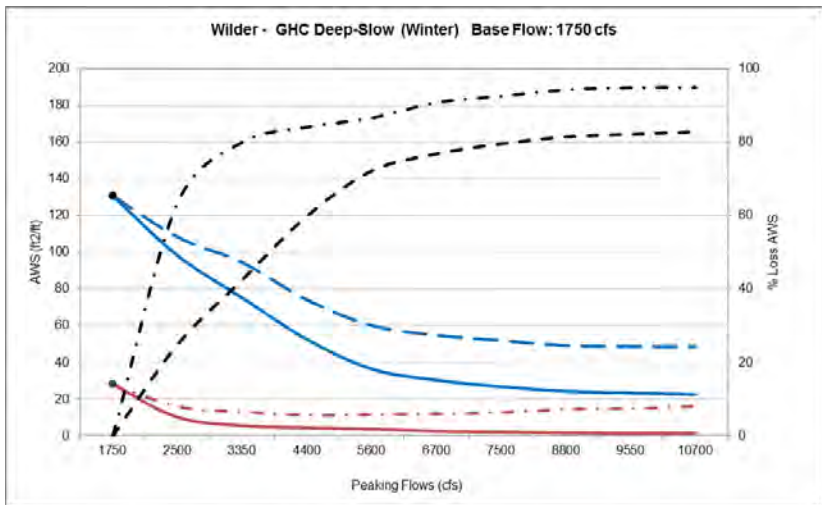


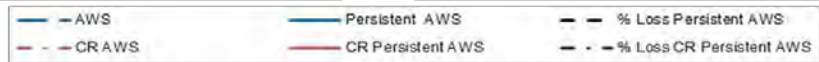
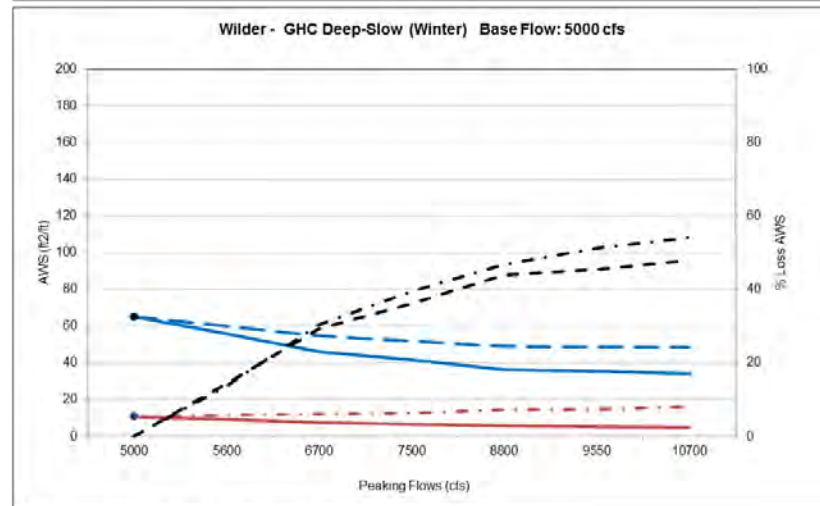
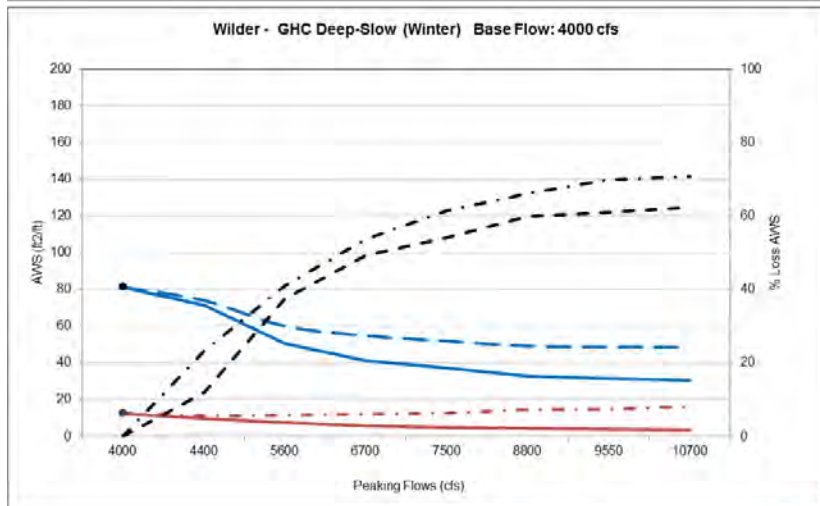
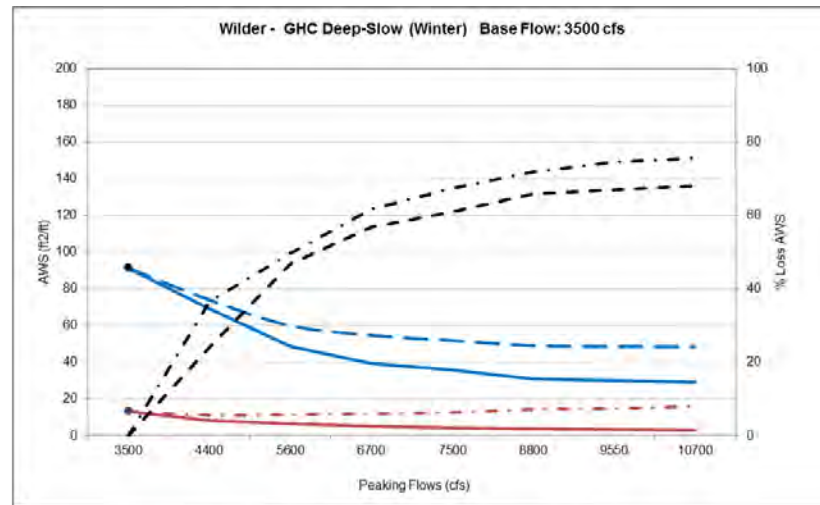
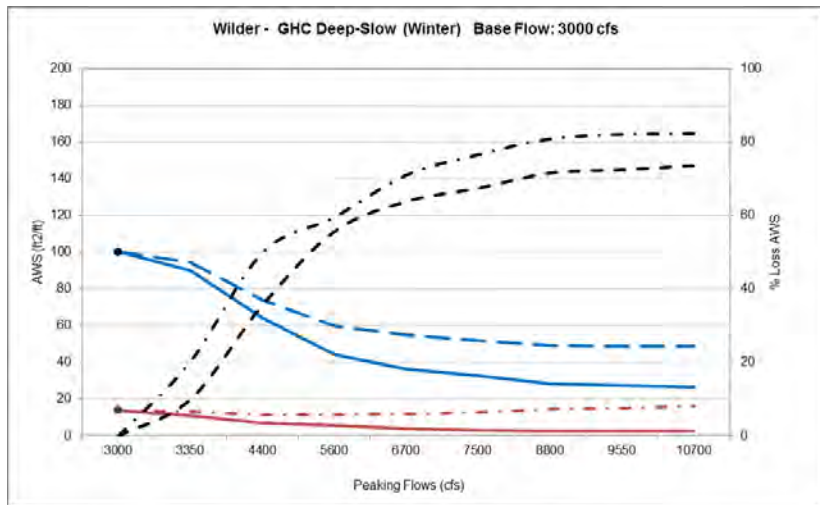




Wilder and Wilder CR GHC Deep-Slow persistent habitat (Winter).

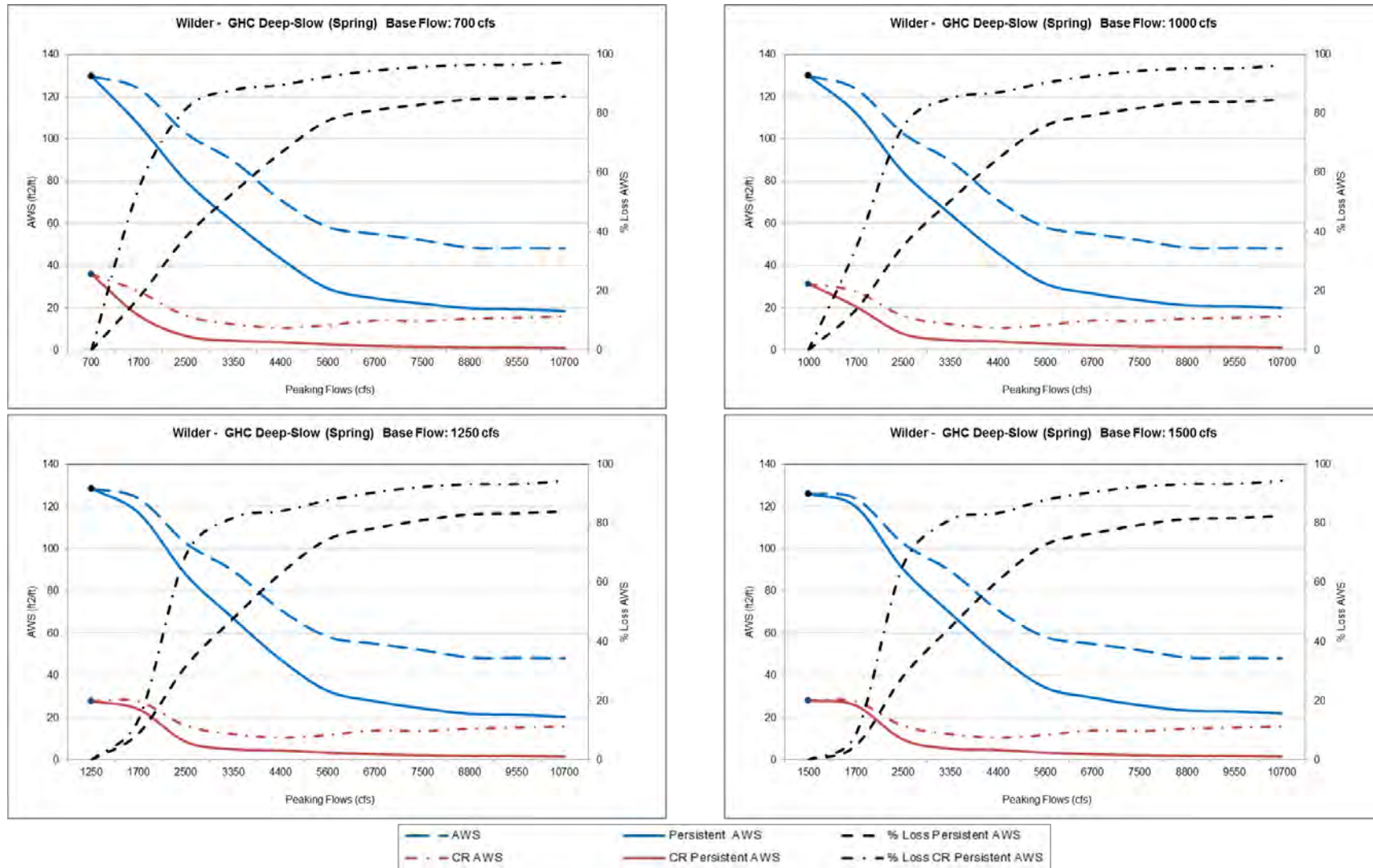




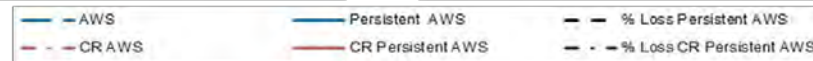
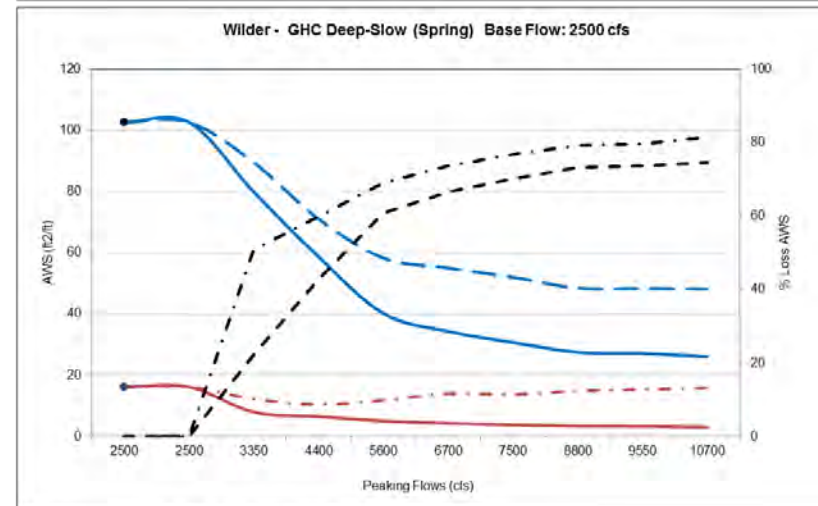
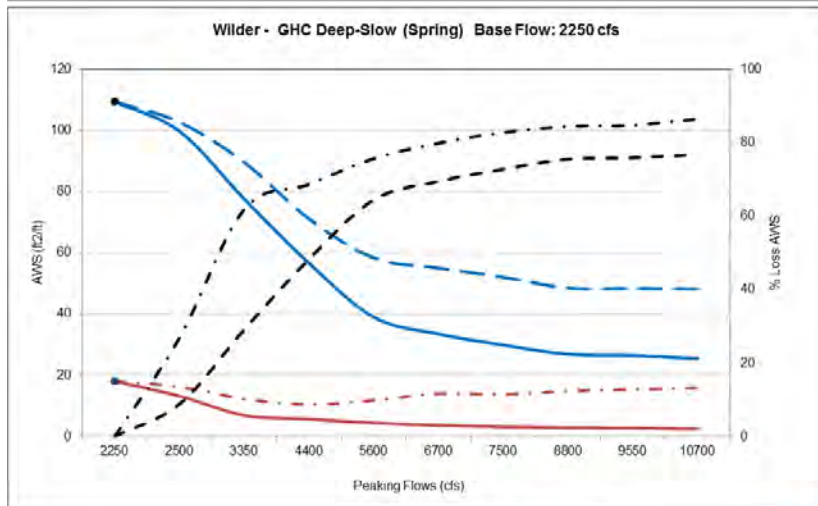
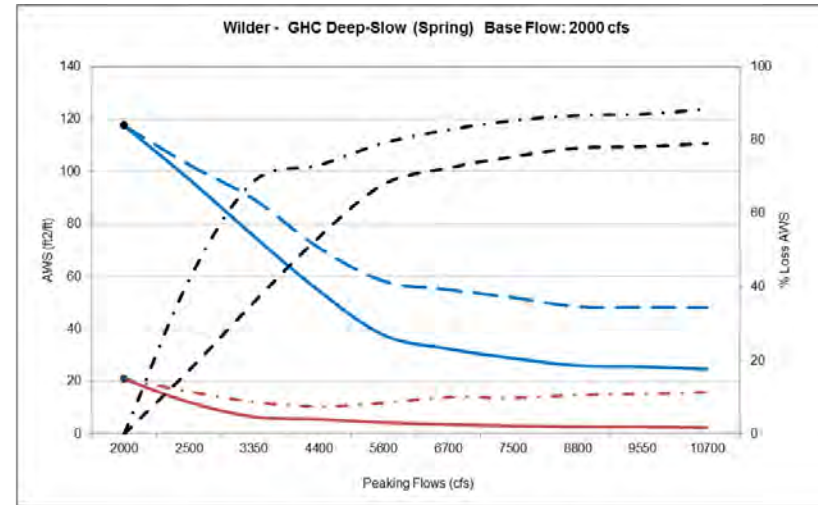
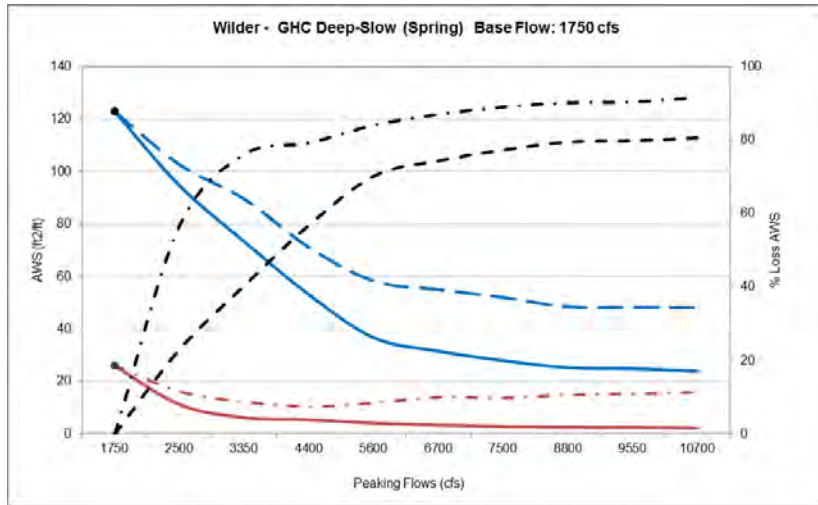


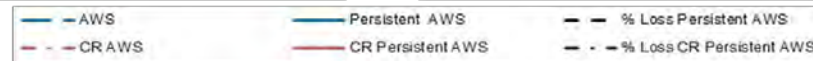
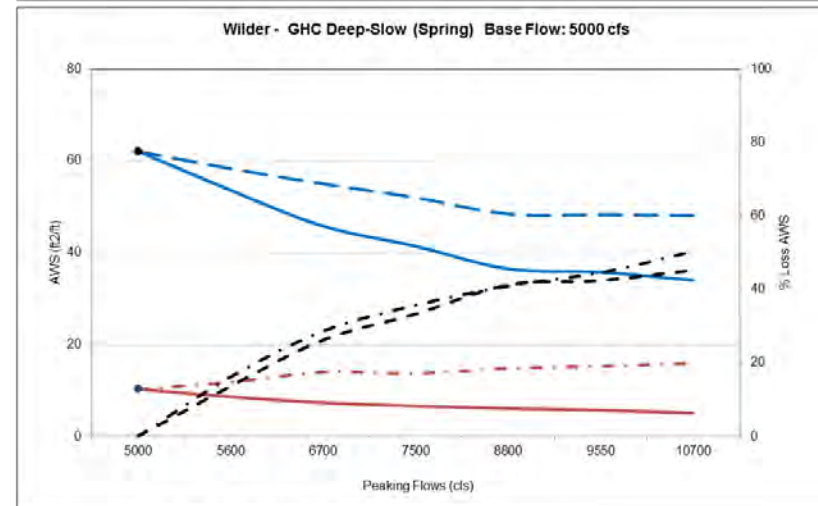
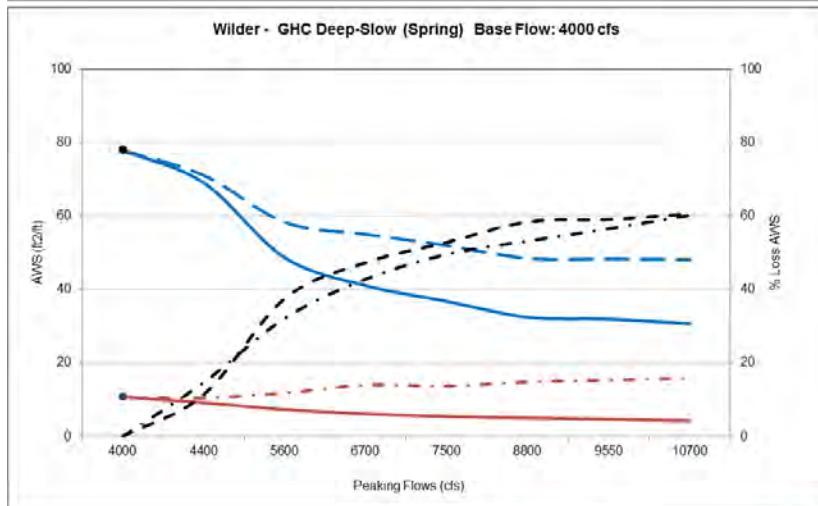
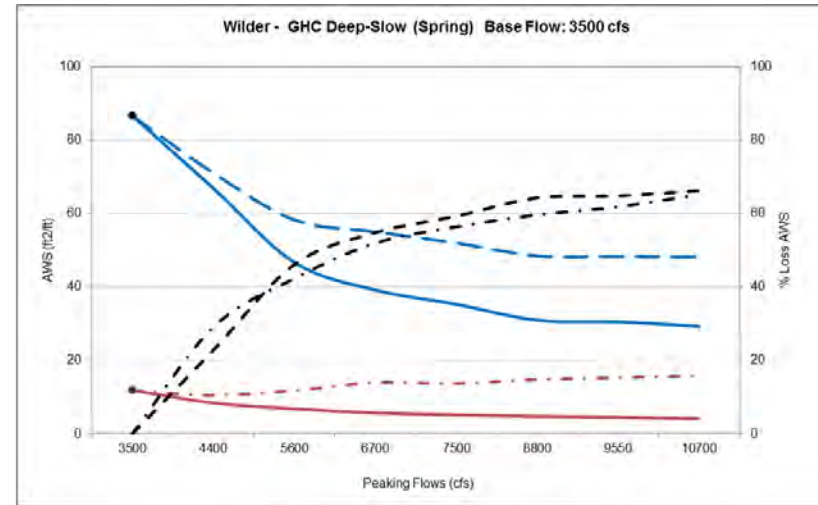
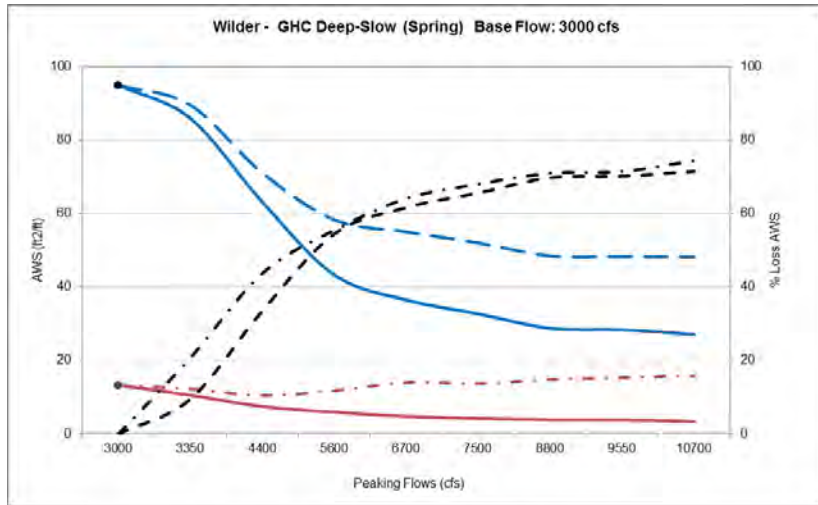


Wilder and Wilder CR GHC Deep-Slow persistent habitat (Spring).

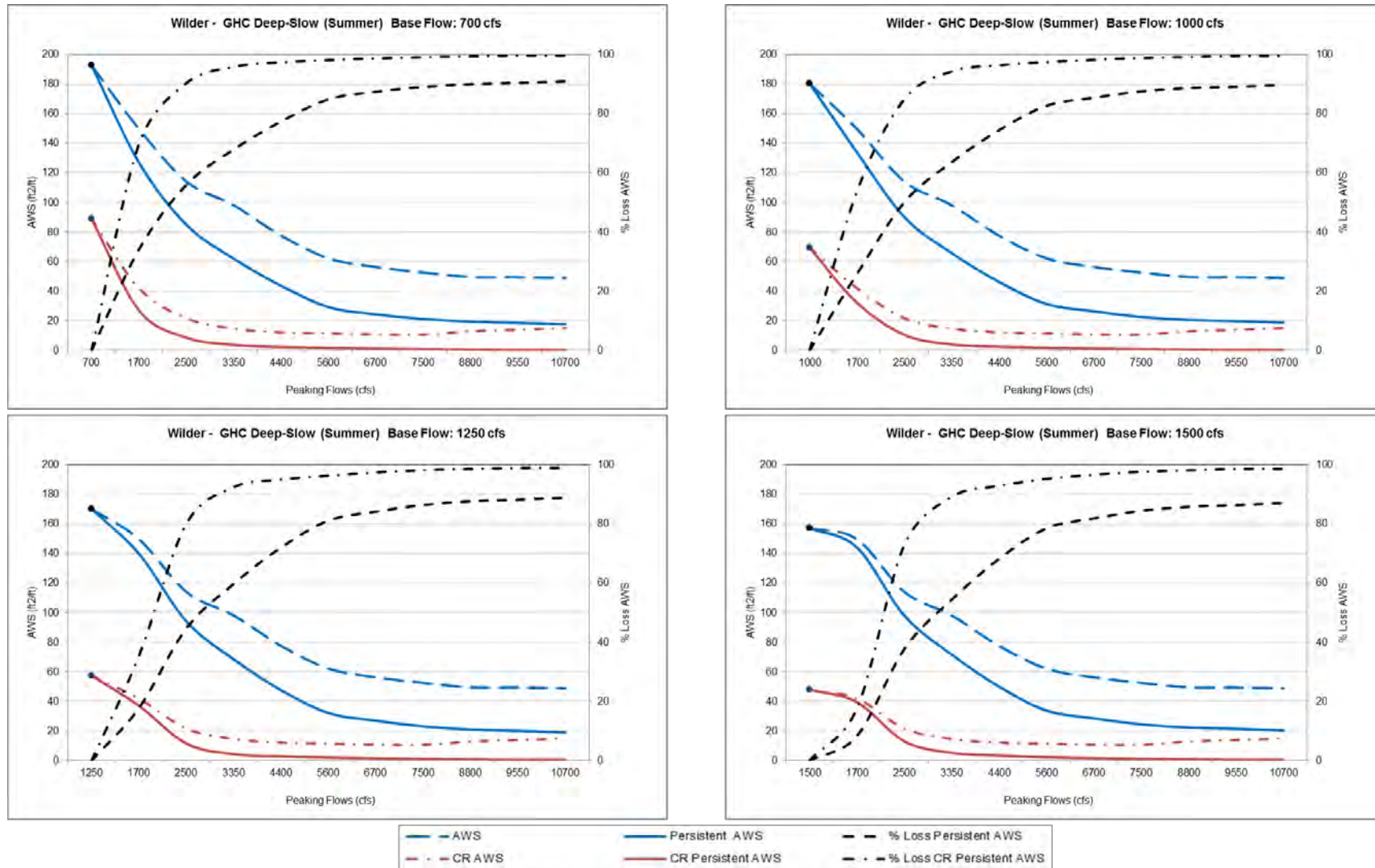




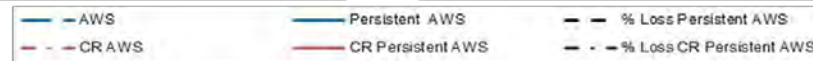
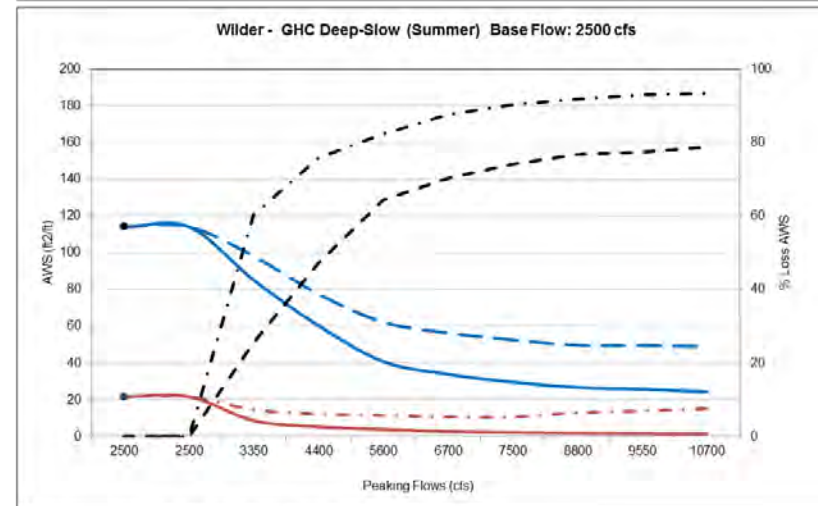
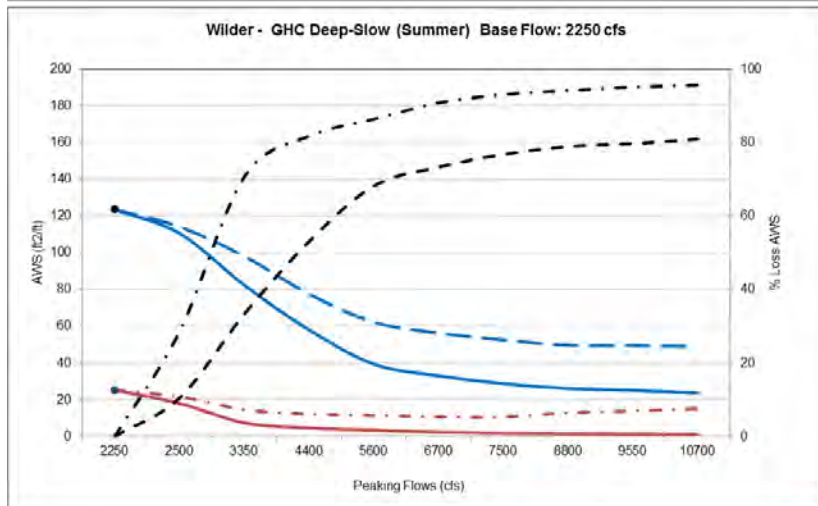
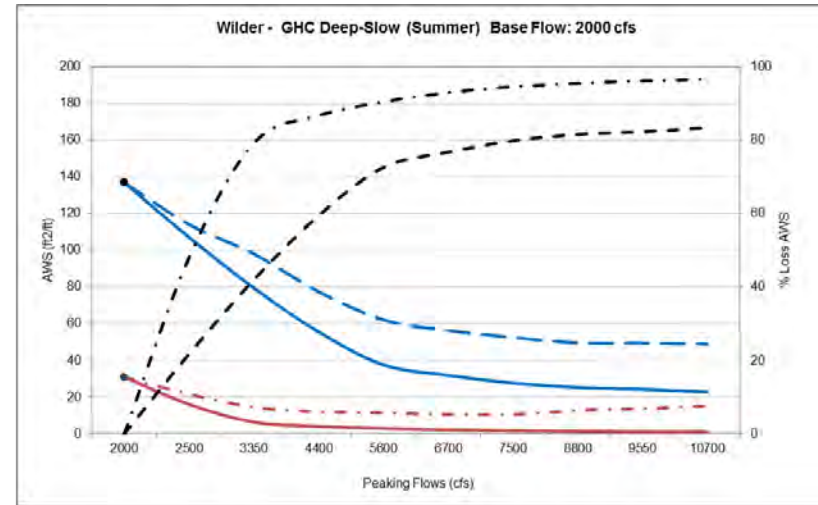
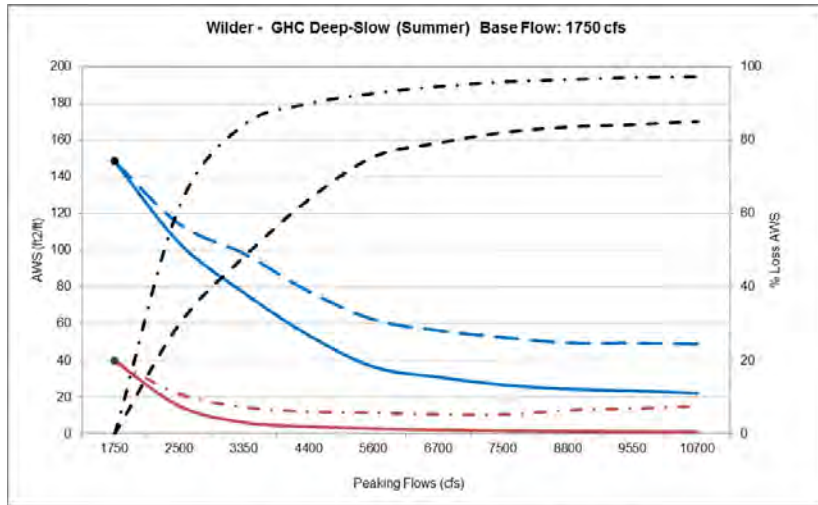


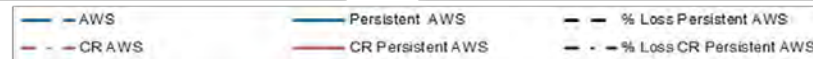
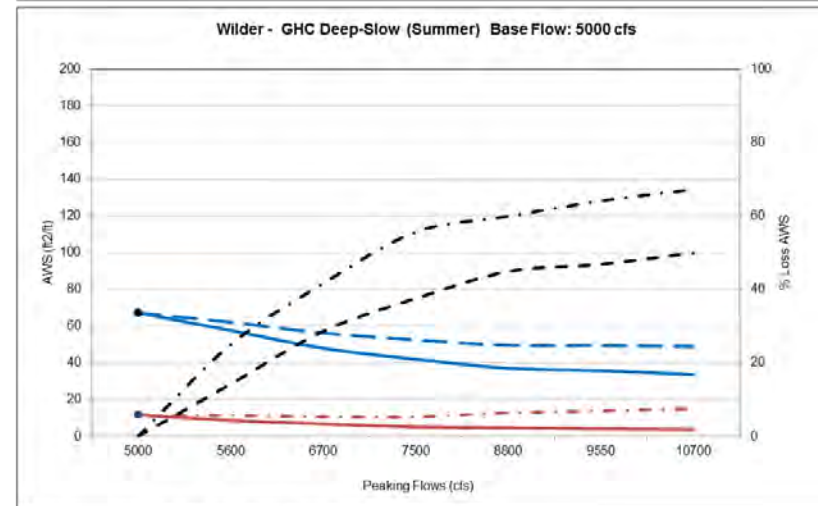
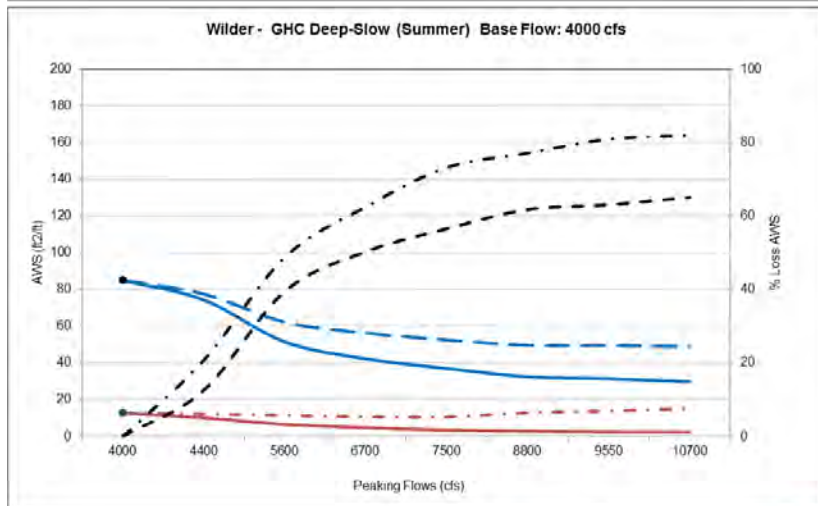
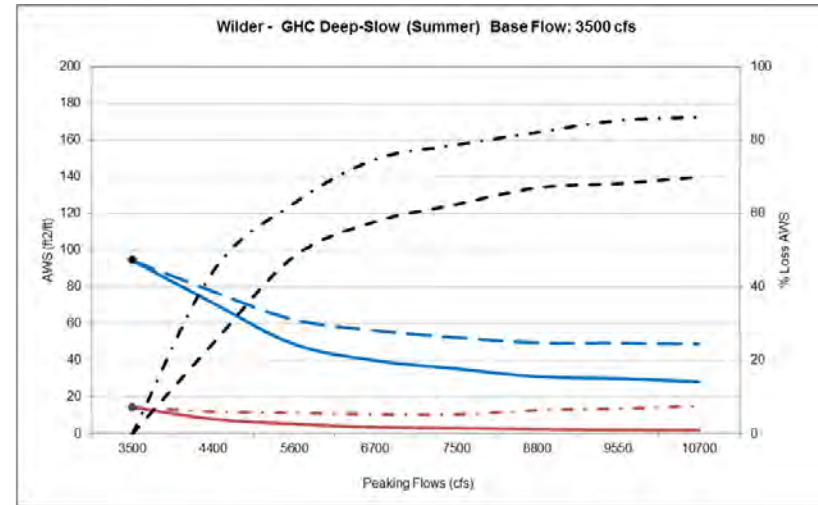
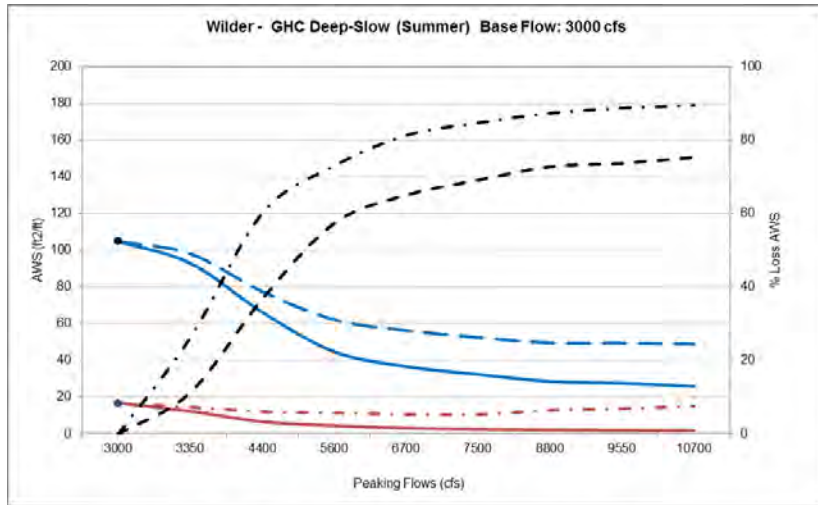


Wilder and Wilder CR GHC Deep-Slow persistent habitat (Summer).



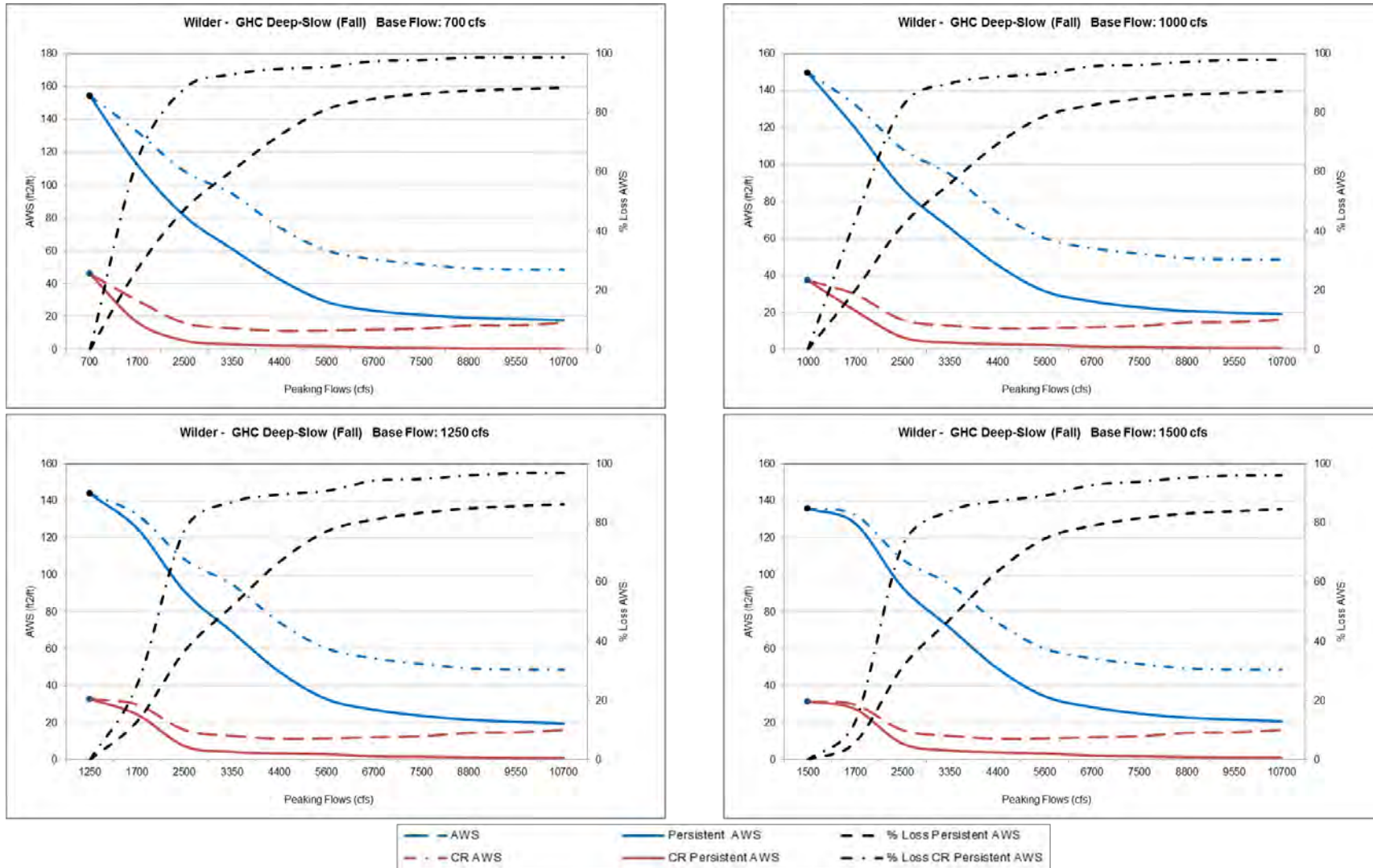


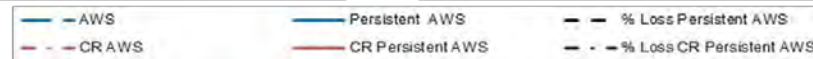
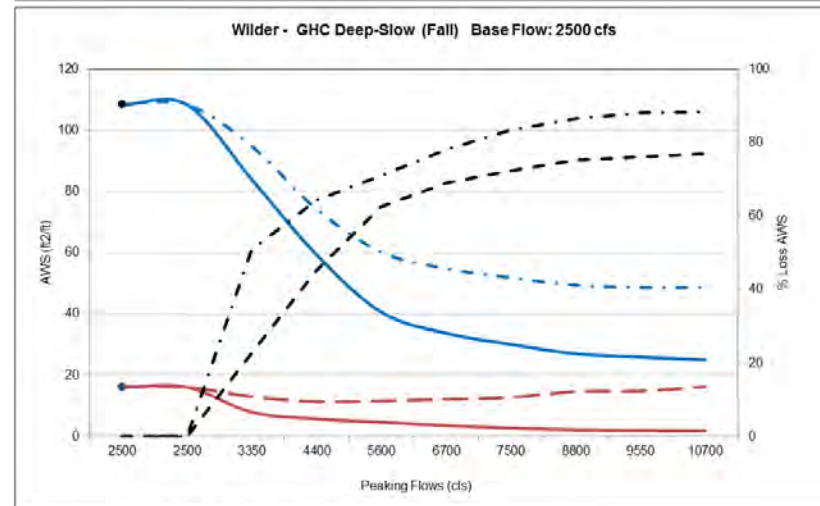
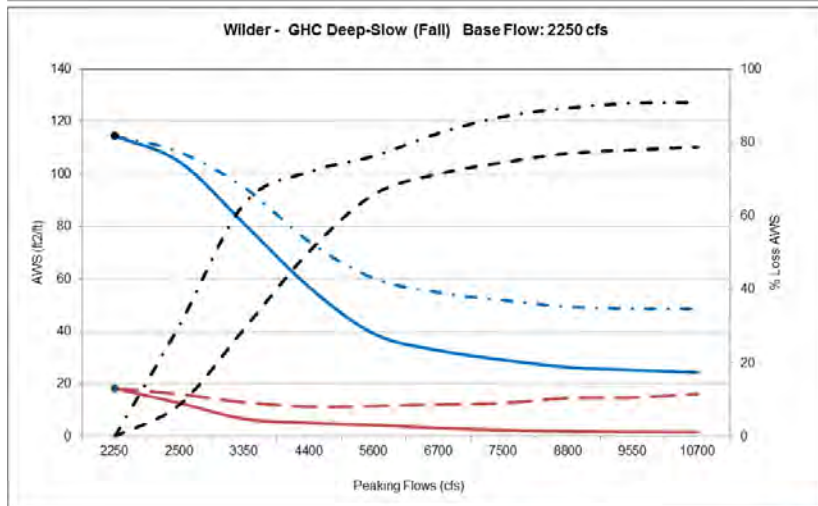
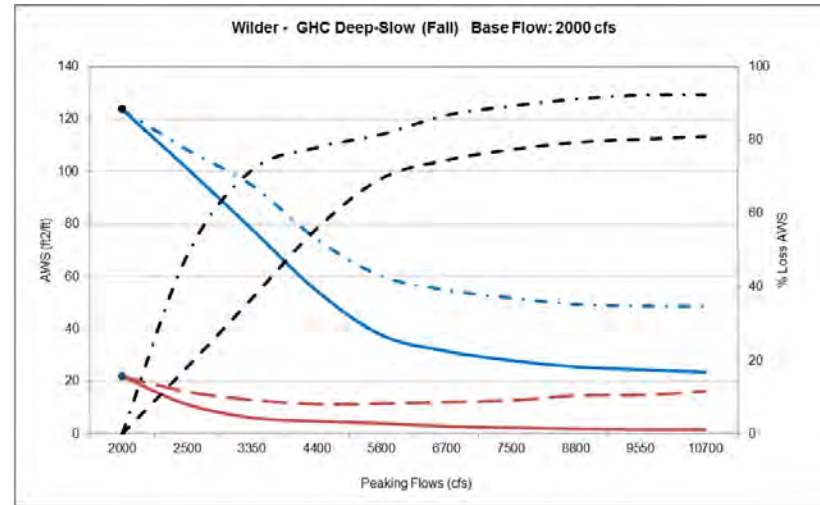
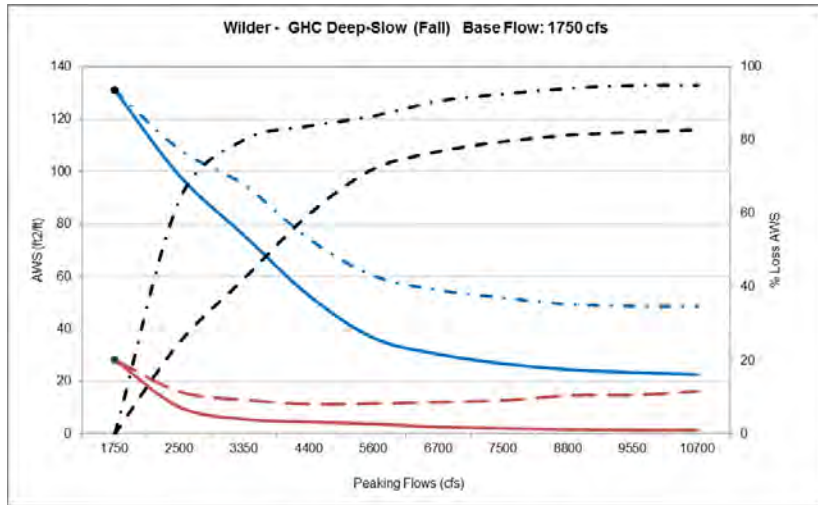


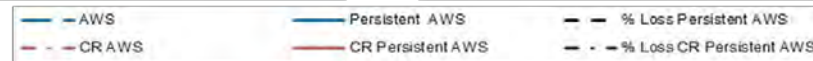
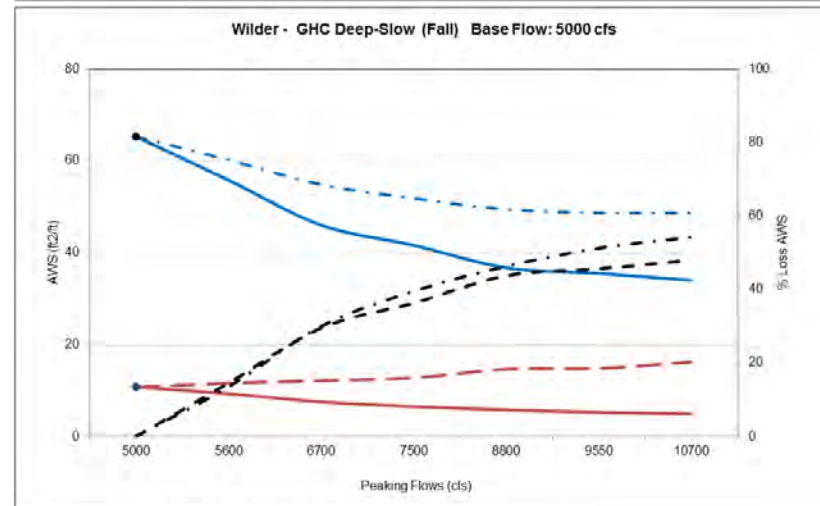
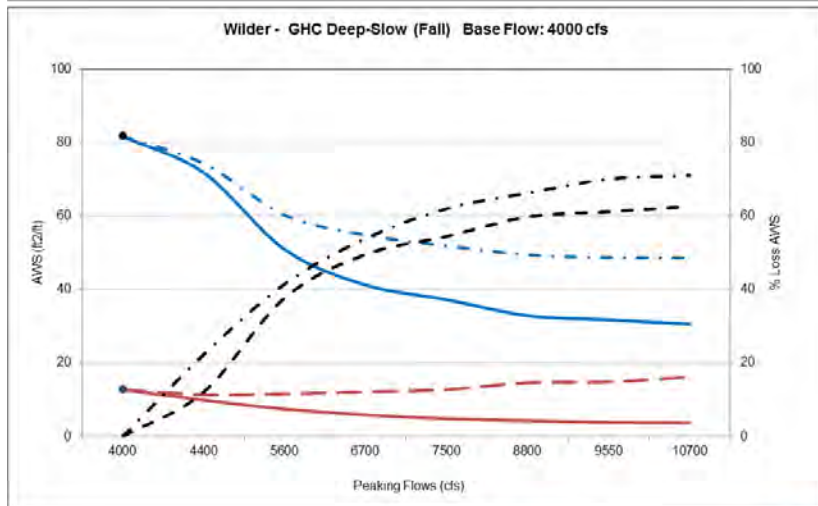
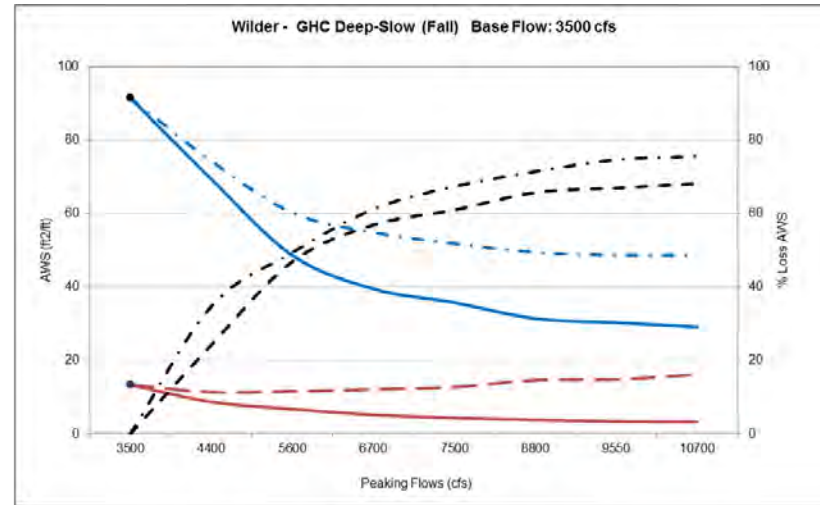
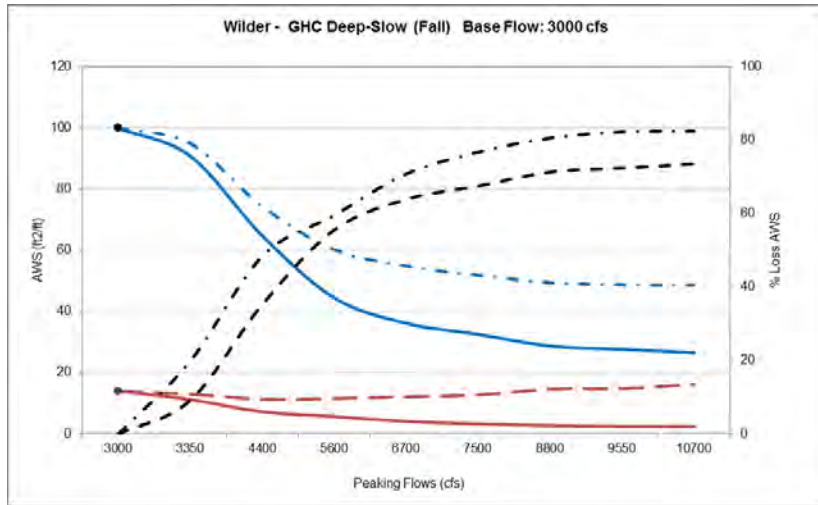




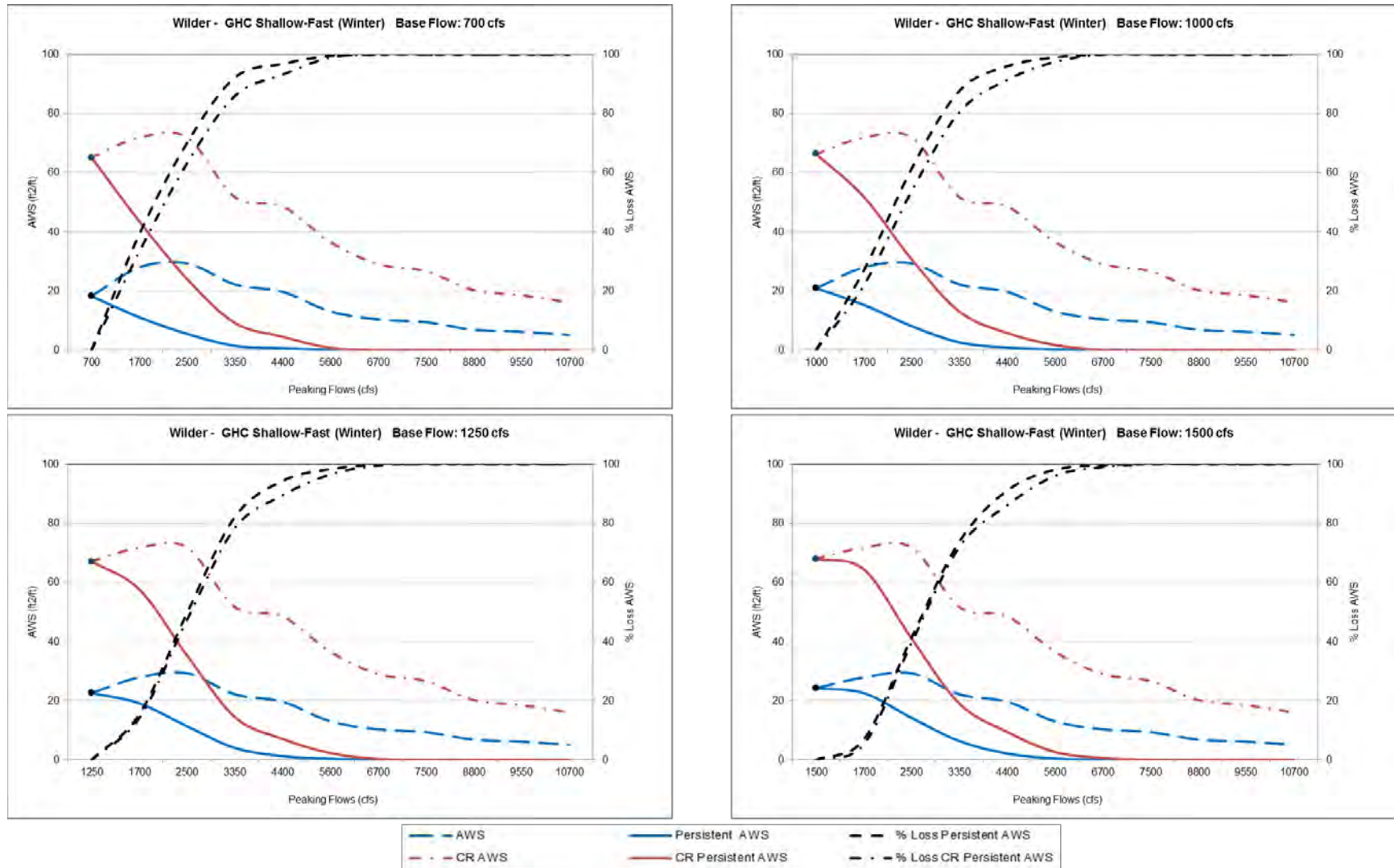
Wilder and Wilder CR GHC Deep-Slow persistent habitat (Fall).



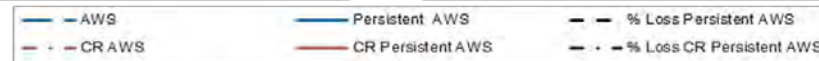
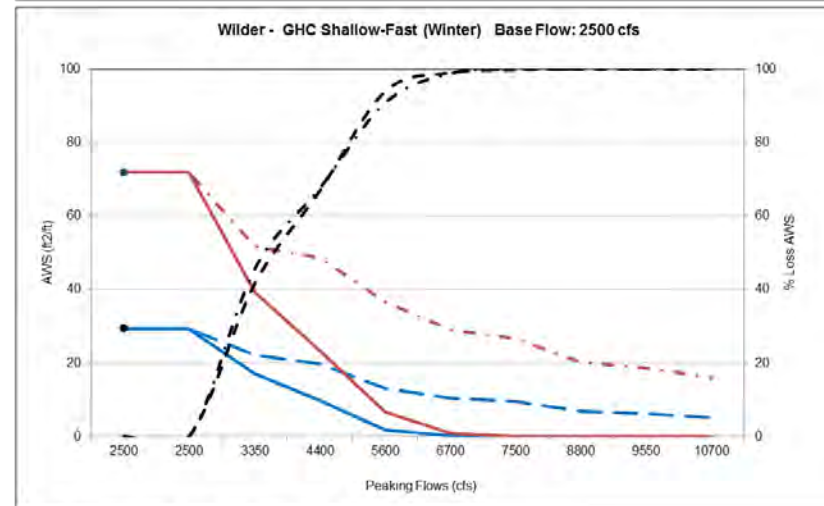
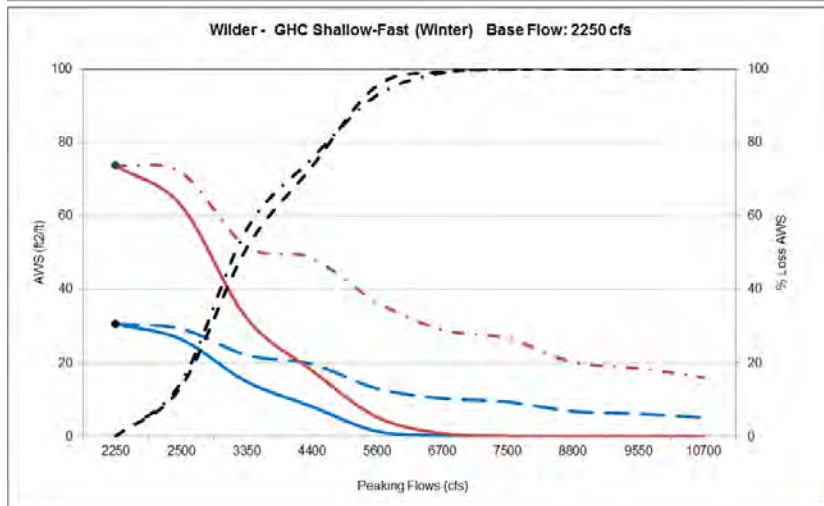
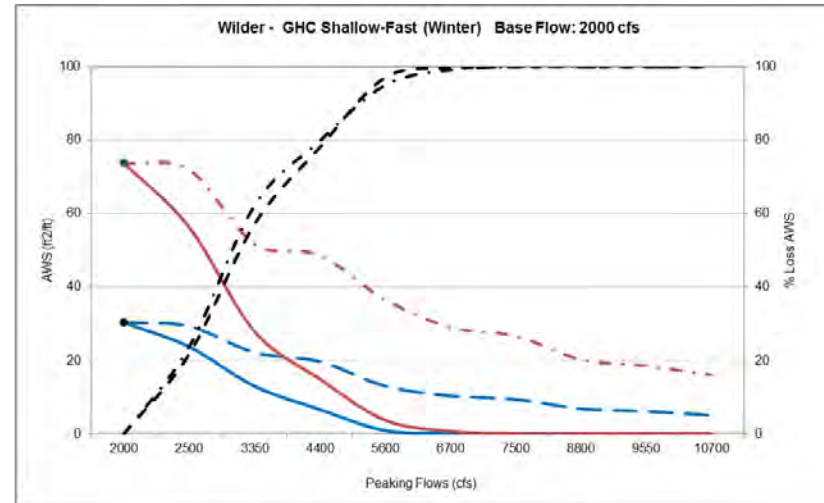
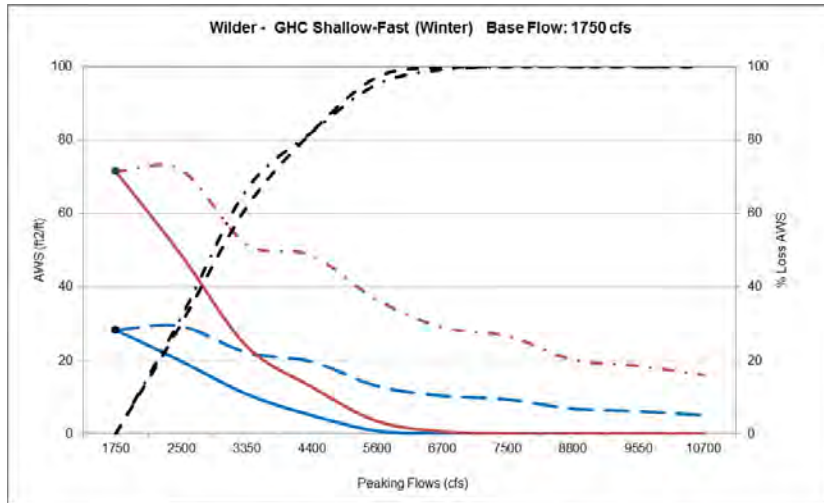




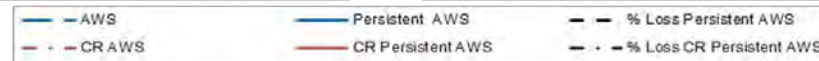
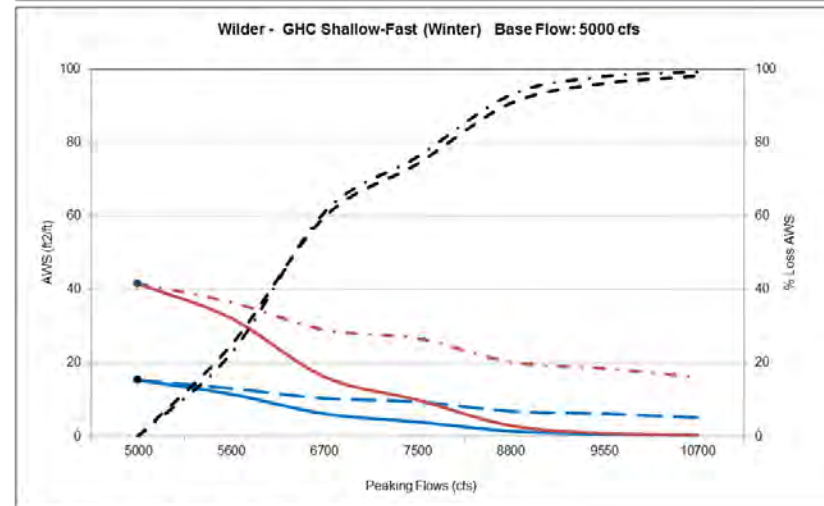
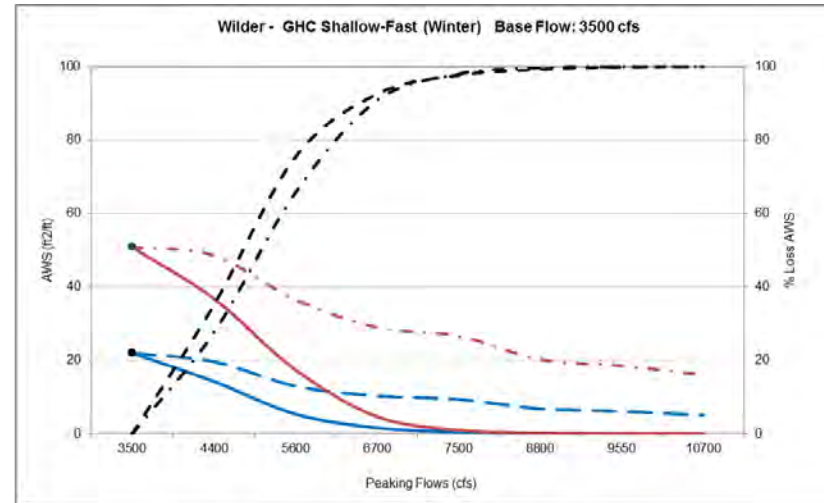
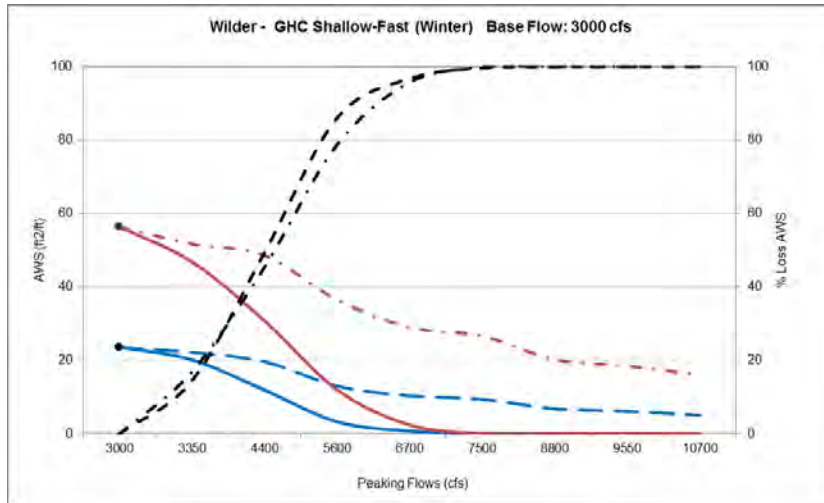
Wilder and Wilder CR GHC Shallow-Fast persistent habitat (Winter).



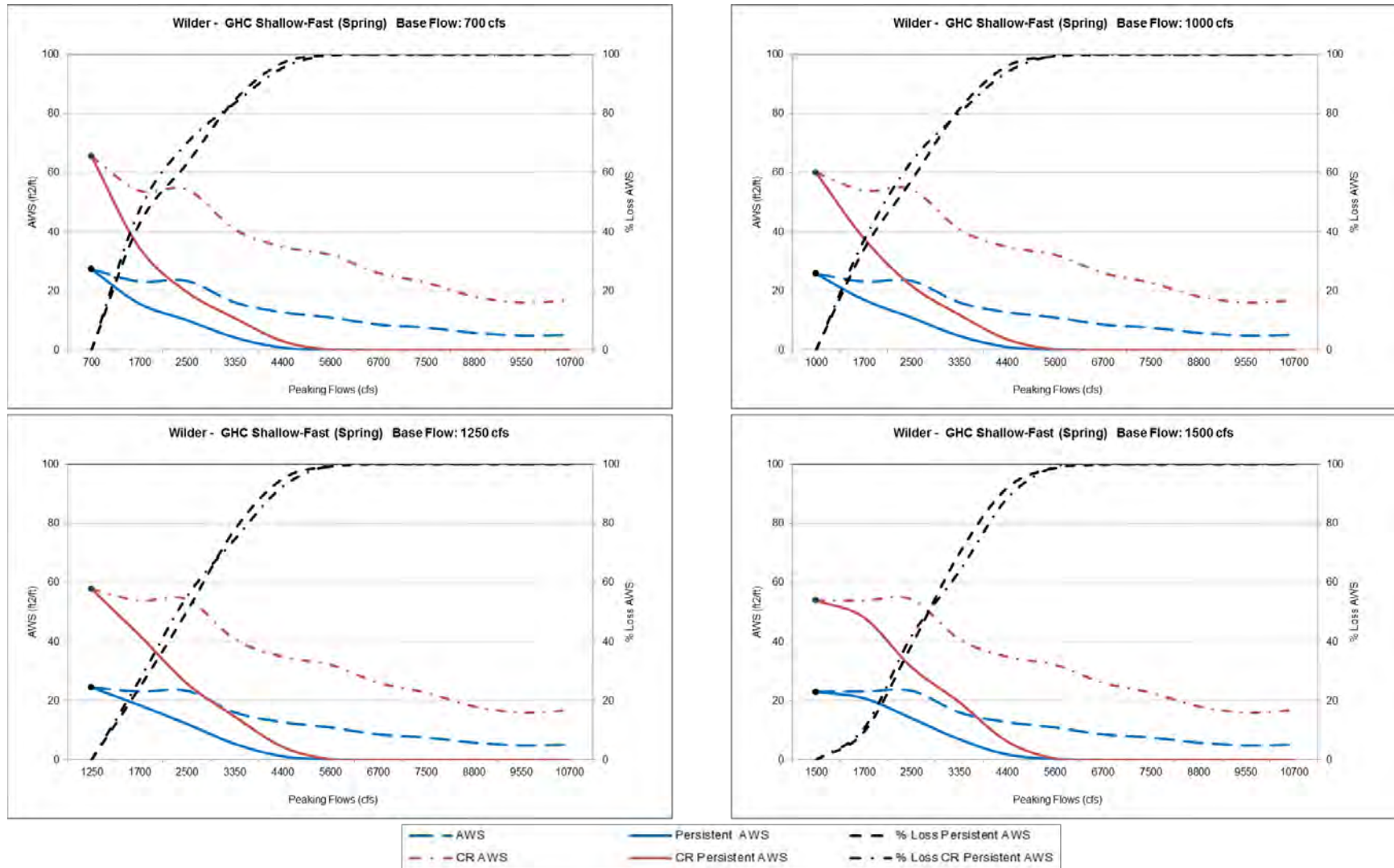


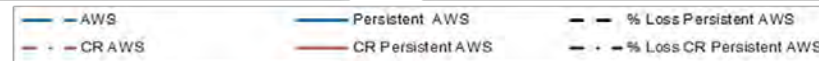
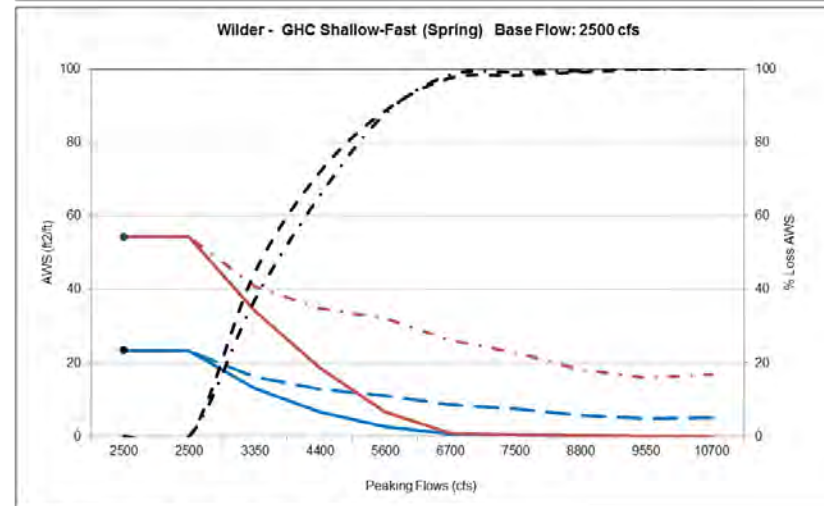
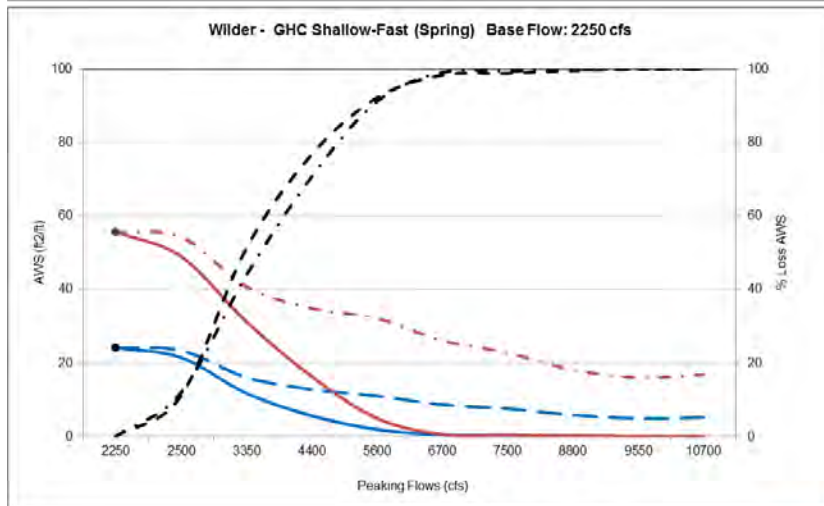
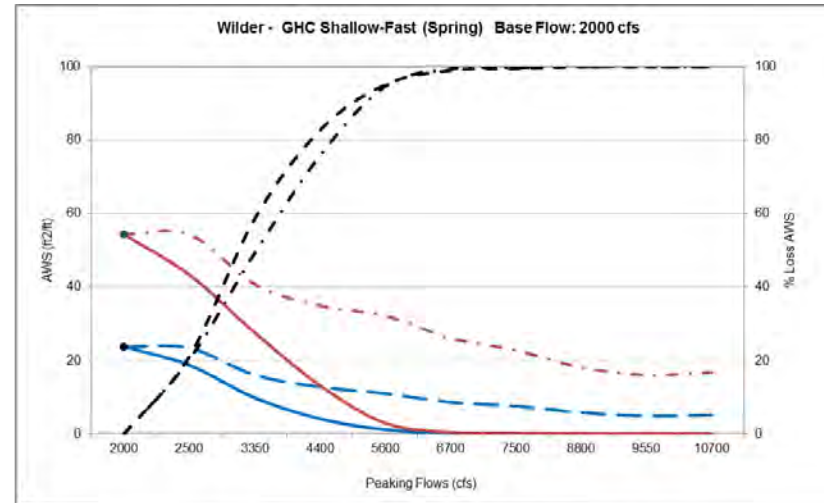
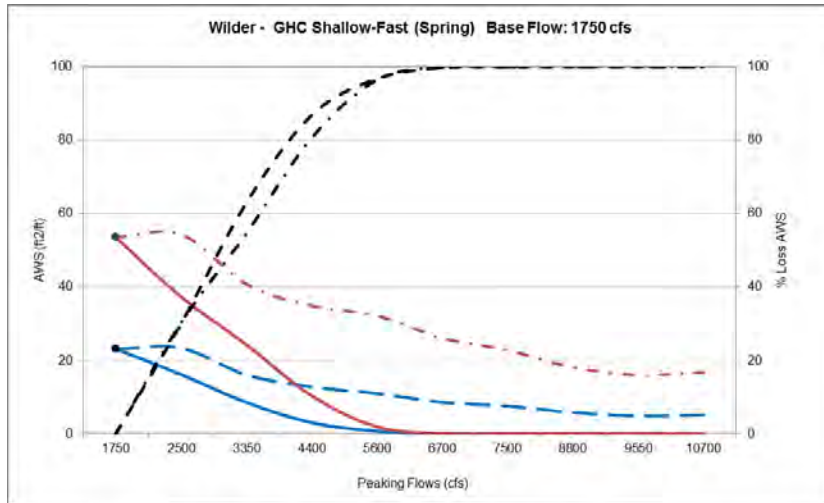


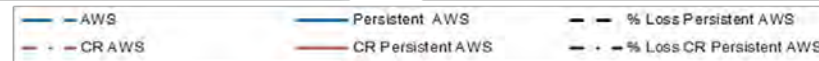
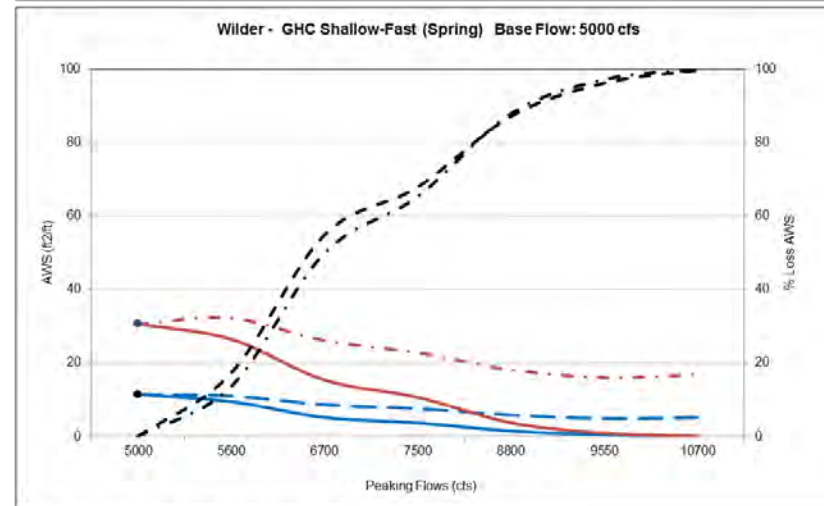
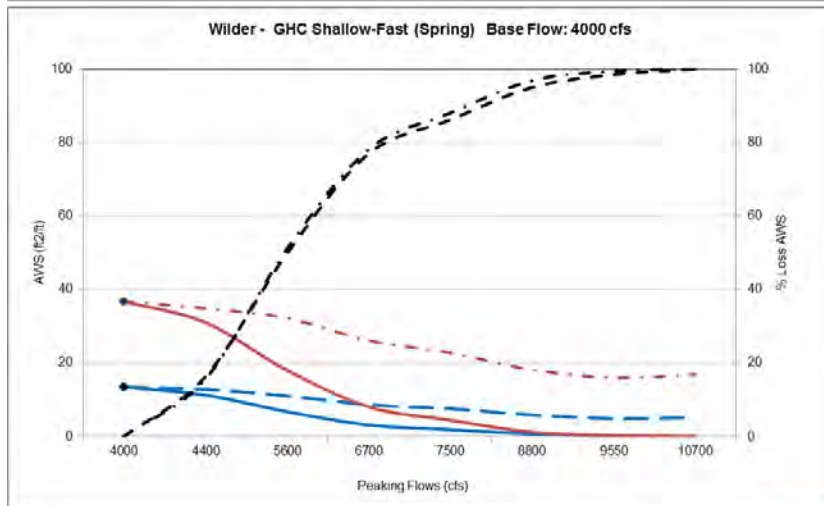
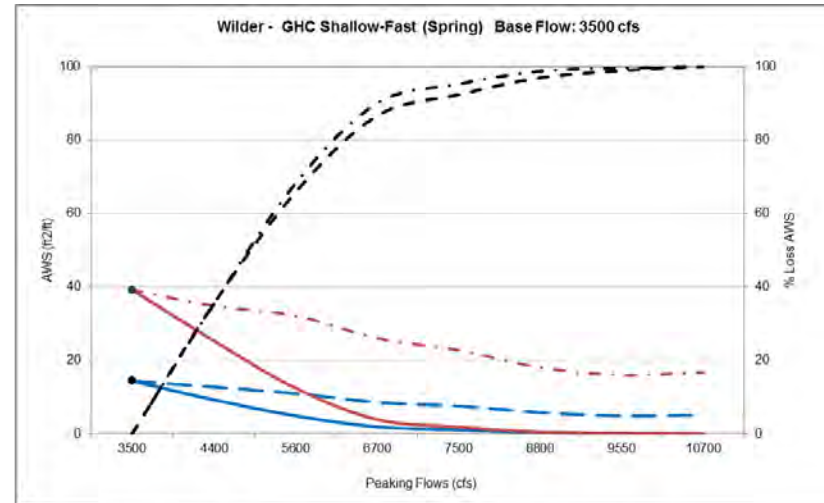
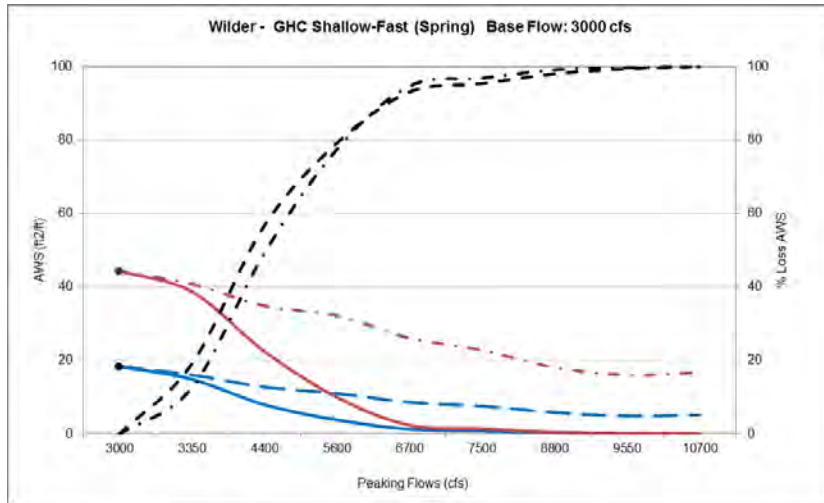




Wilder and Wilder CR GHC Shallow-Fast persistent habitat (Spring).

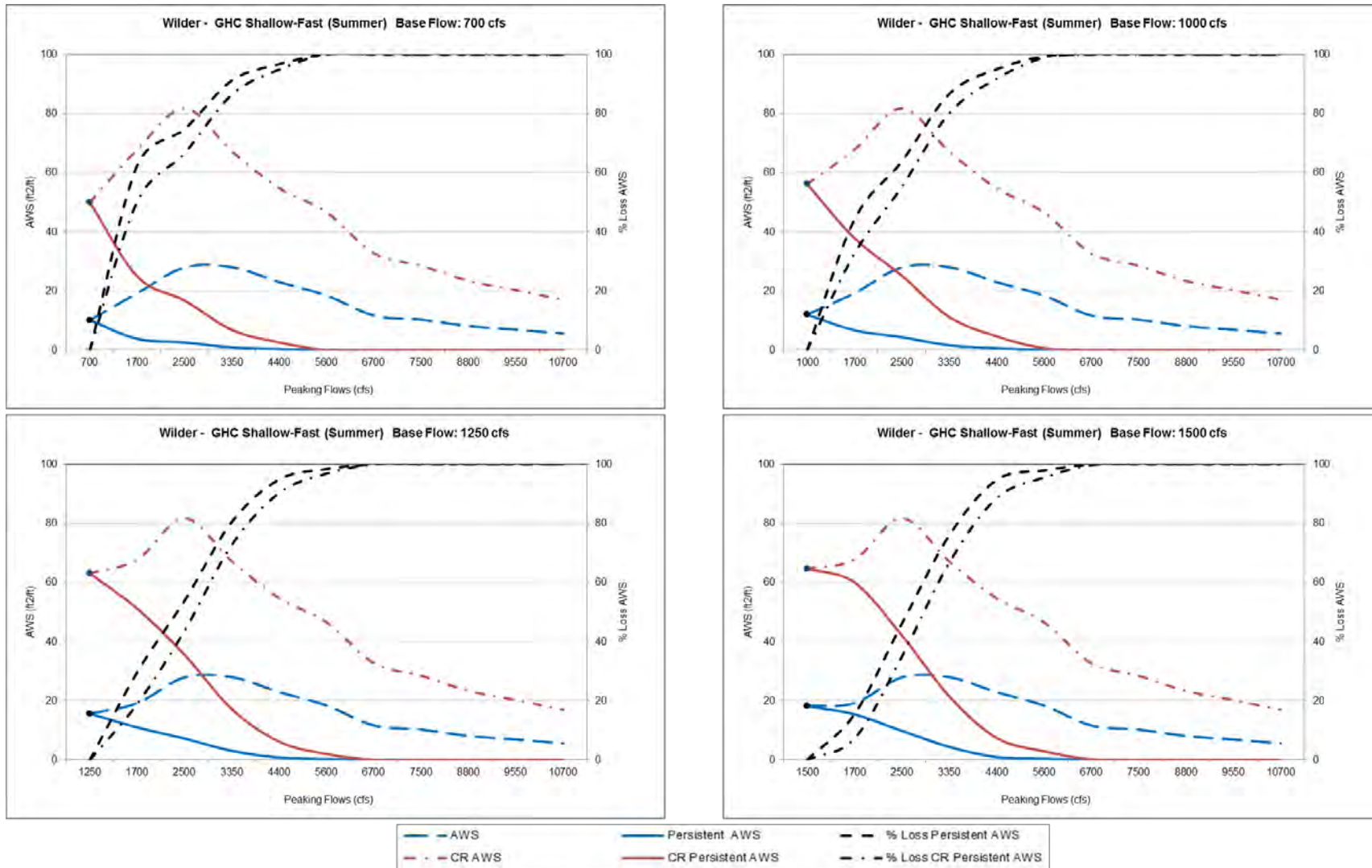




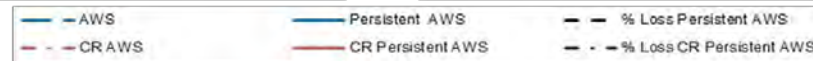
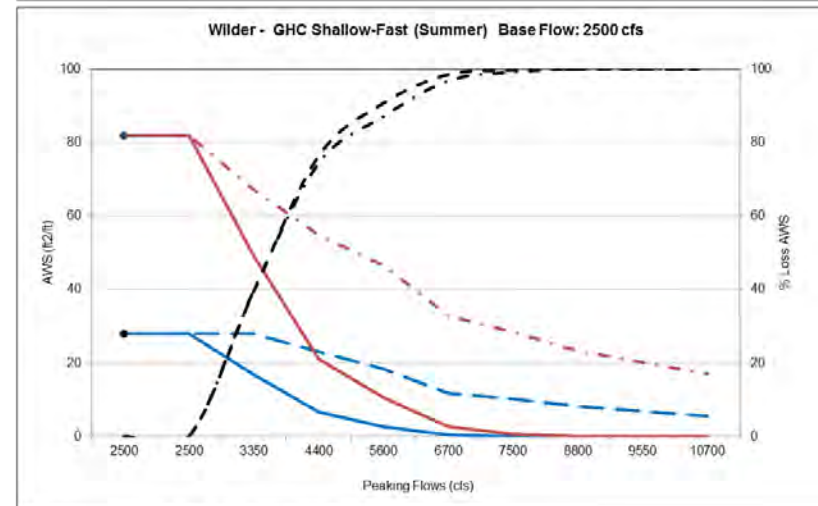
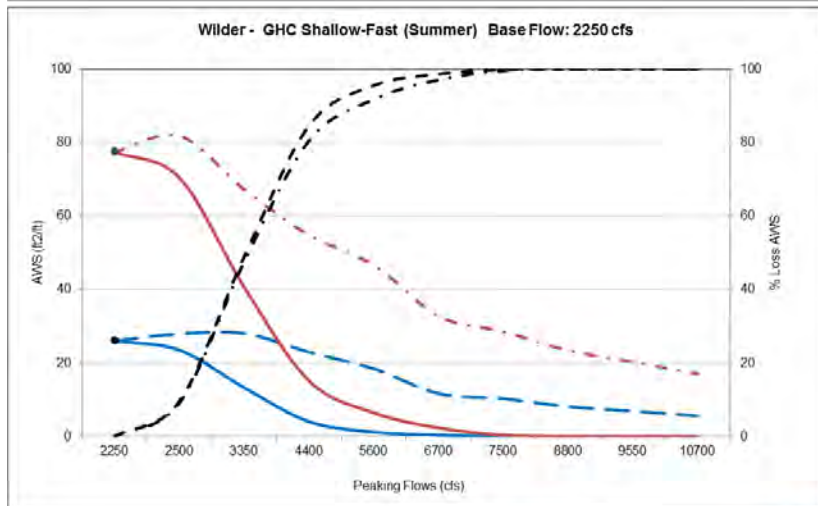
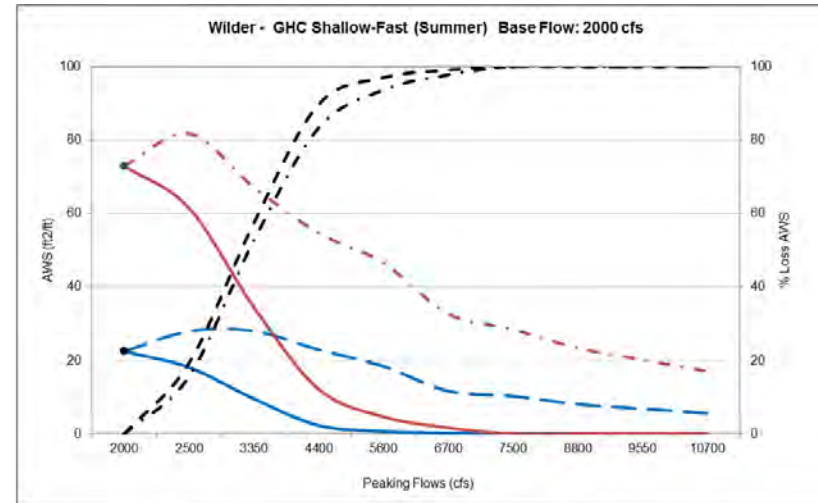
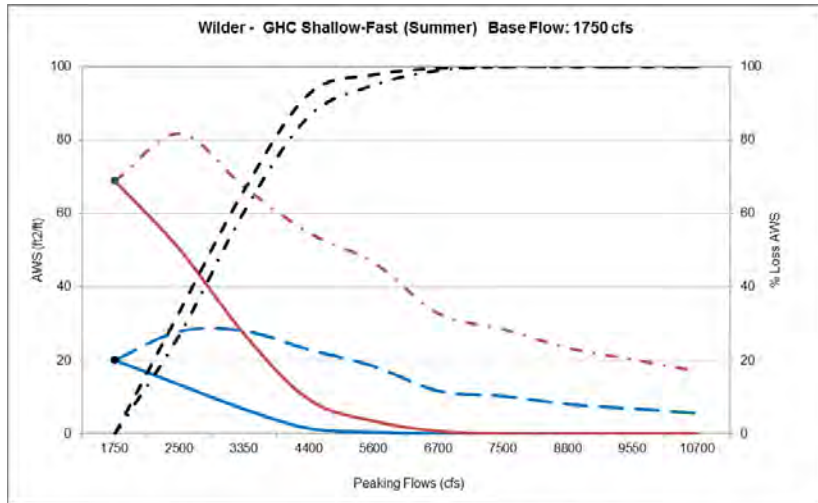


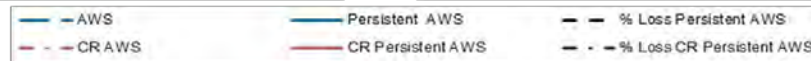
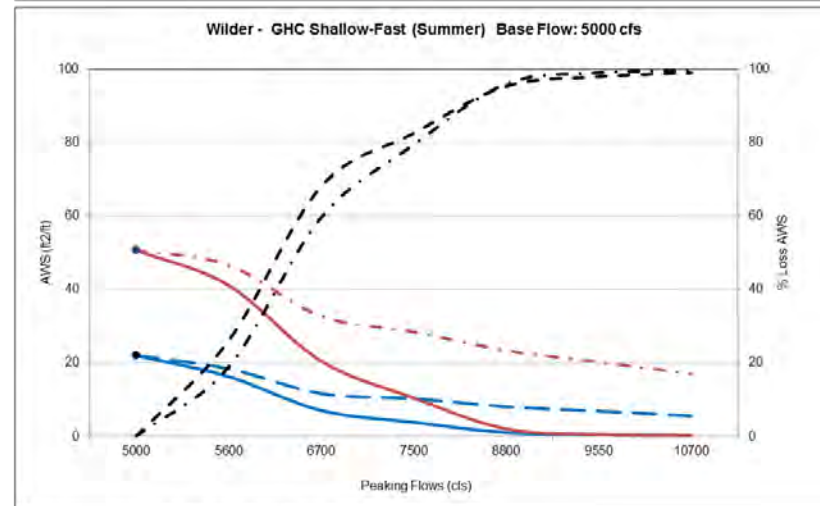
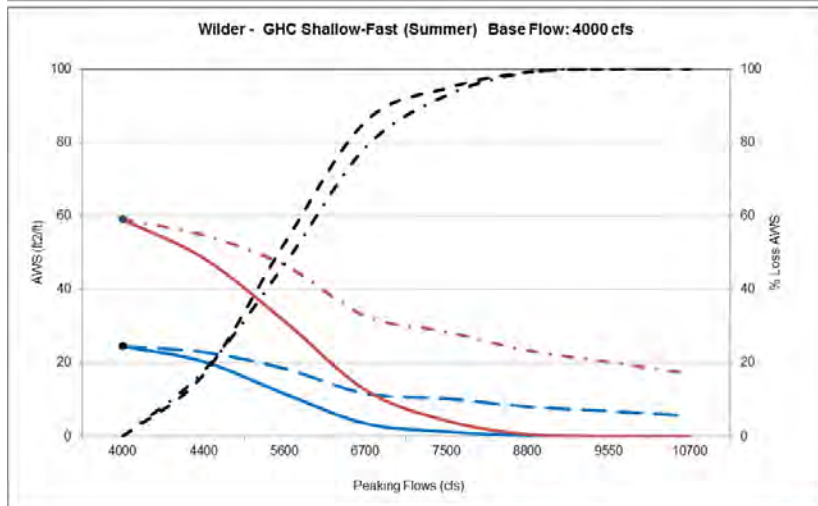
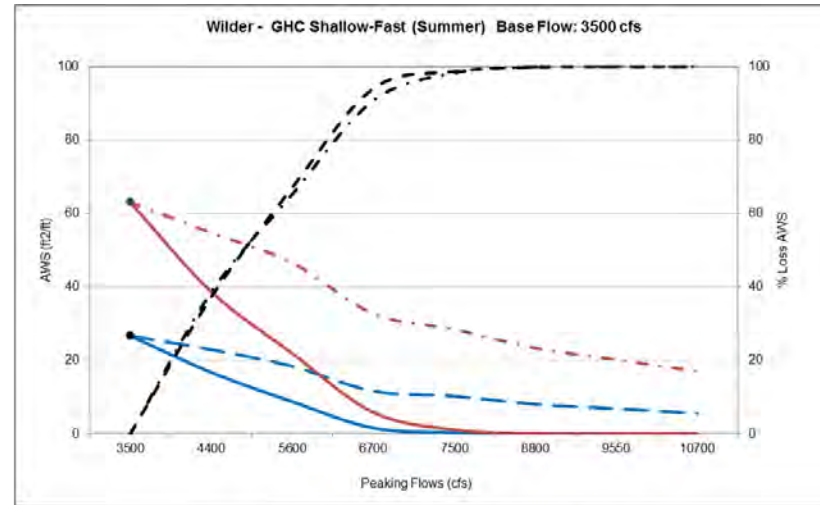
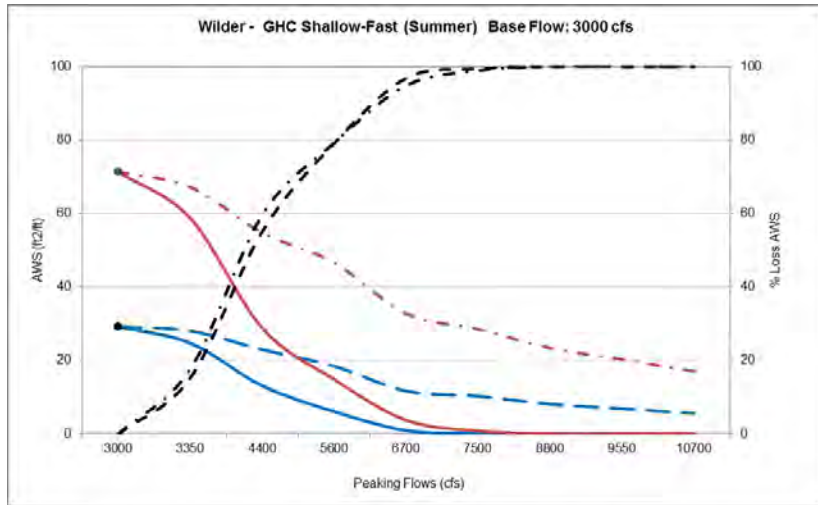


Wilder and Wilder CR GHC Shallow-Fast persistent habitat (Summer).

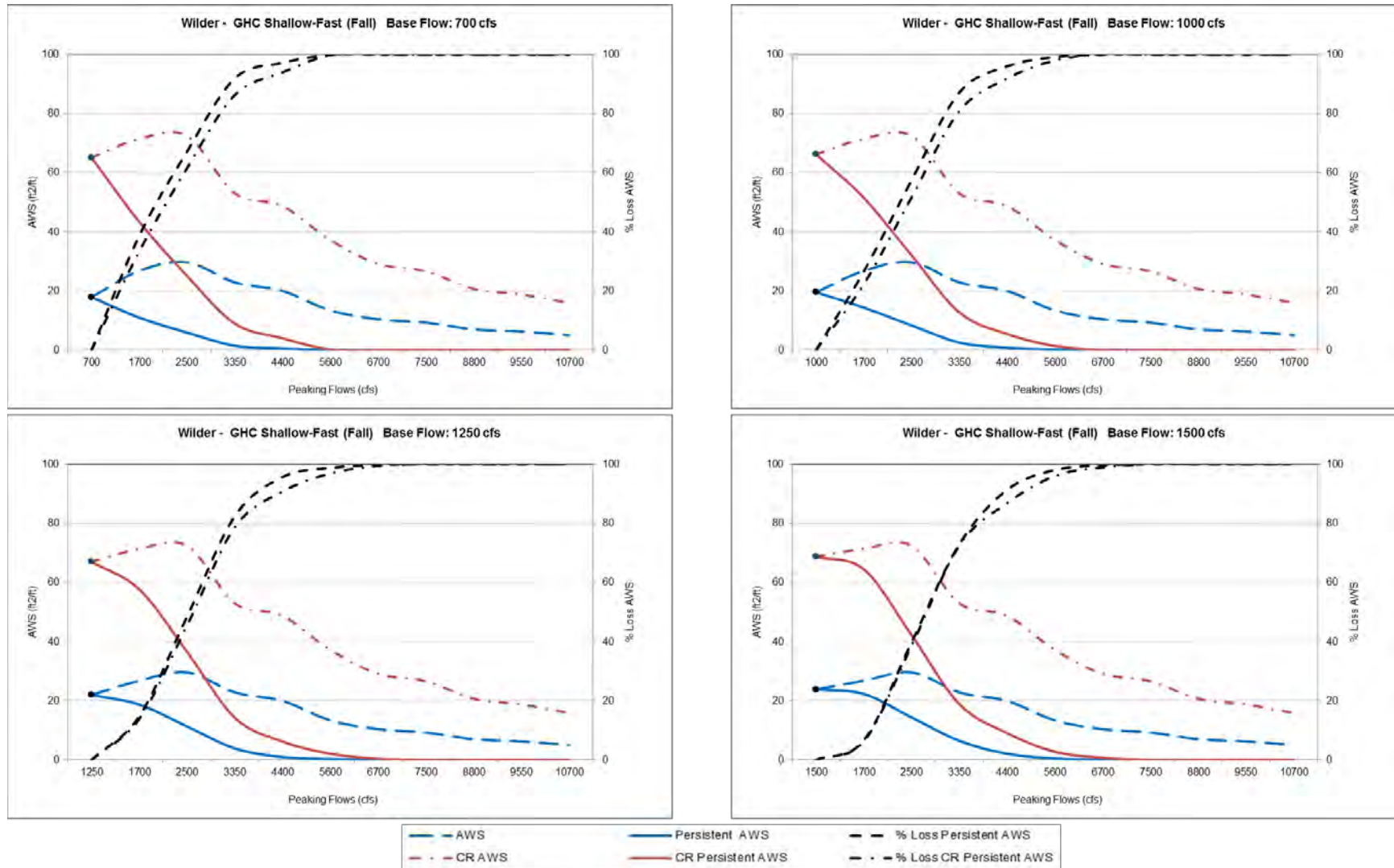


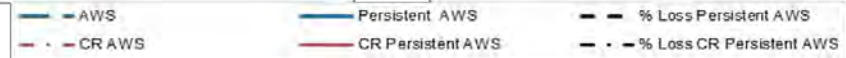
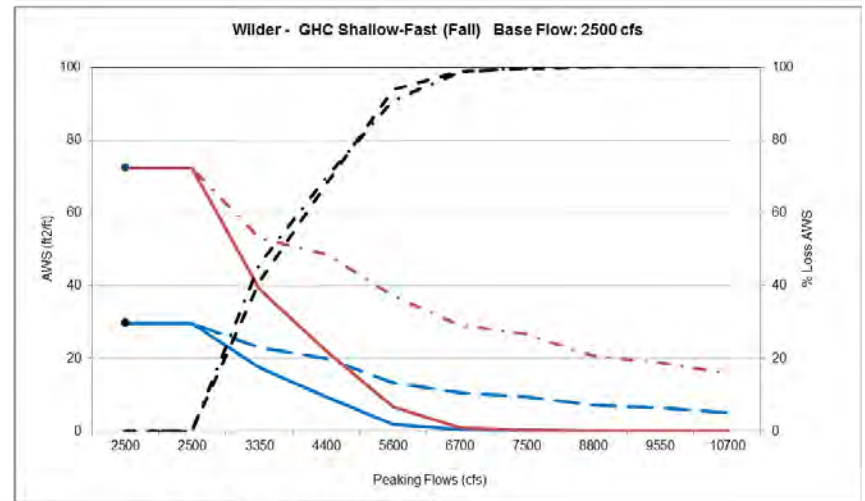
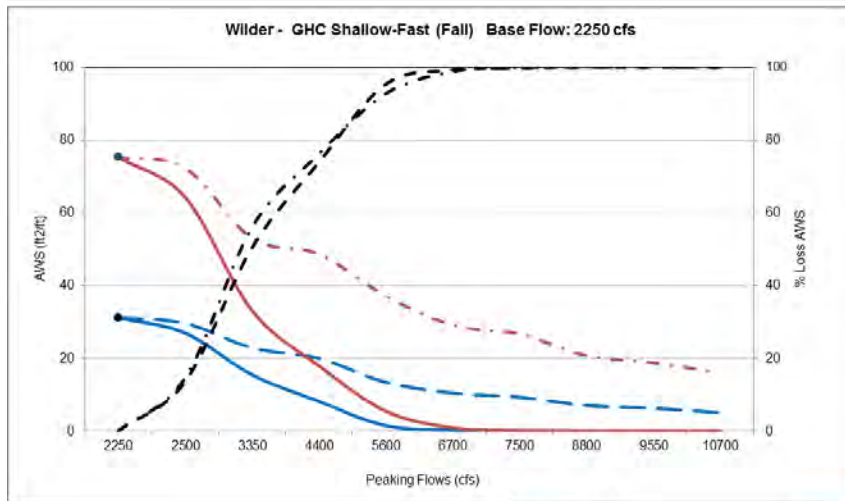
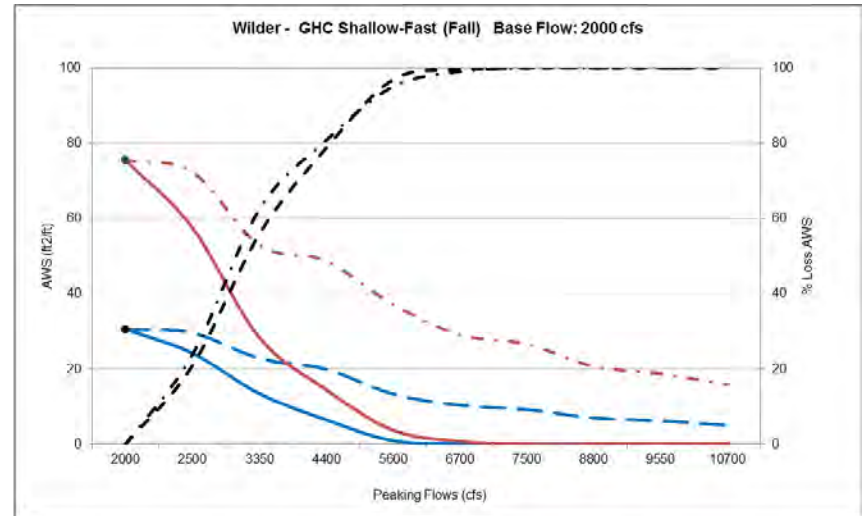
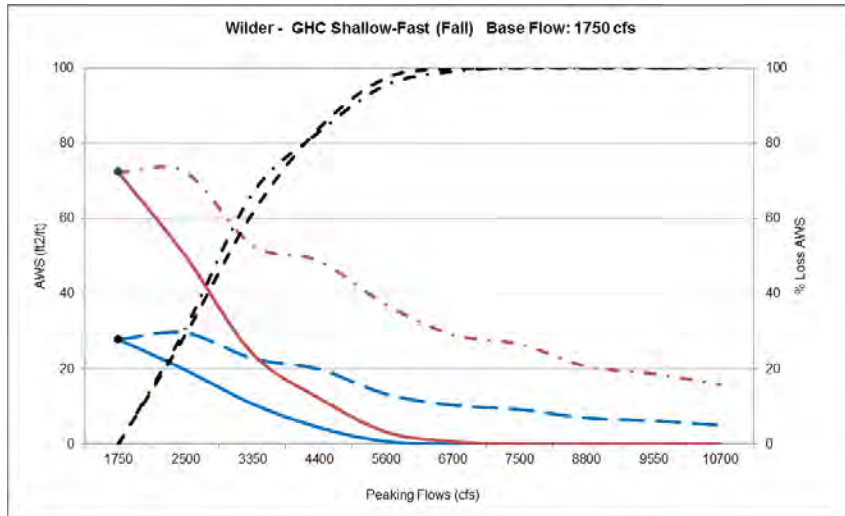




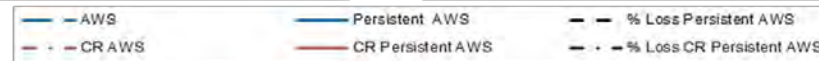
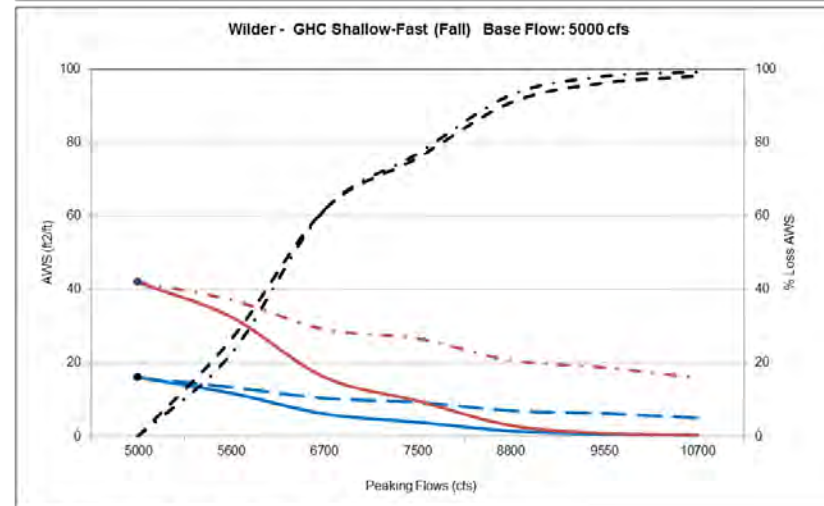
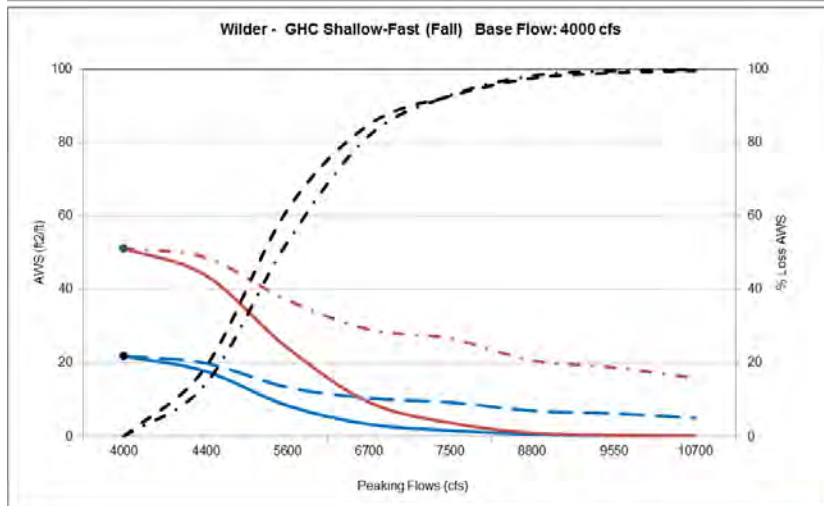
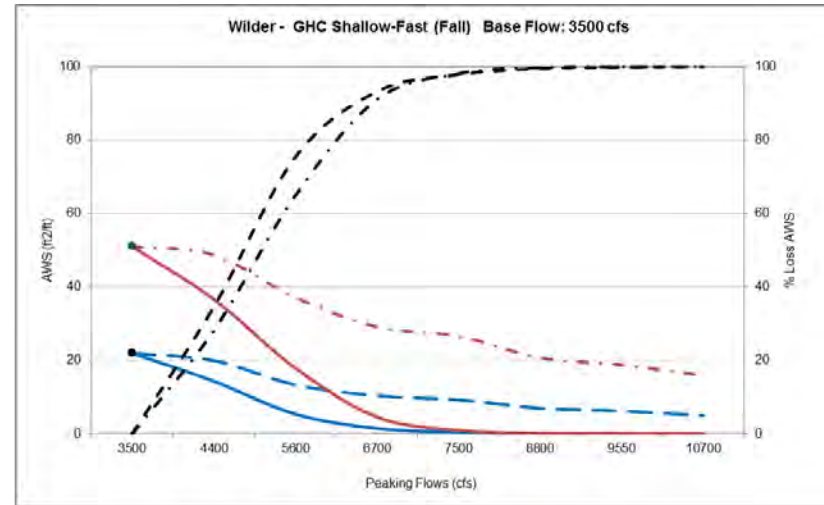
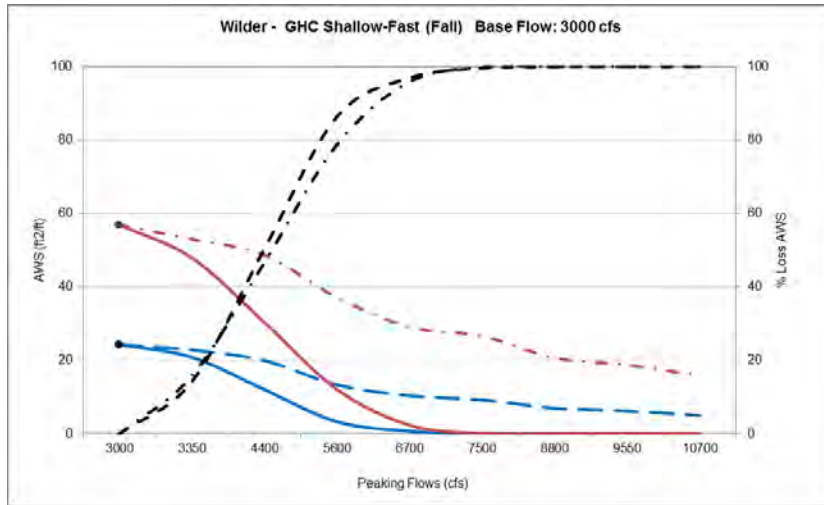


Wilder and Wilder CR GHC Shallow-Fast persistent habitat (Fall).



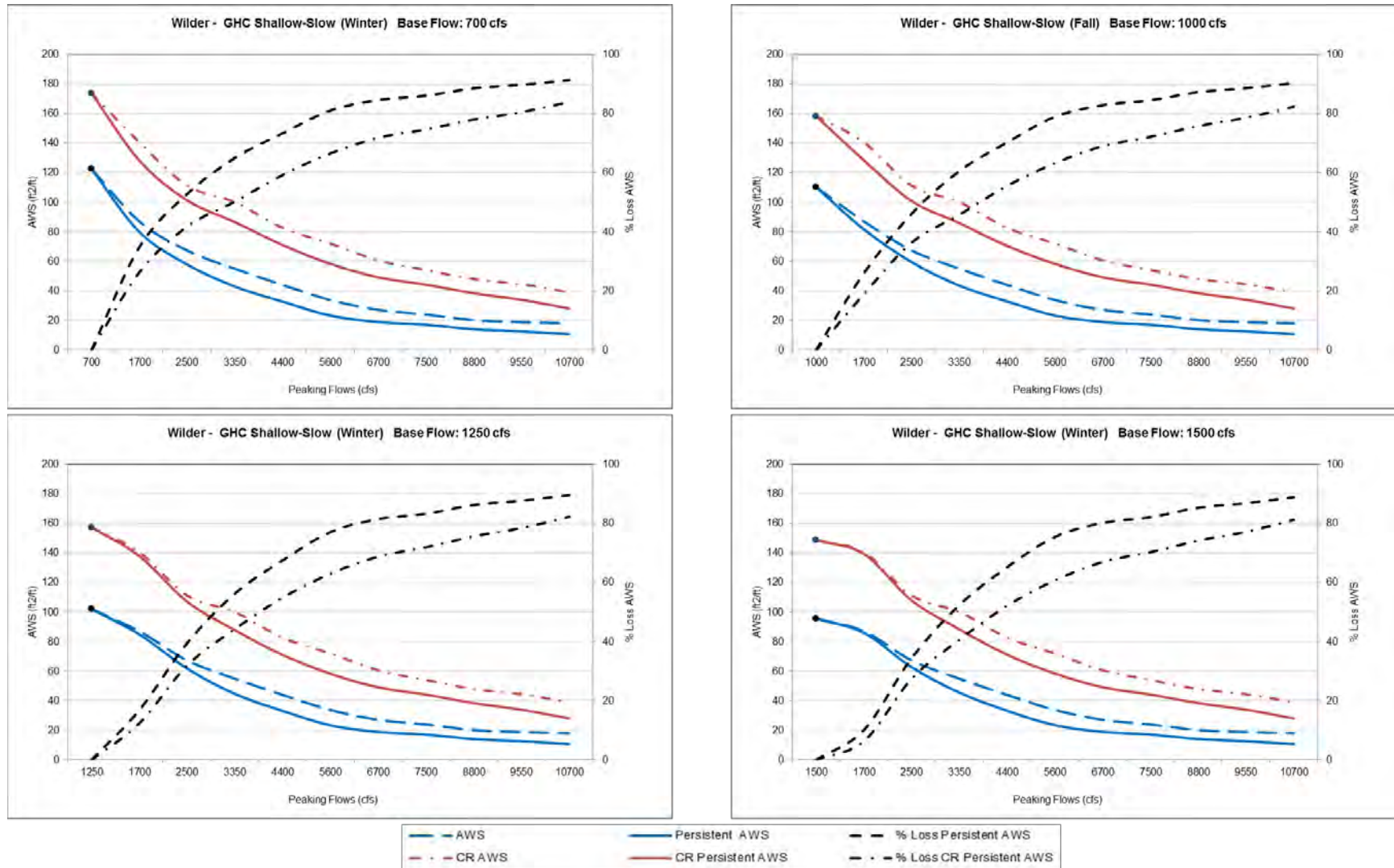


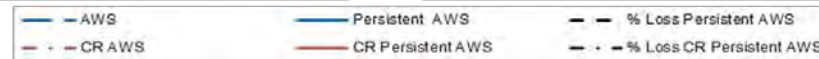
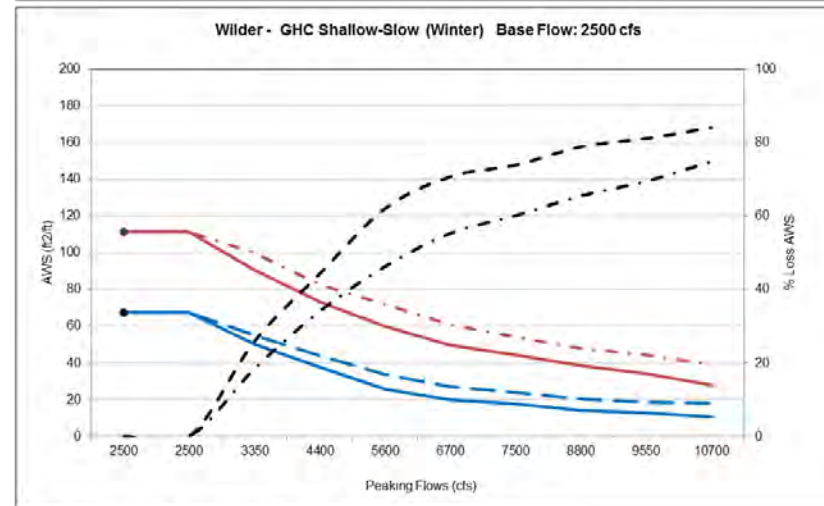
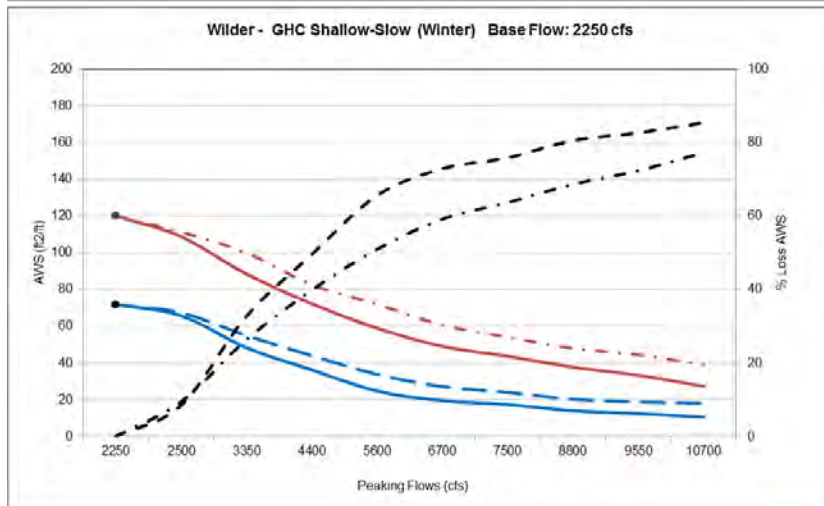
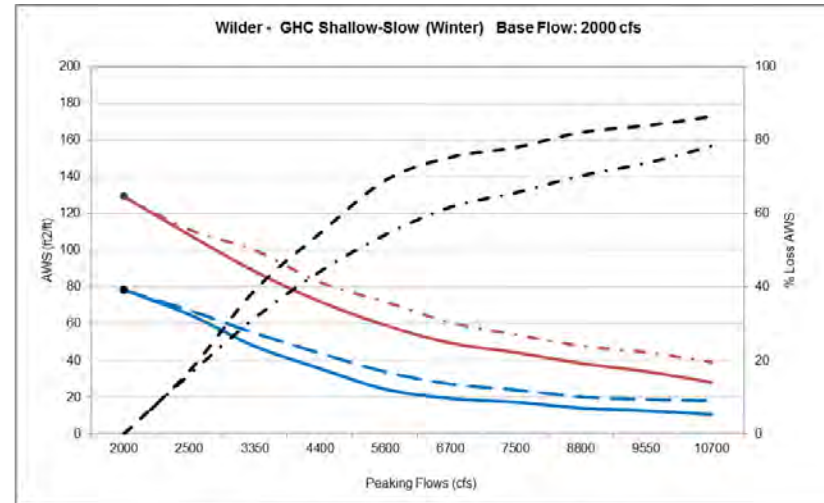
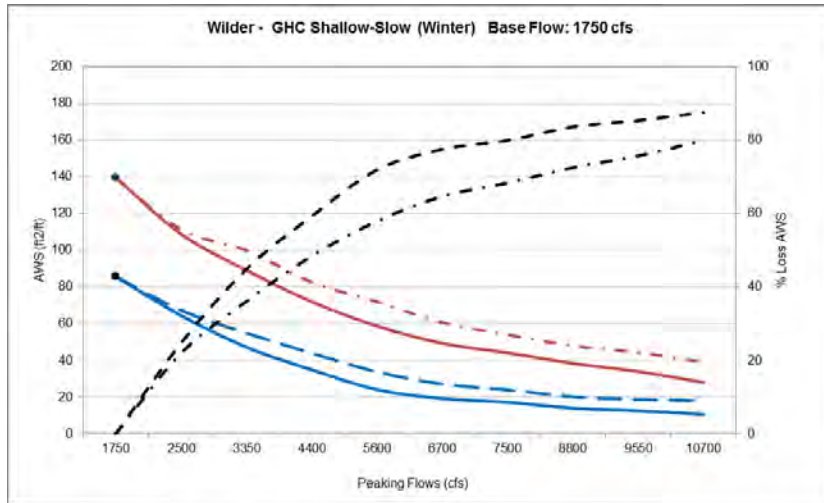


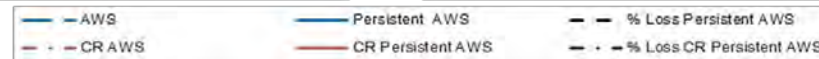
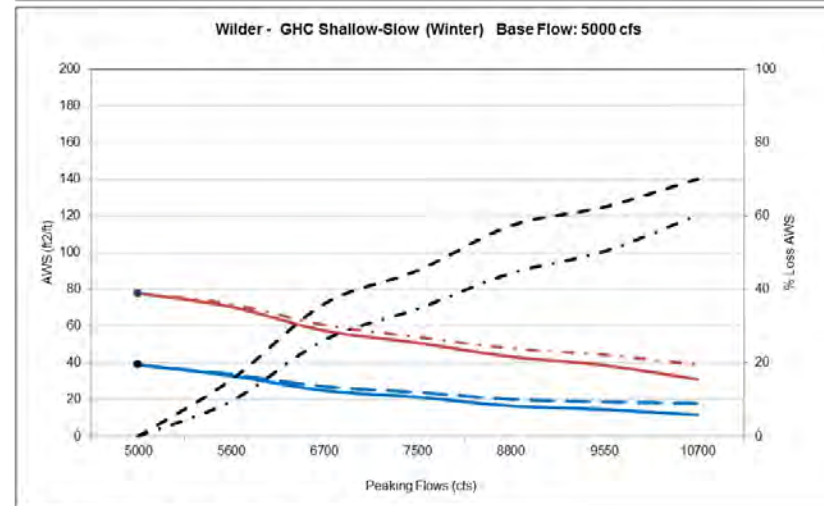
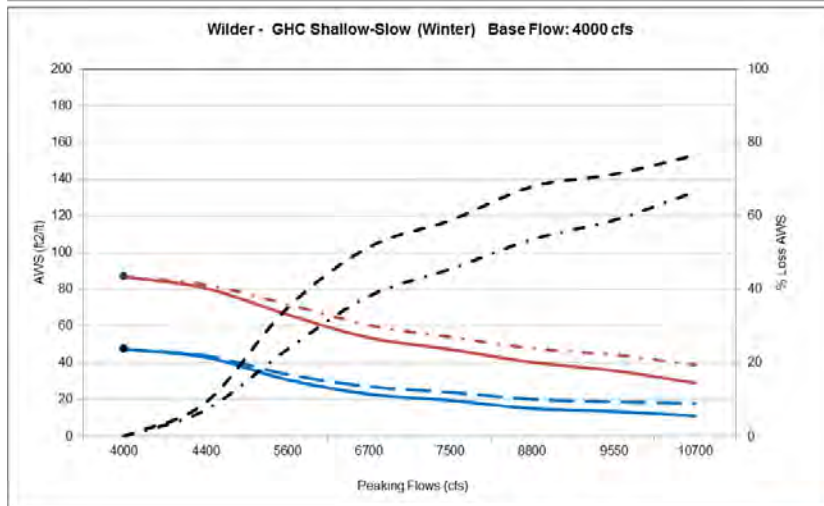
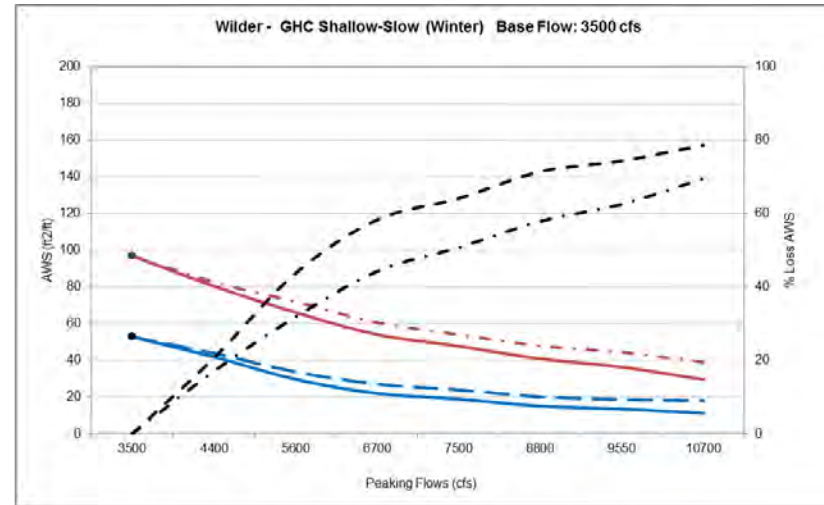
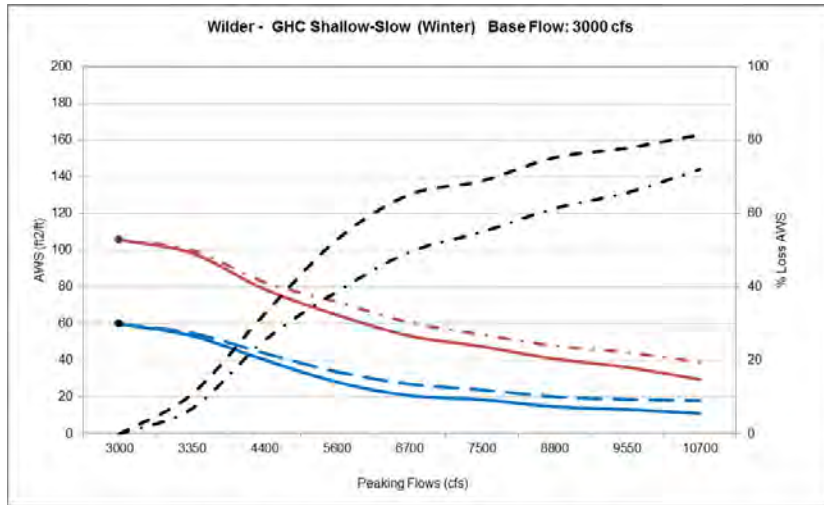




Wilder and Wilder CR GHC Shallow-Slow persistent habitat (Winter).

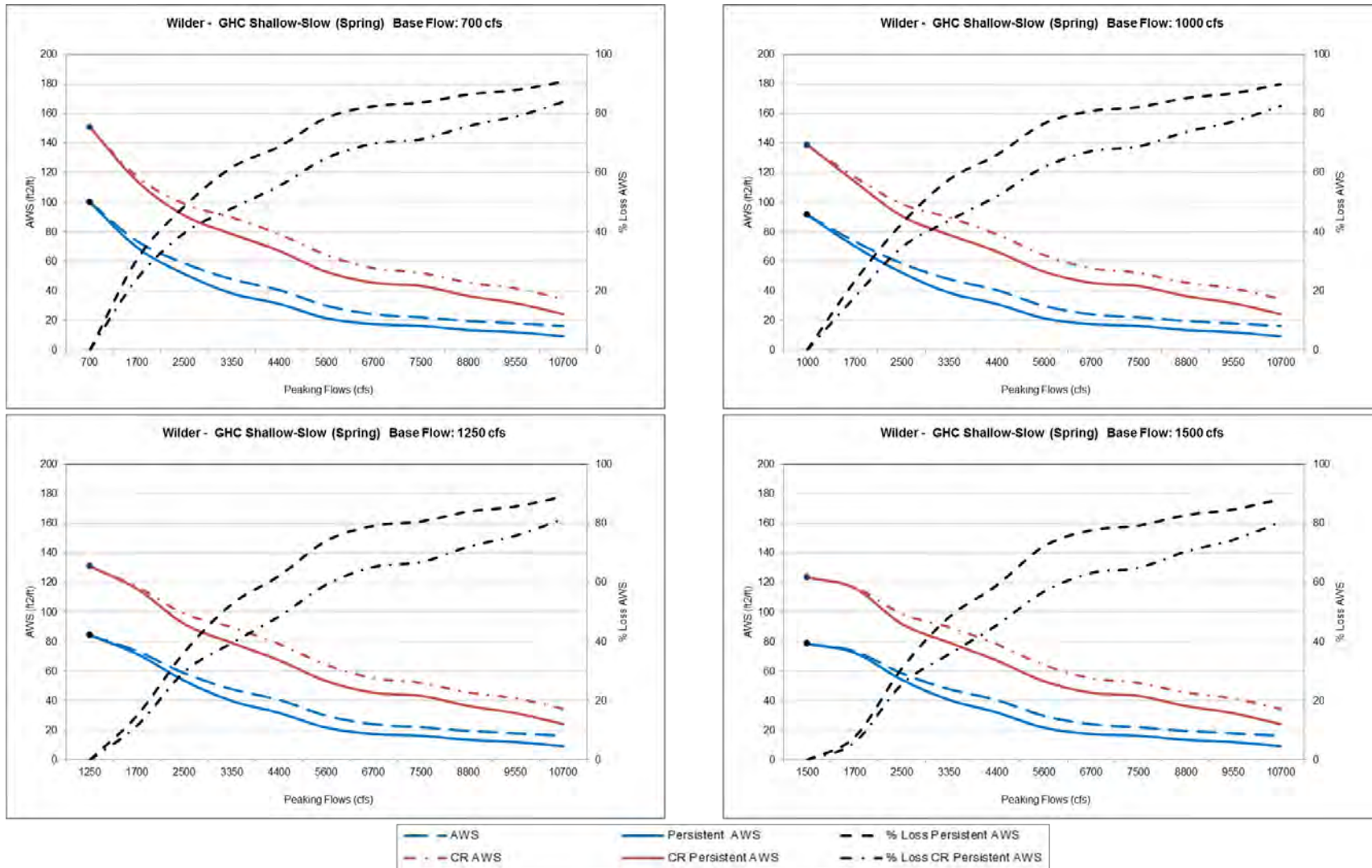


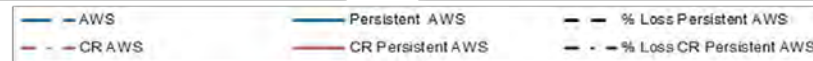
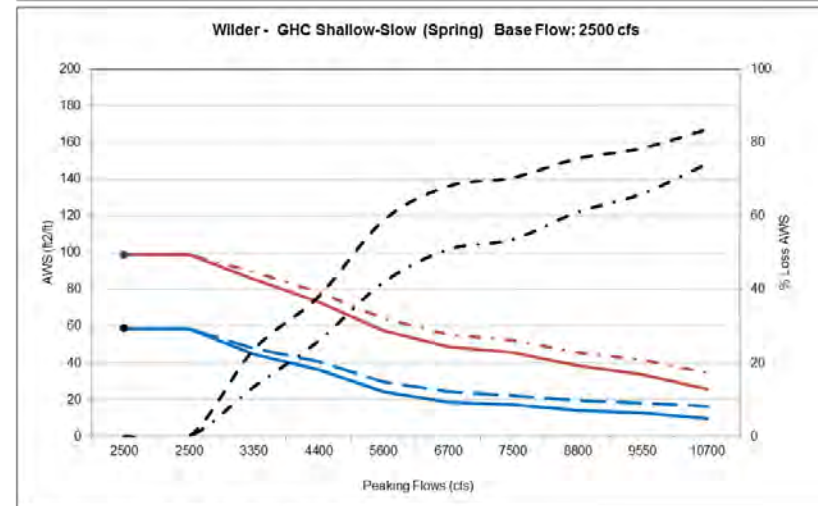
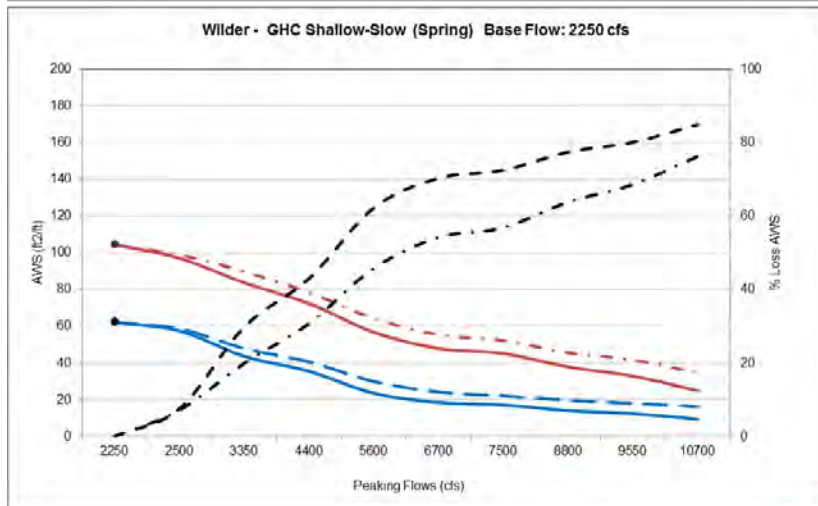
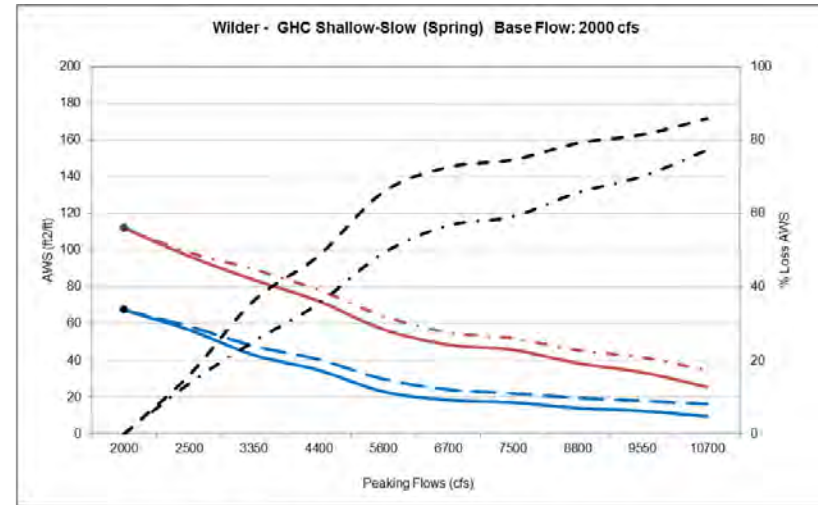




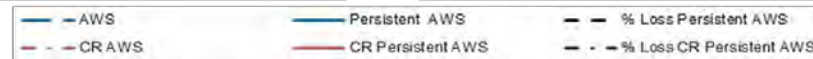
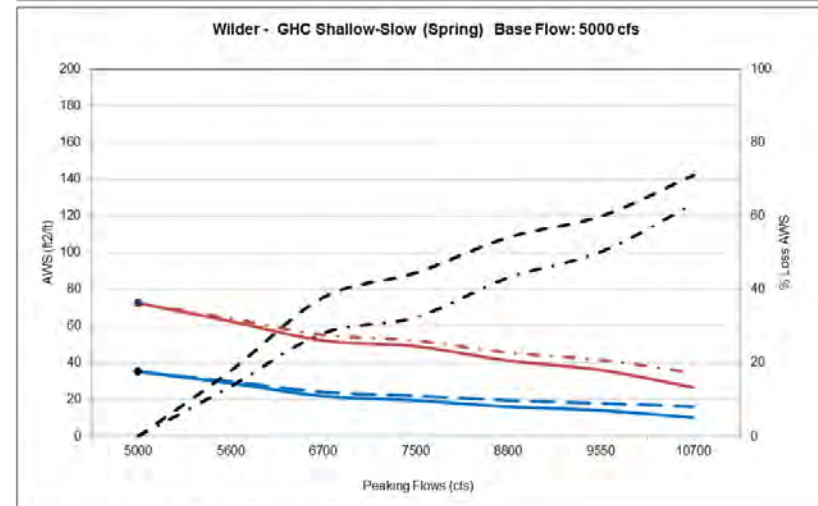
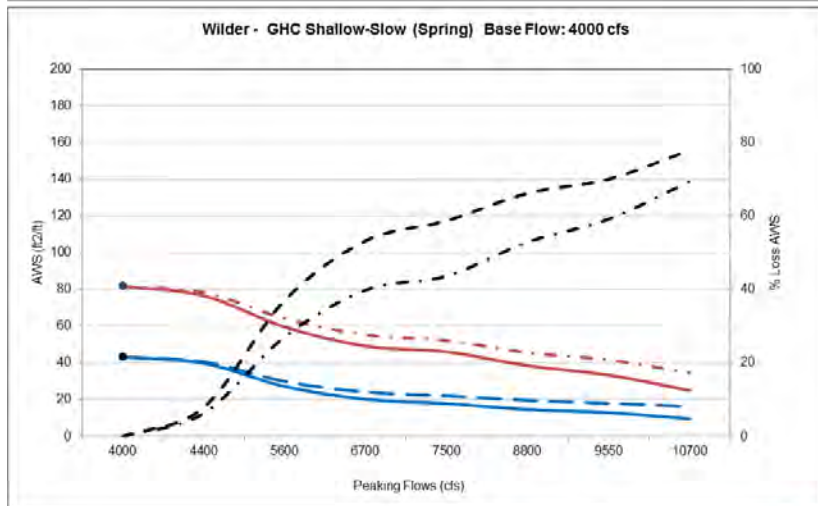
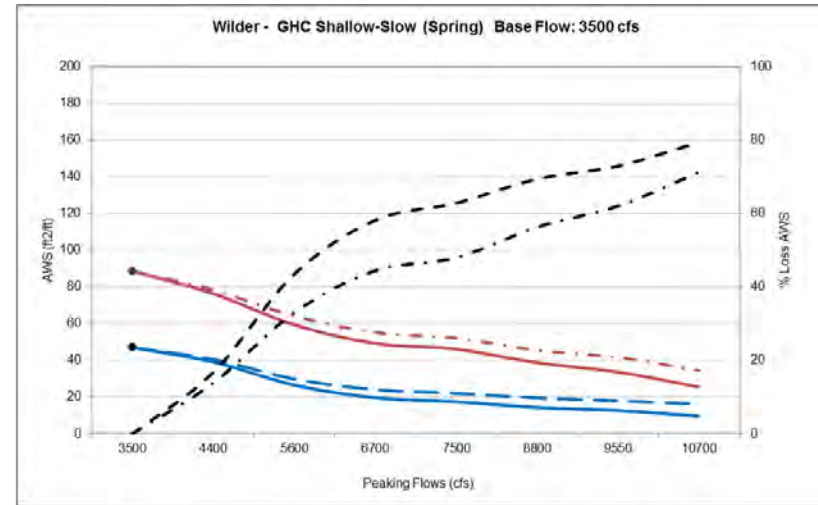
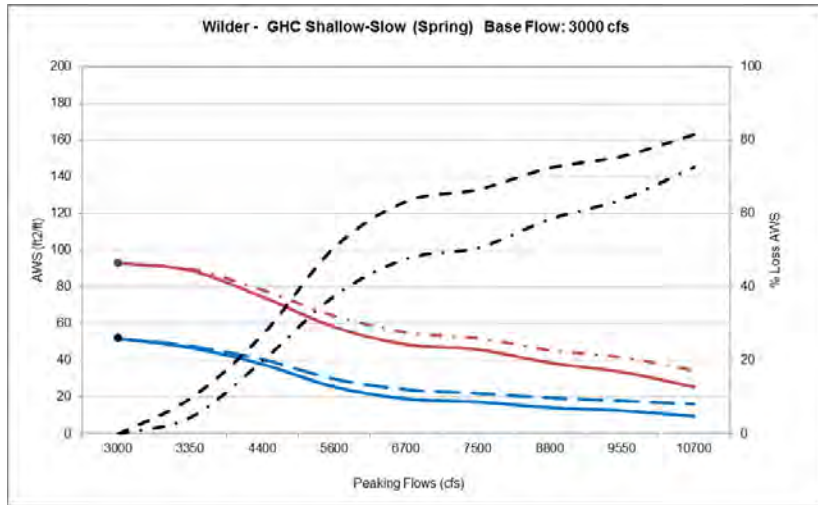


Wilder and Wilder CR GHC Shallow-Slow persistent habitat (Spring).

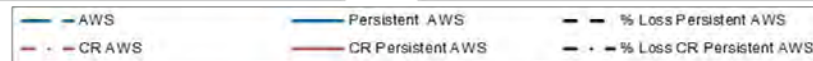
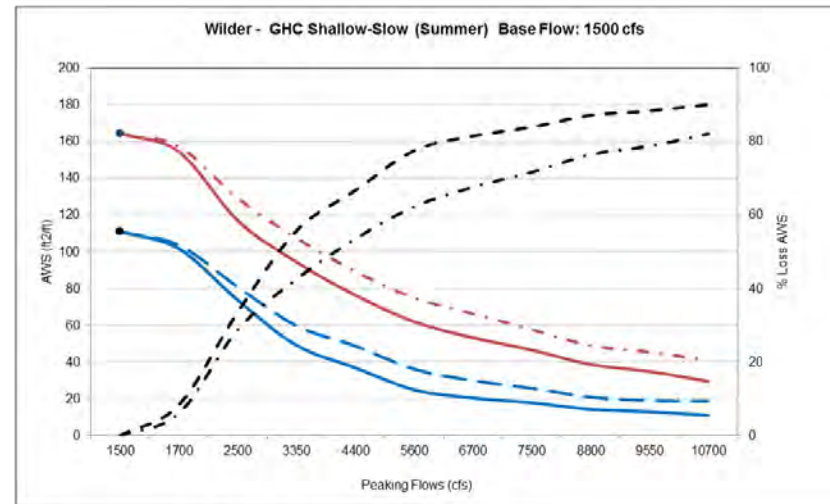
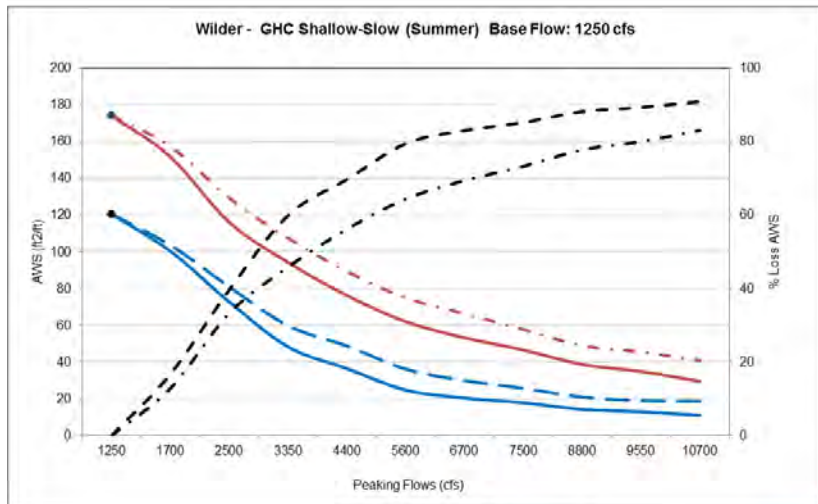
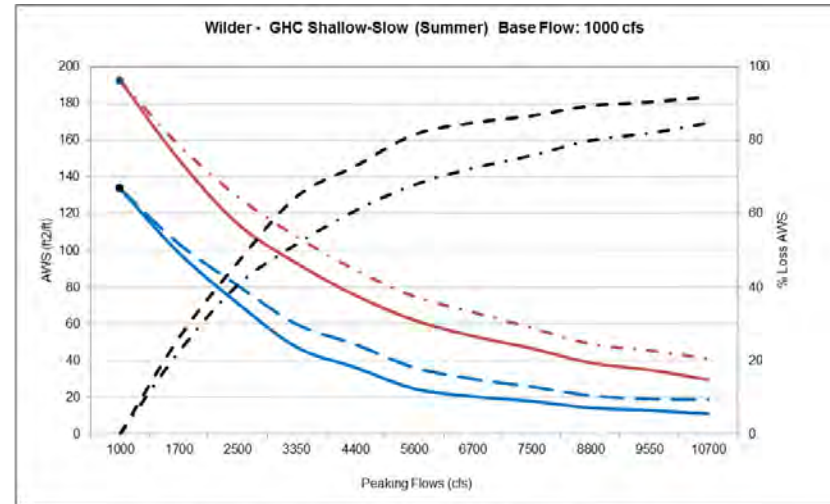
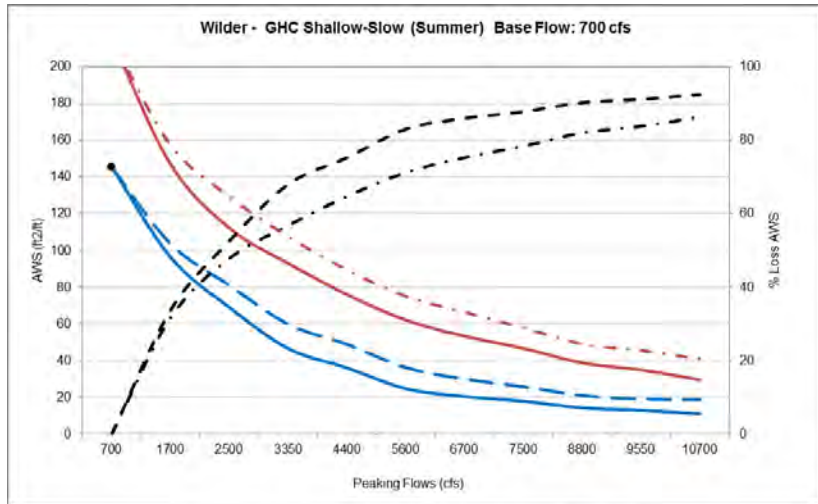


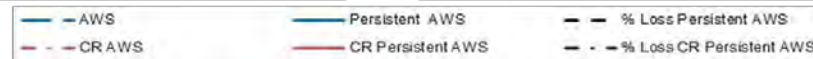
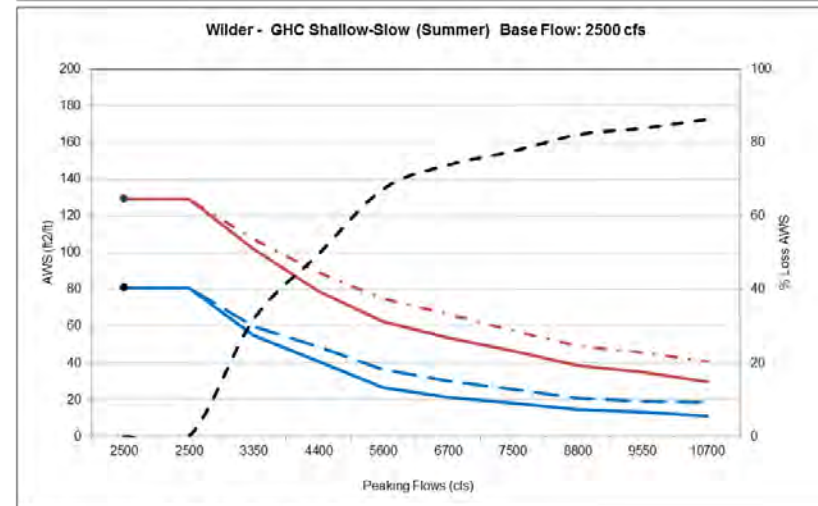
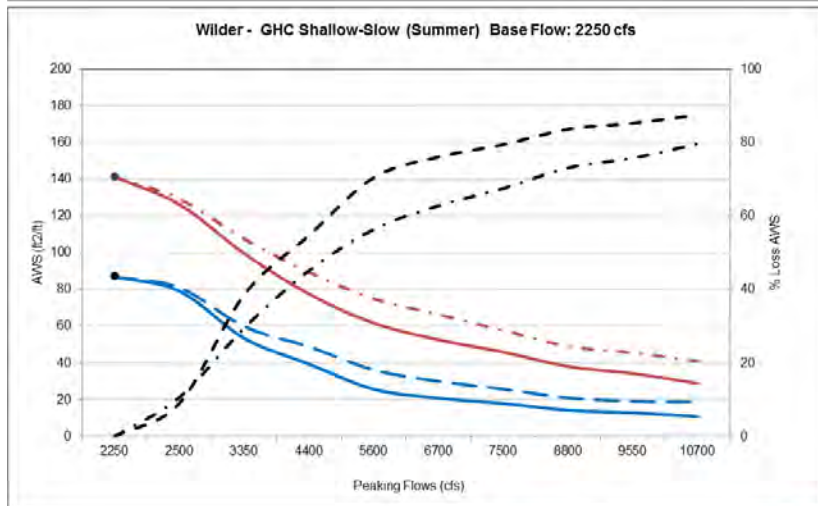
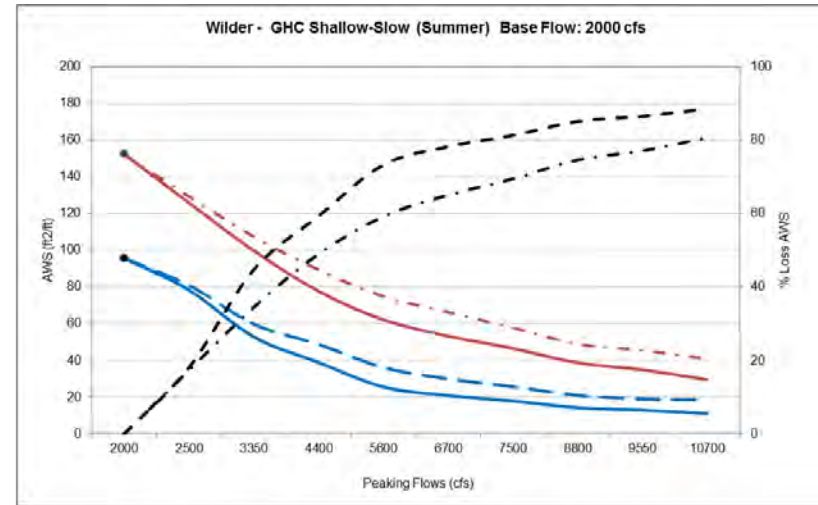


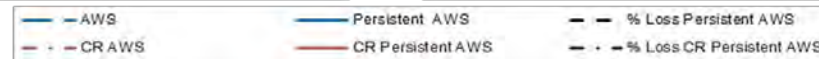
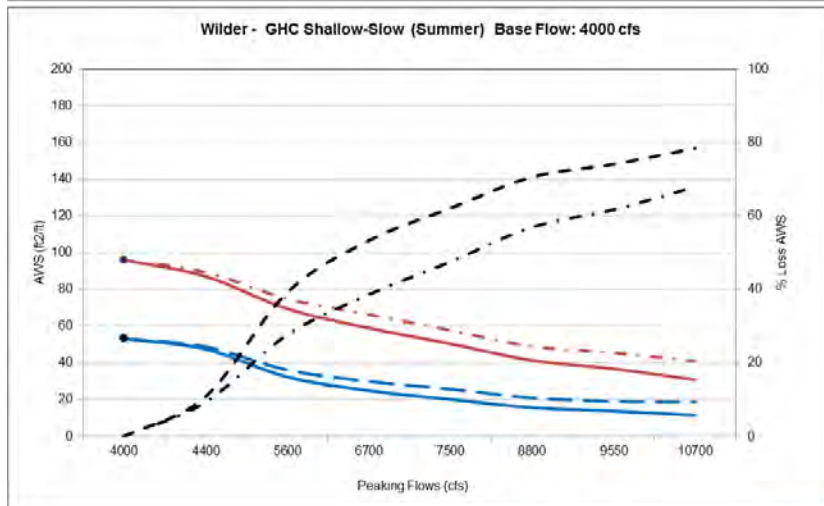
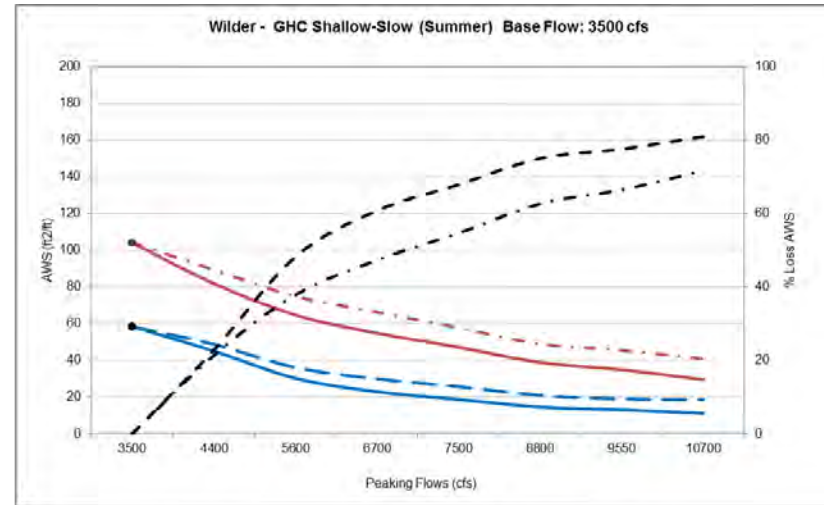
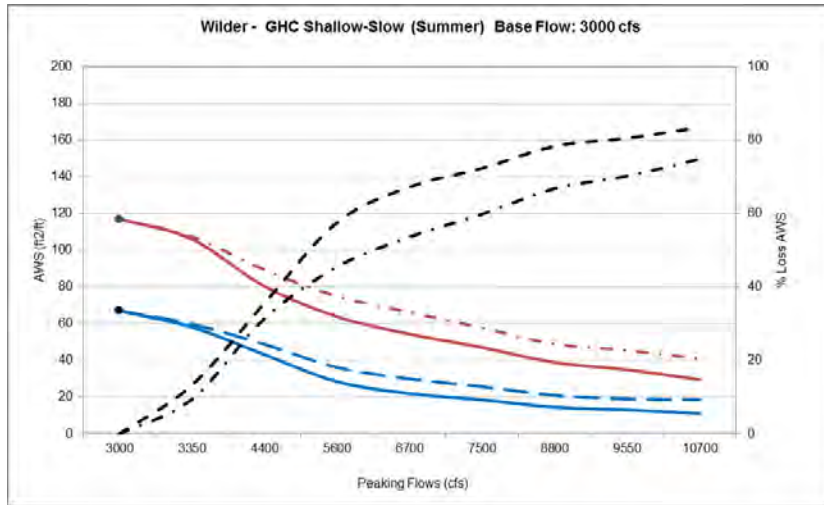




Wilder and Wilder CR GHC Shallow-Slow persistent habitat (Summer).

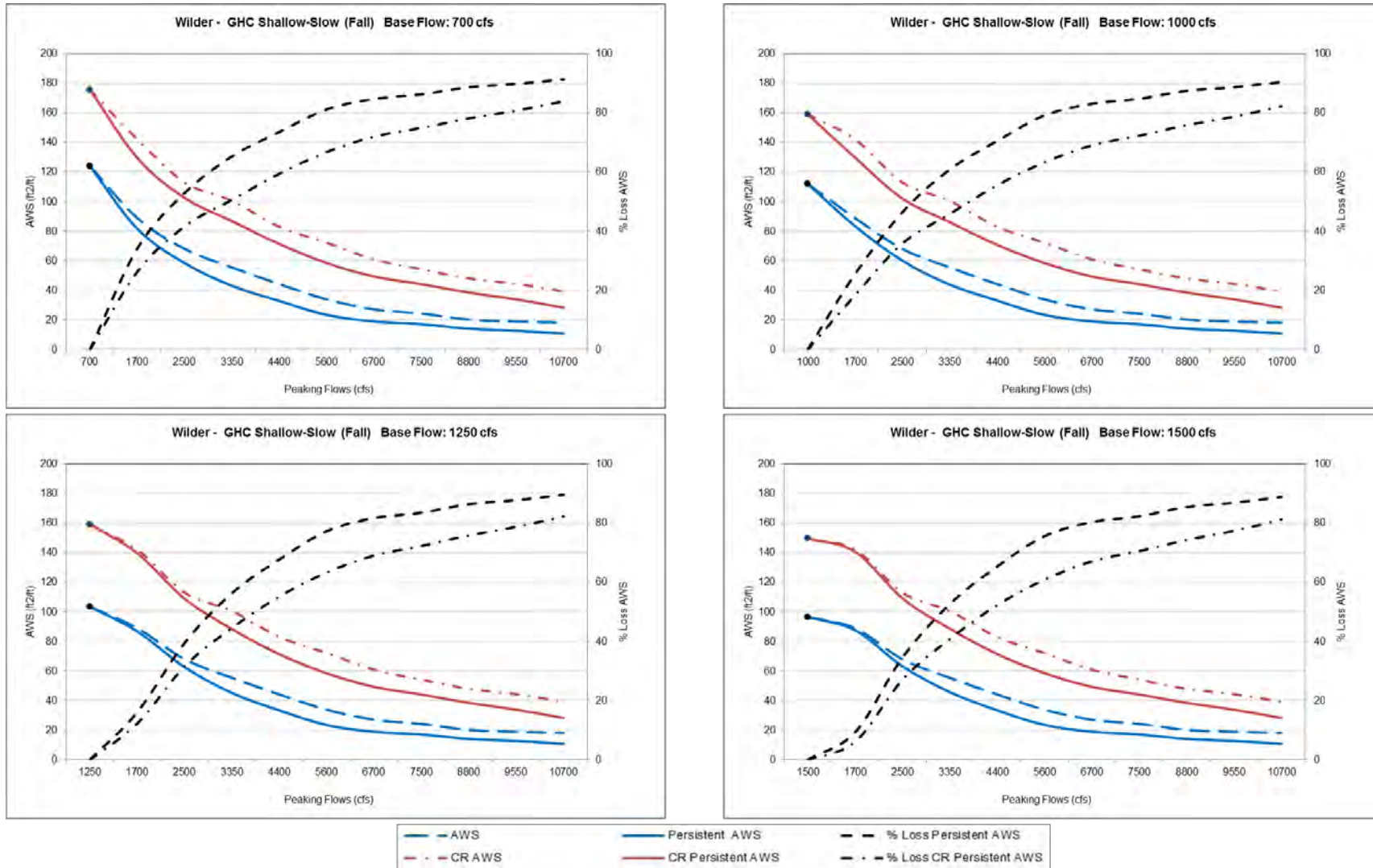




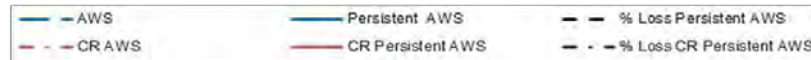
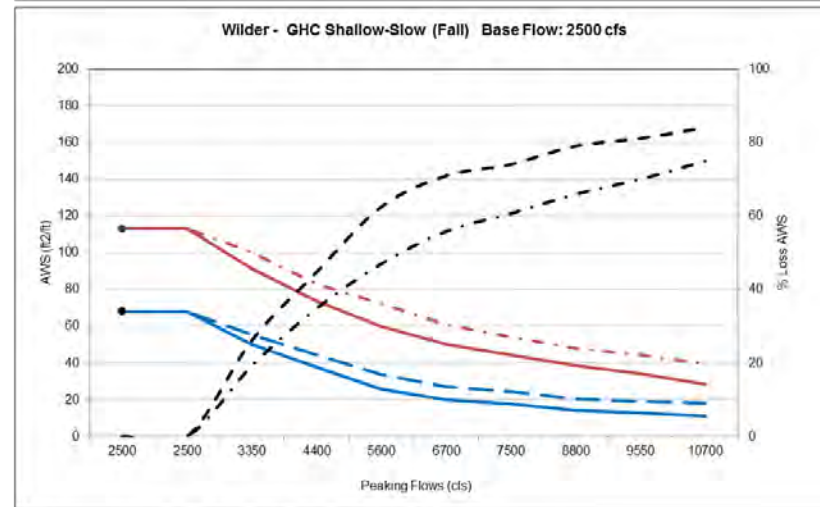
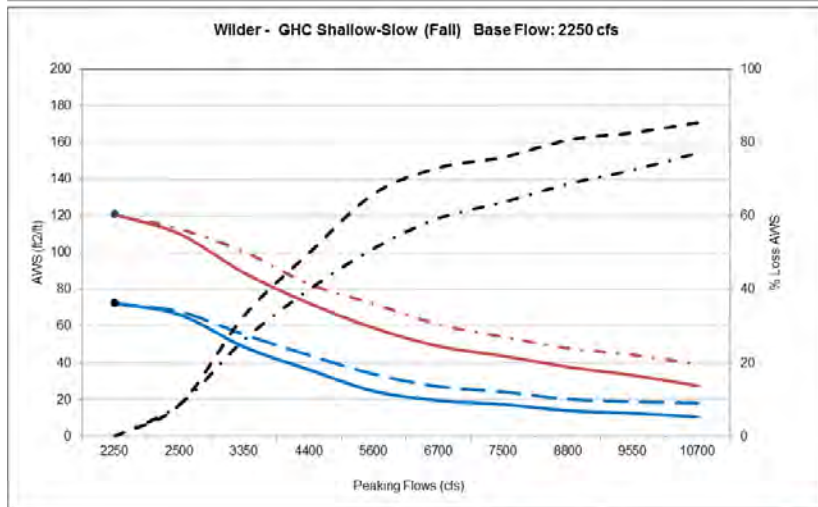
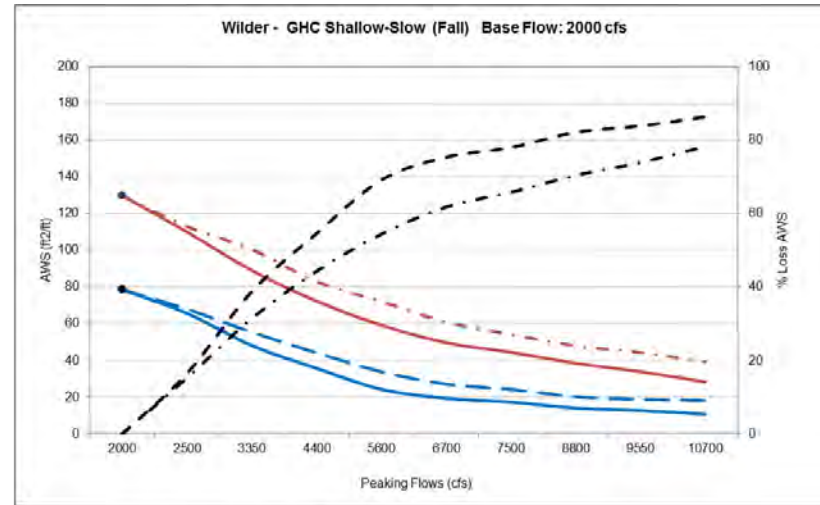
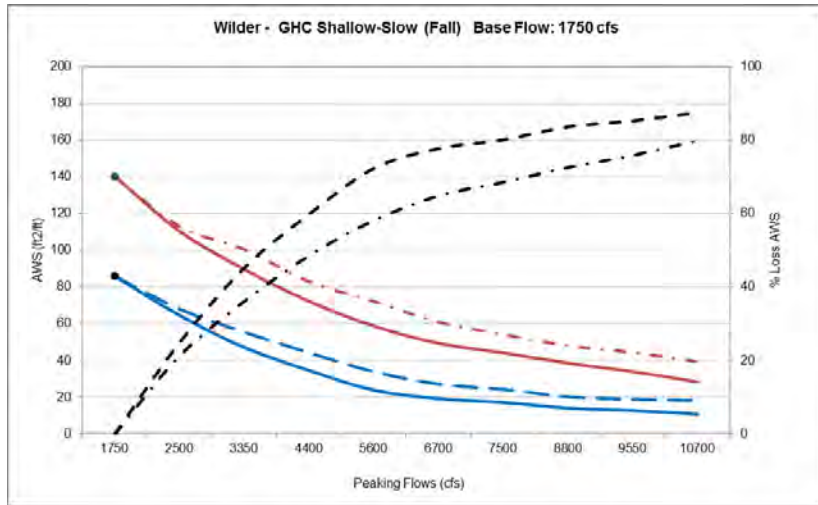


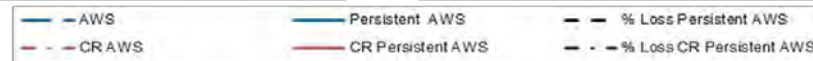
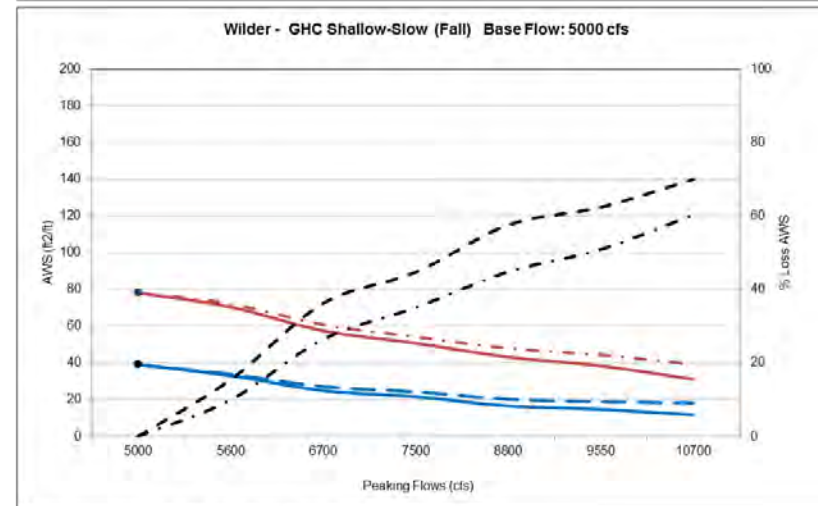
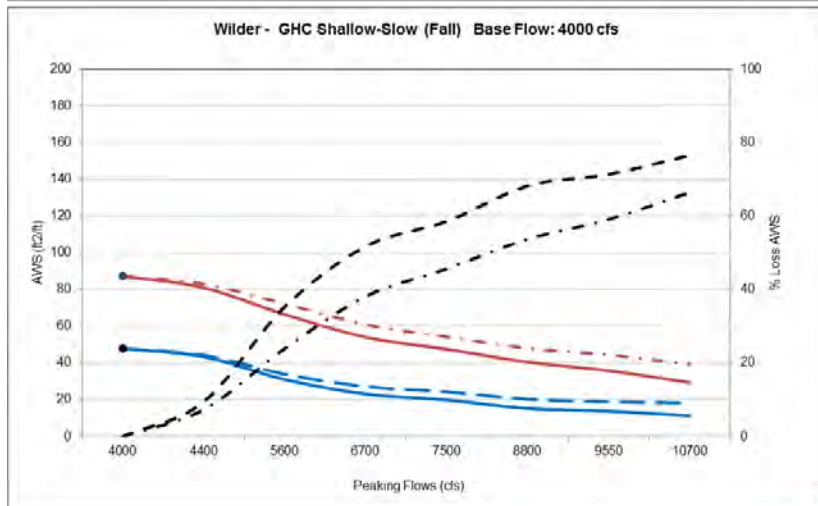
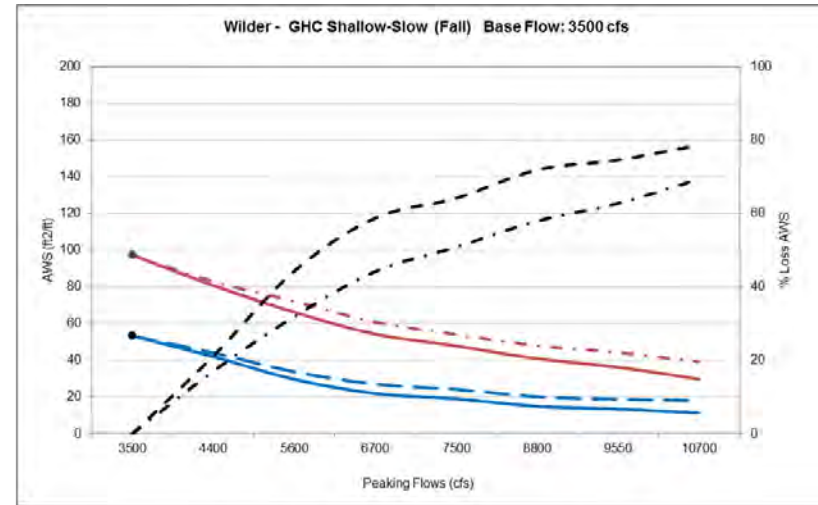
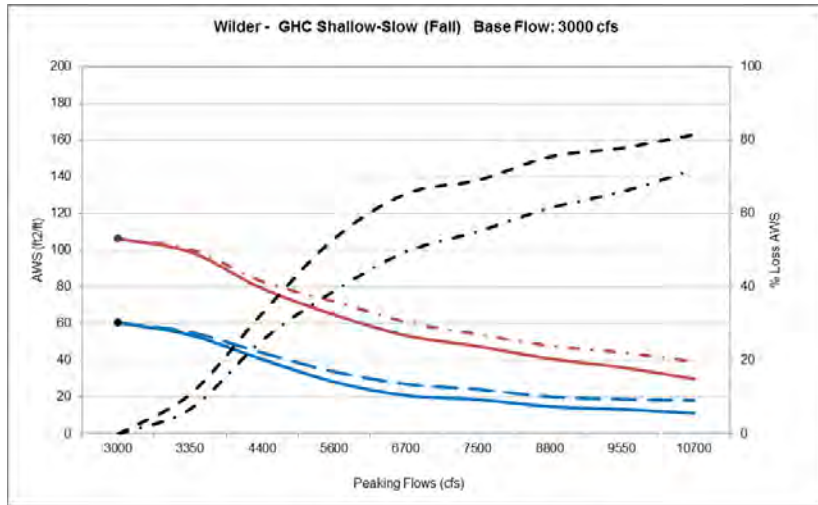


Wilder and Wilder CR GHC Shallow-Slow persistent habitat (Fall).

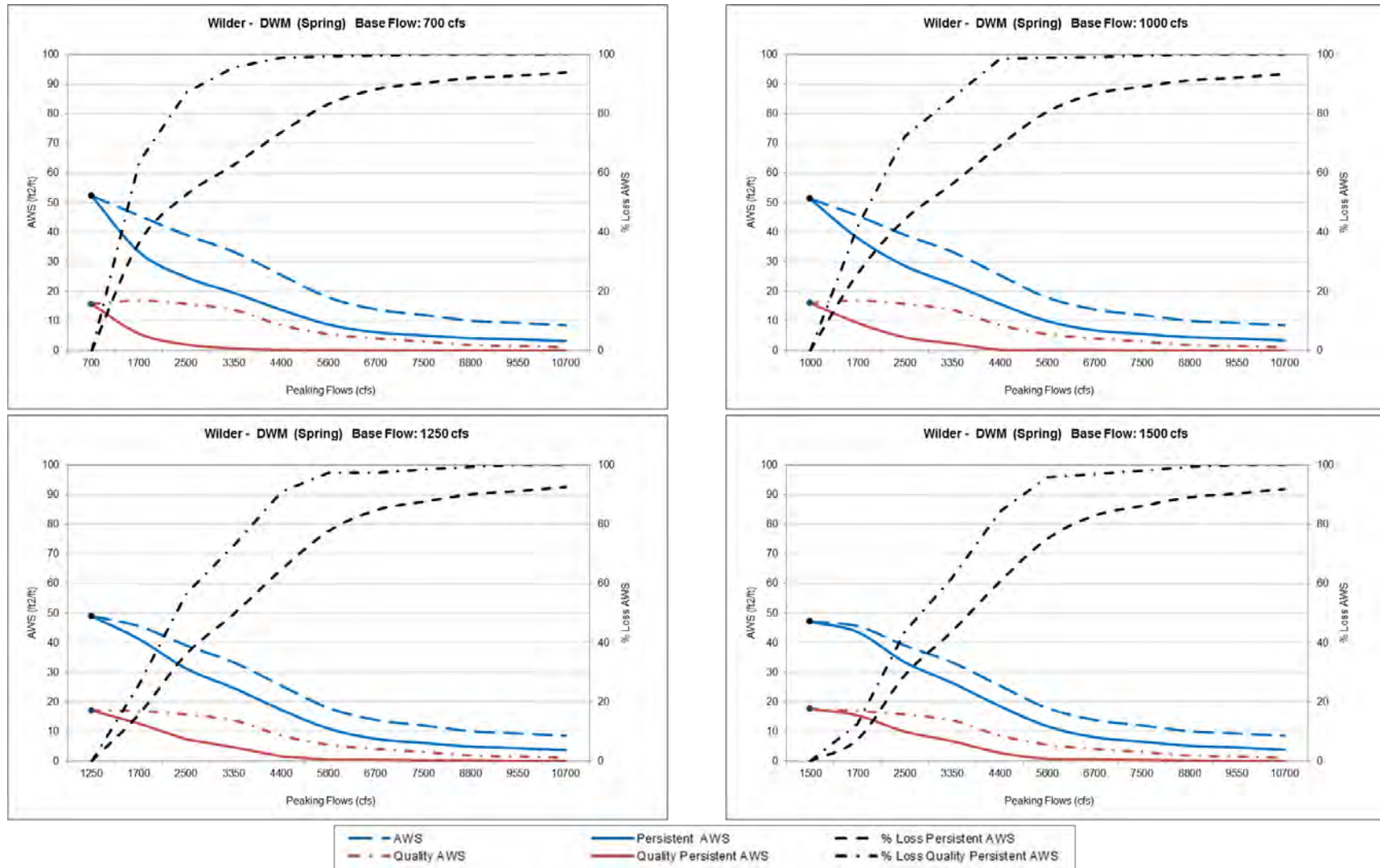


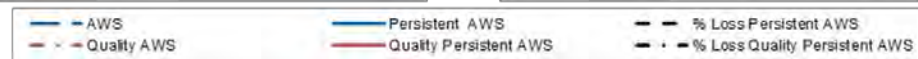
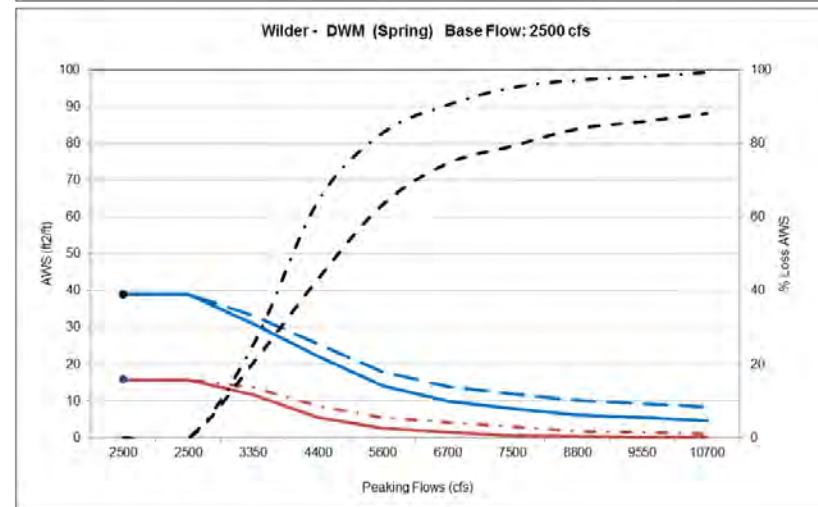
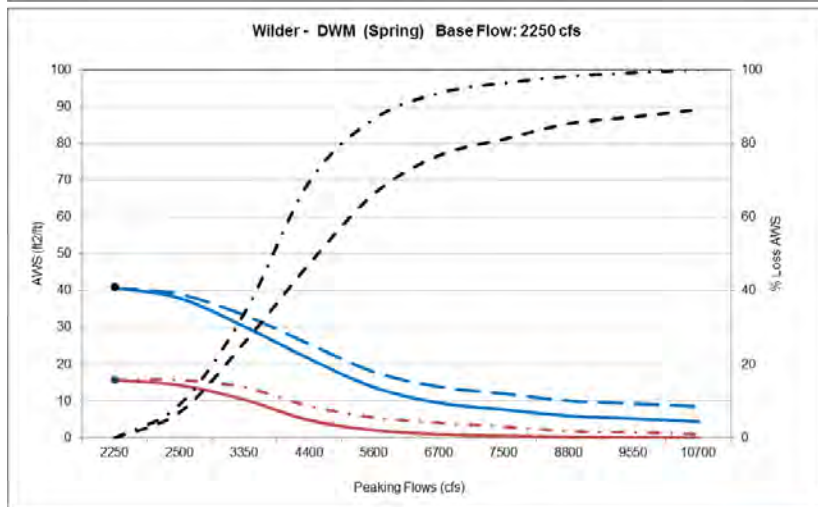
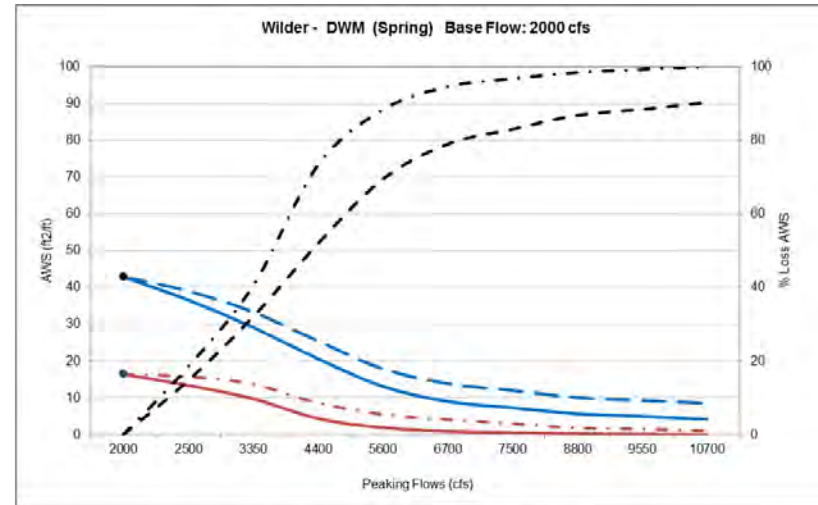
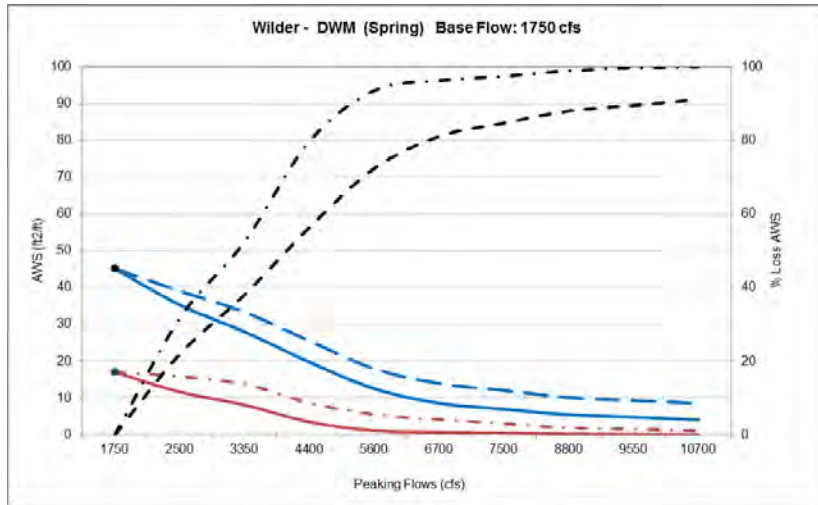




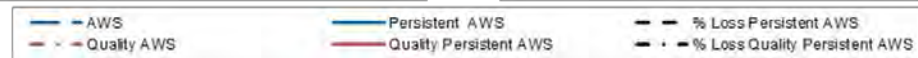
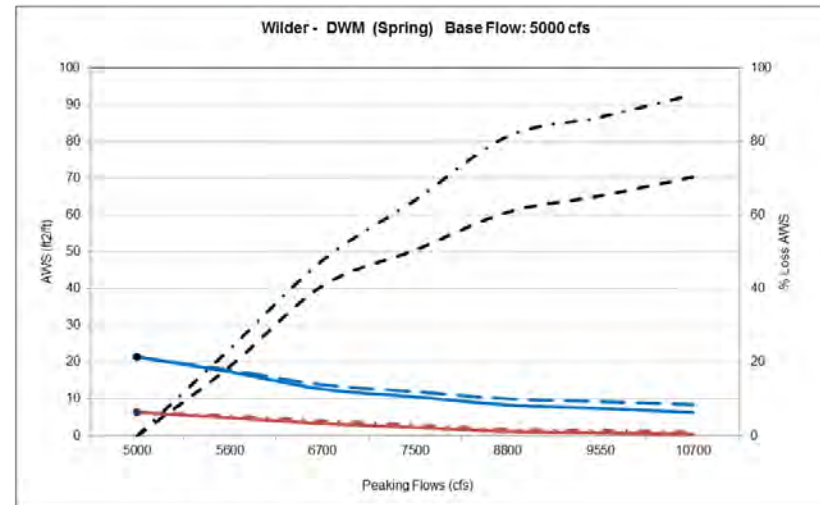
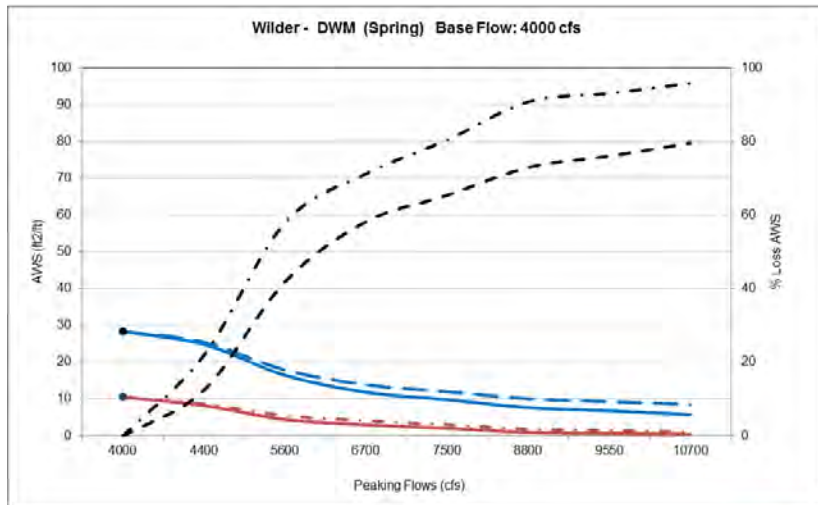
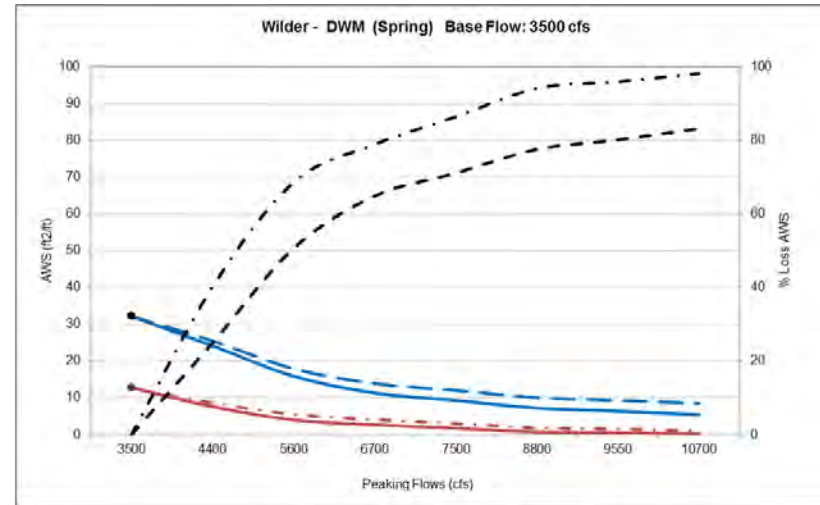
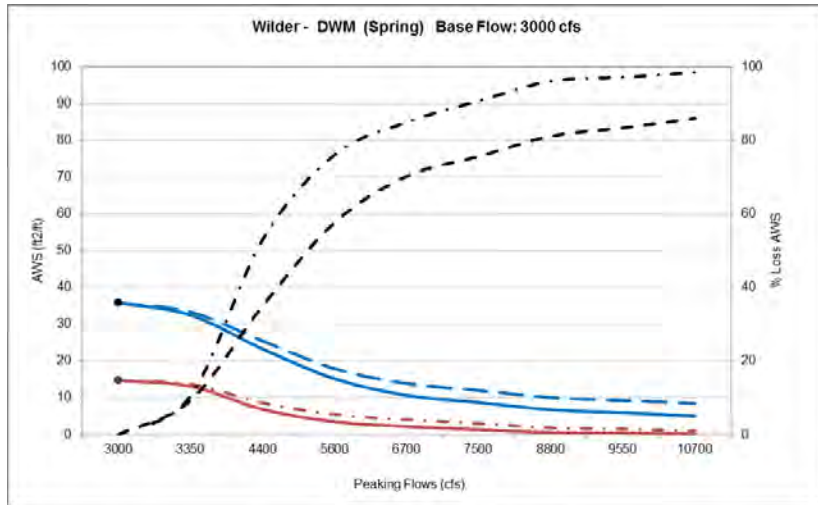


Wilder Dwarf Wedgemussel persistent and persistent quality habitat (Spring).

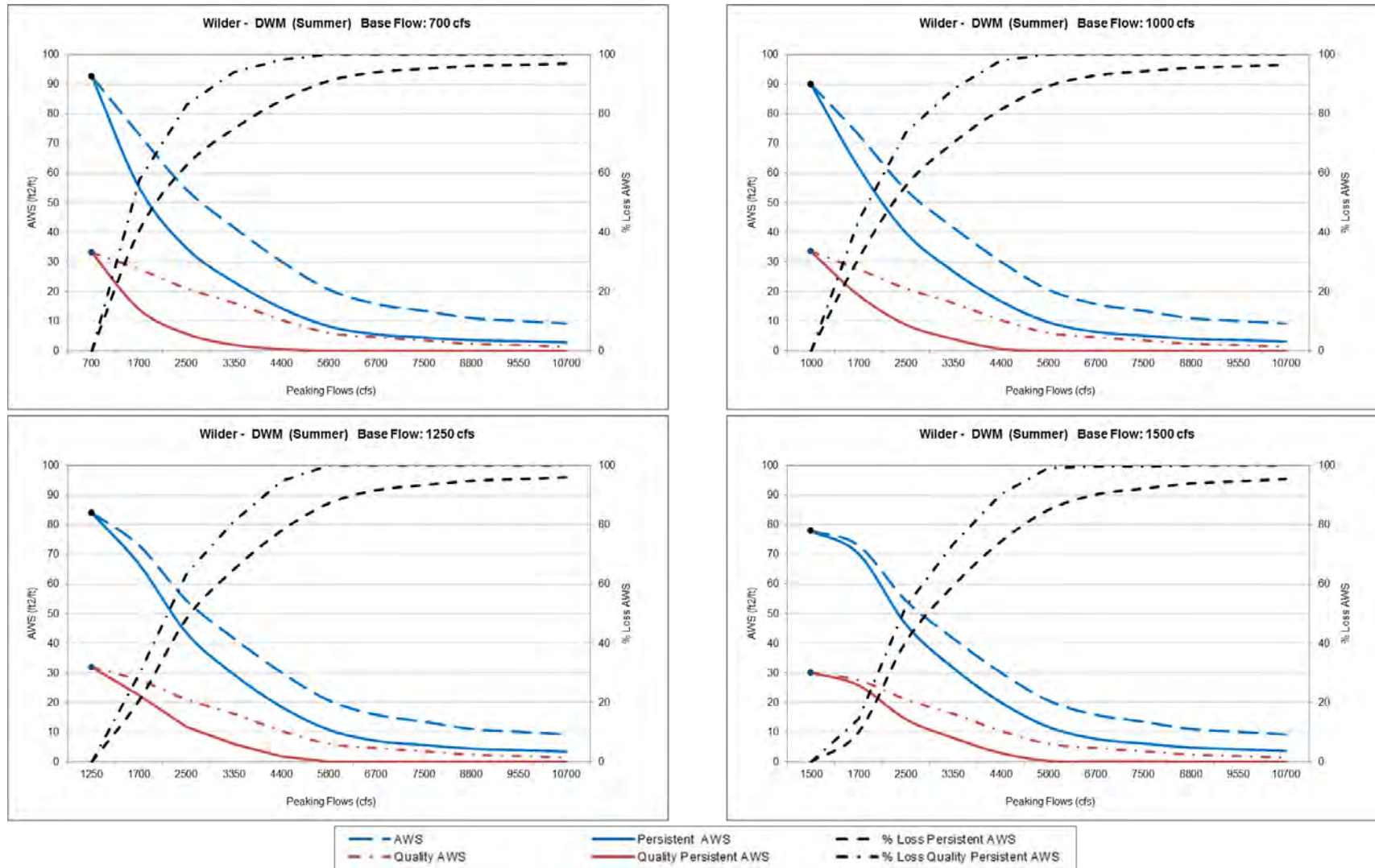


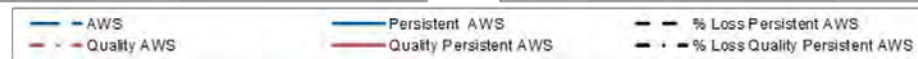
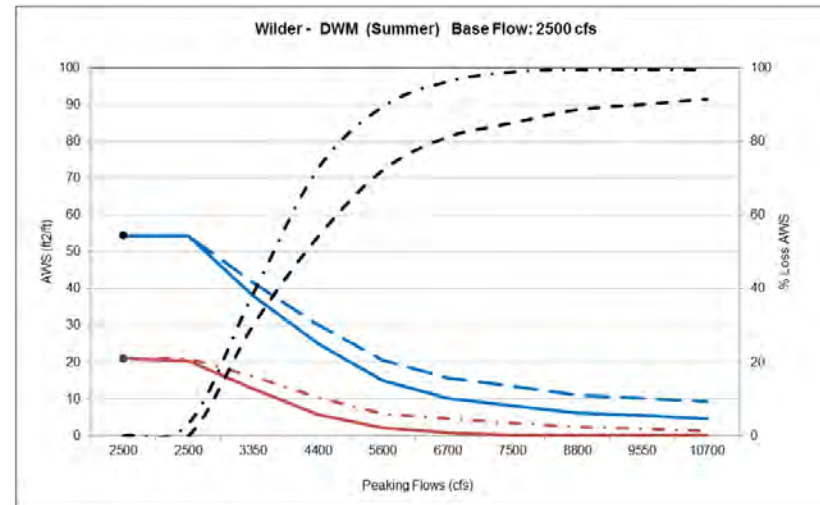
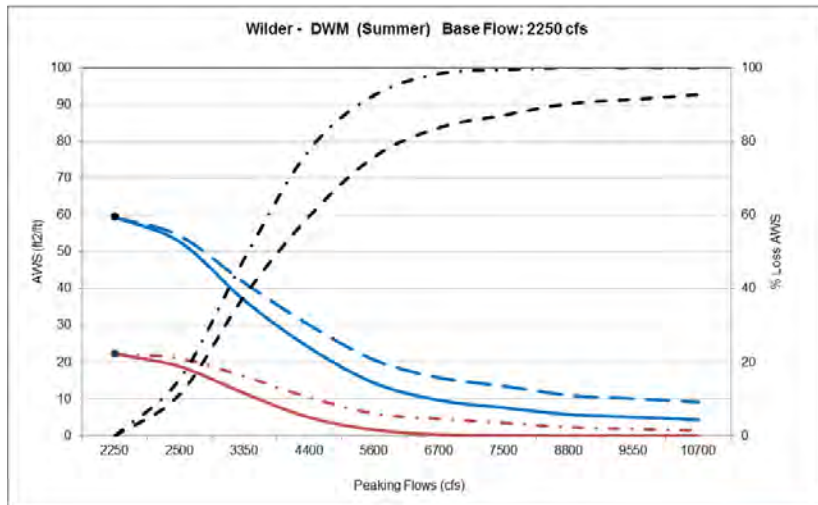
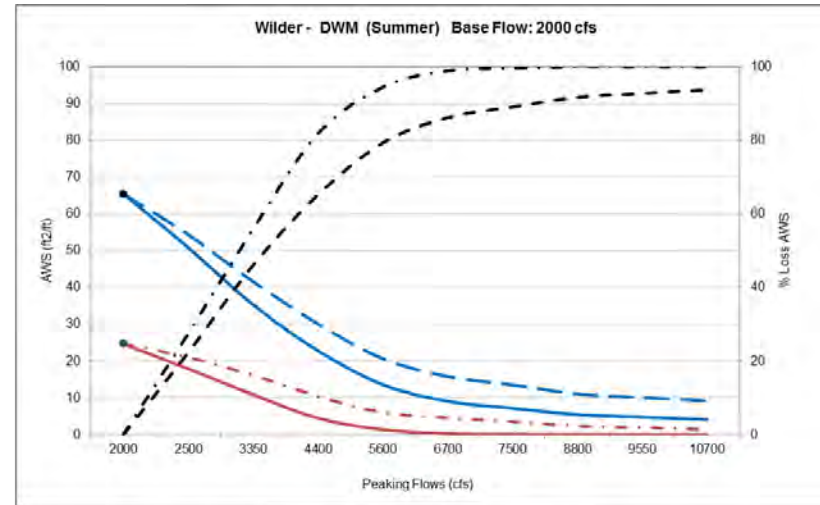
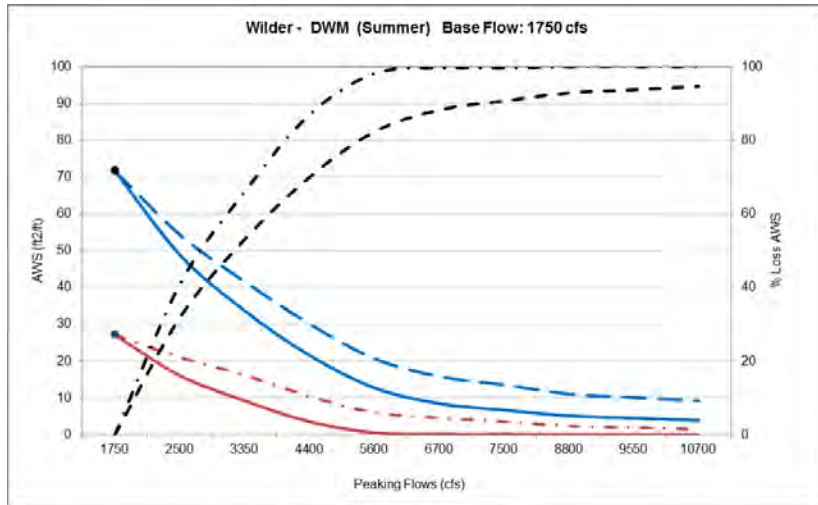


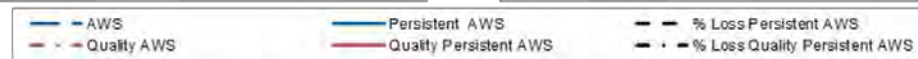
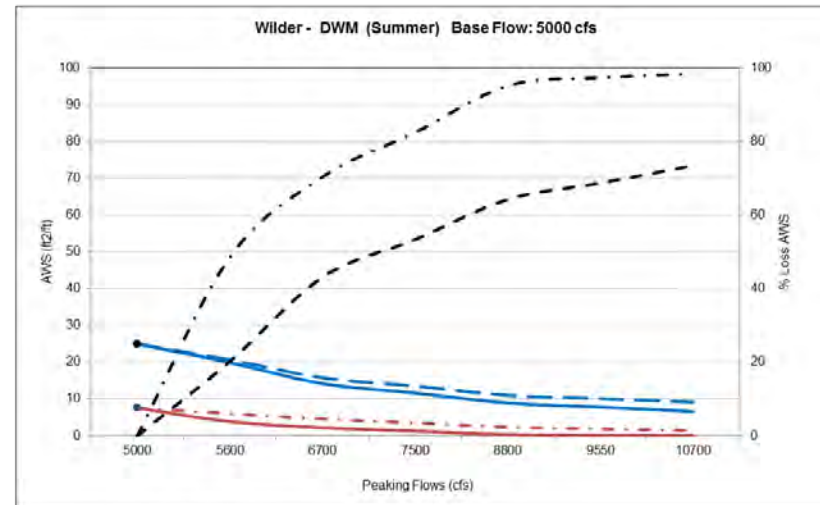
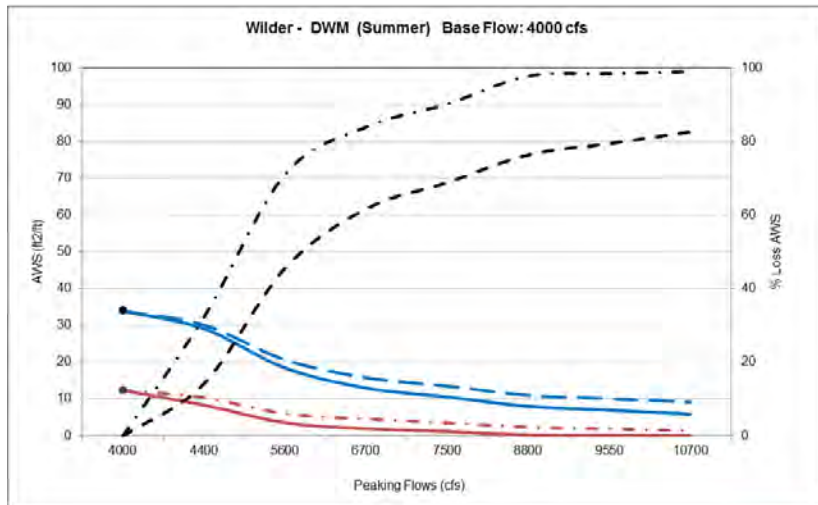
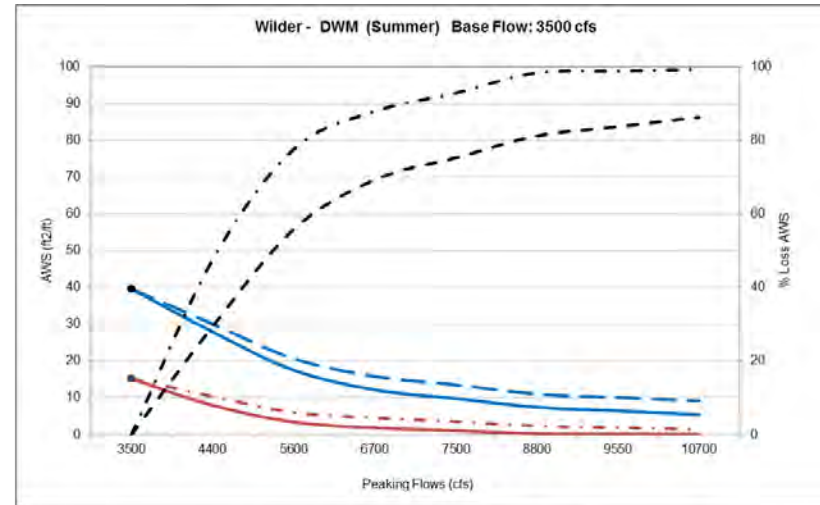
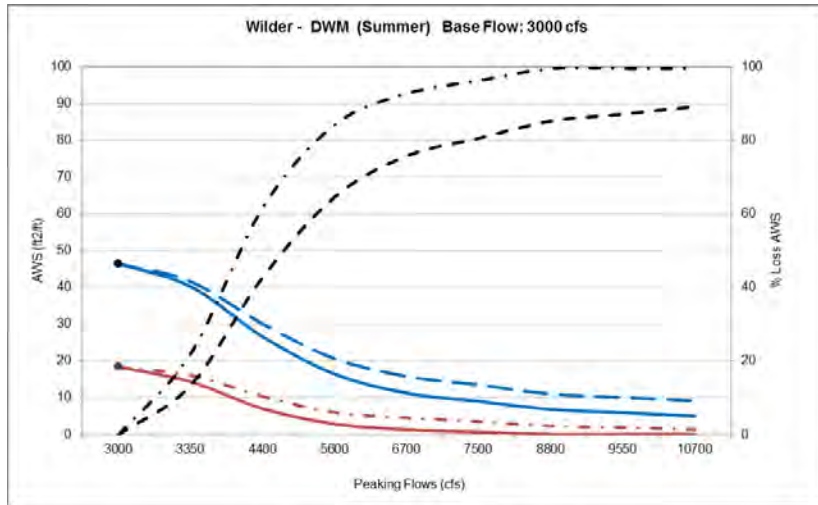




Wilder Dwarf Wedgemussel persistent and persistent quality habitat (Summer).

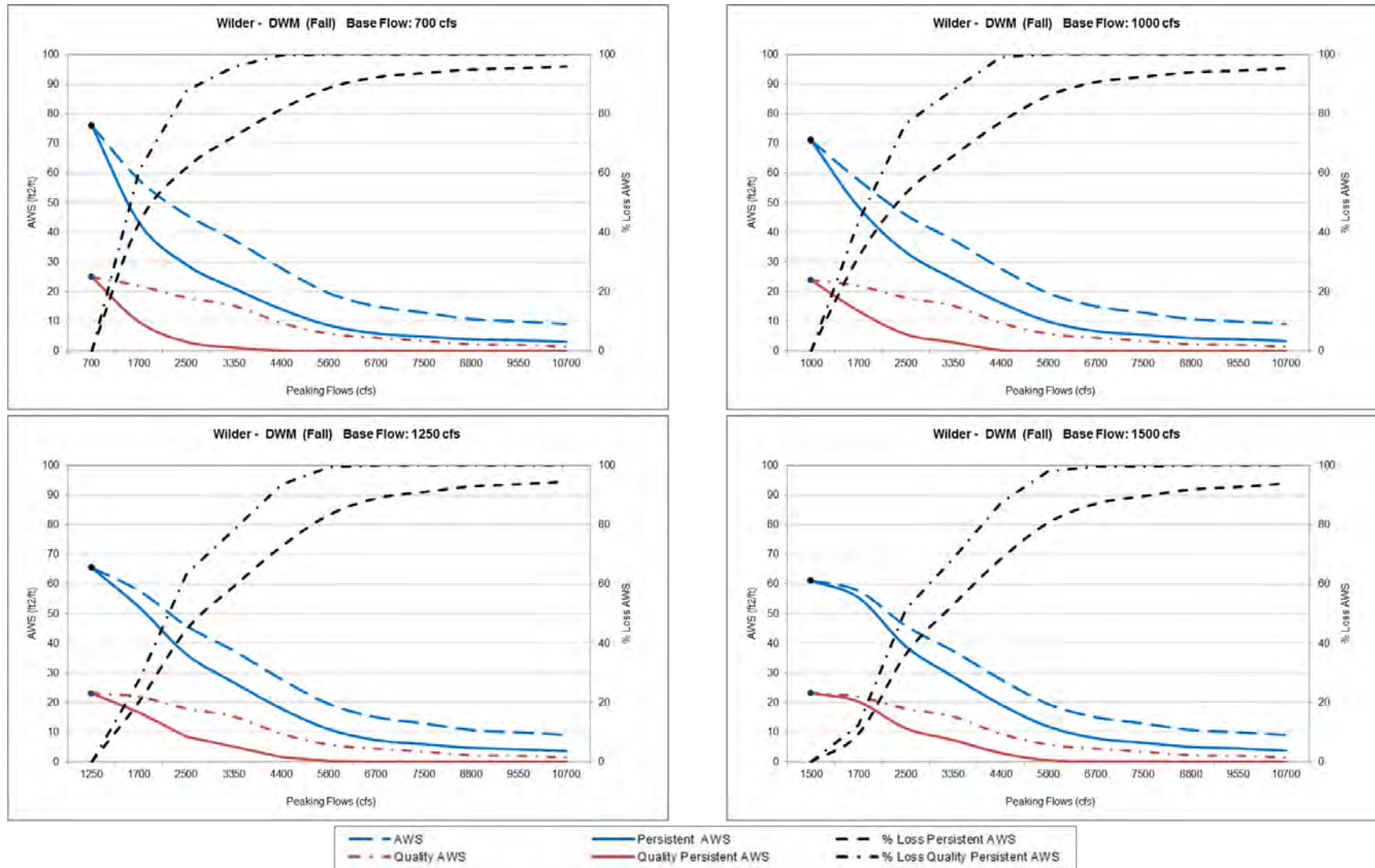


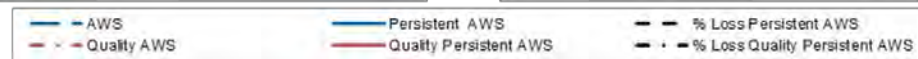
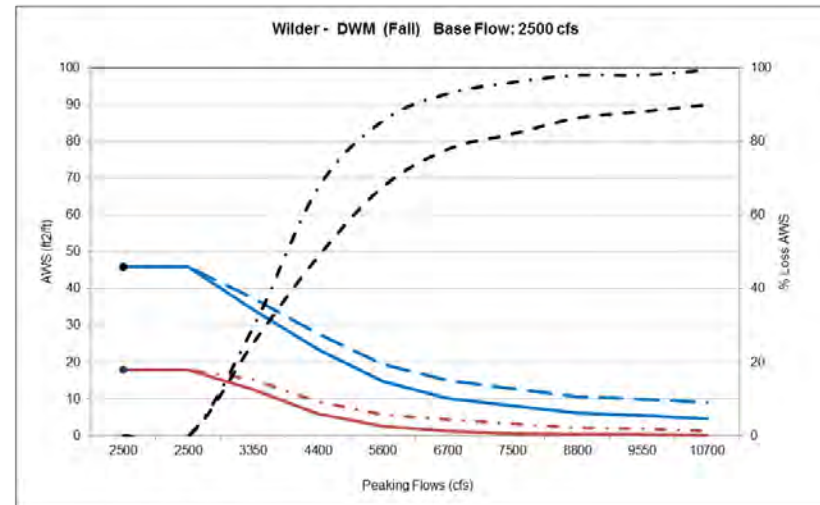
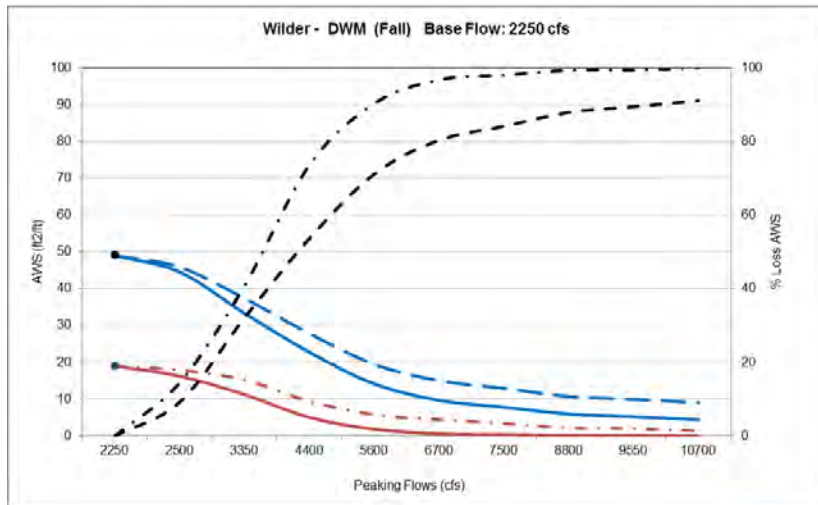
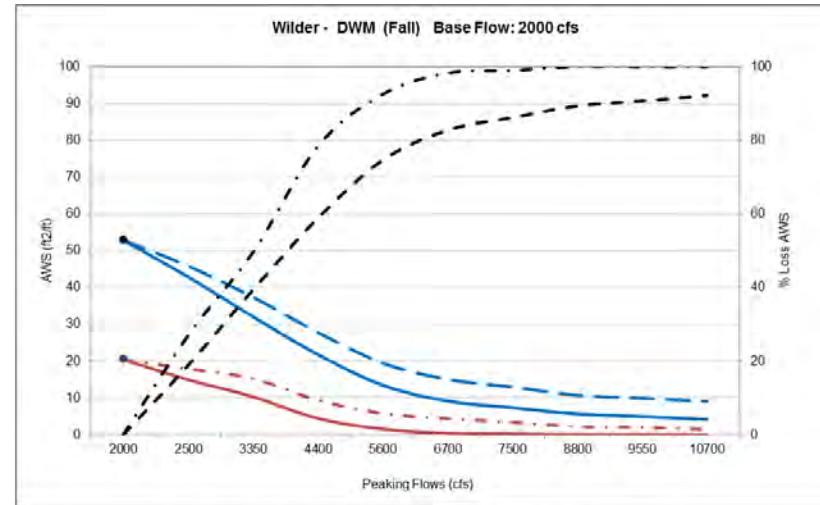
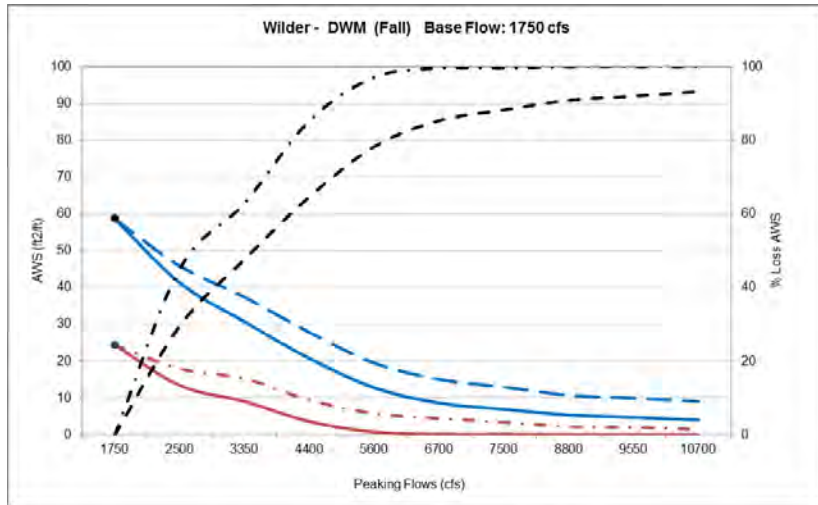


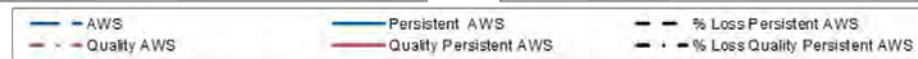
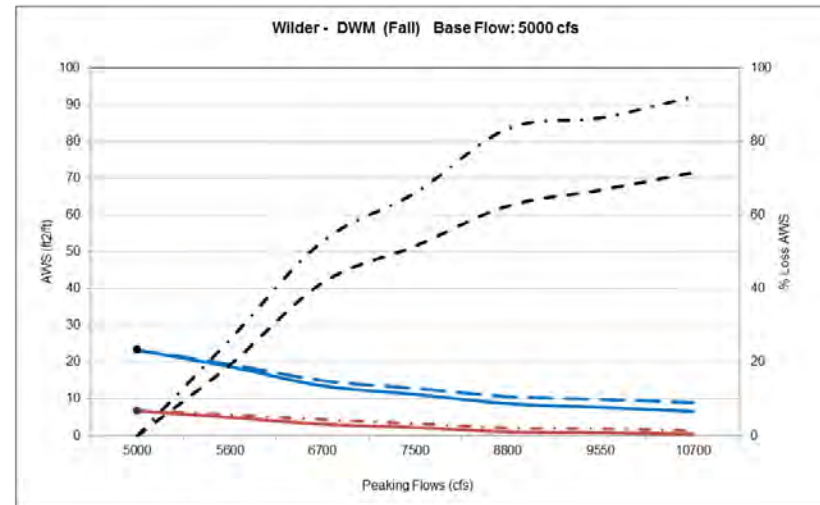
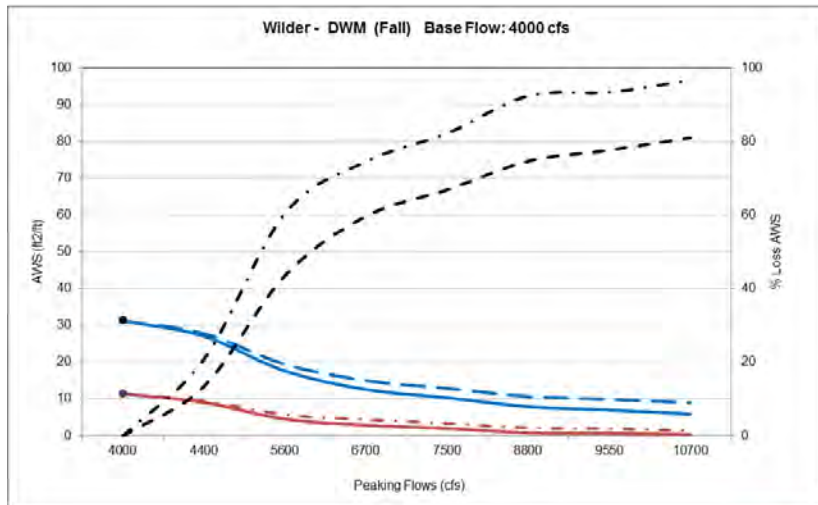
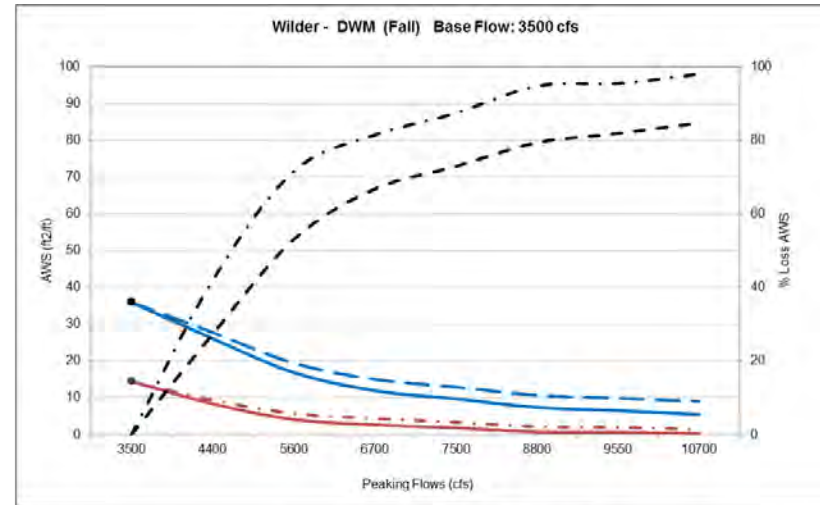
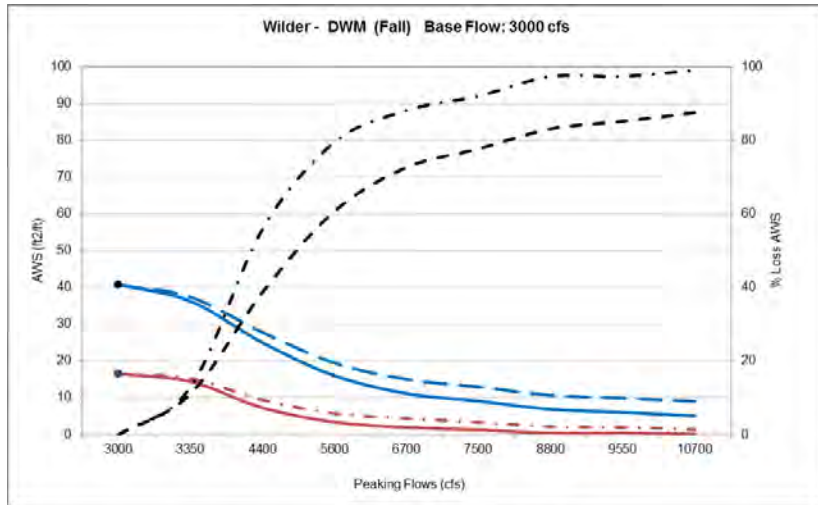




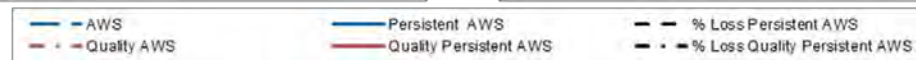
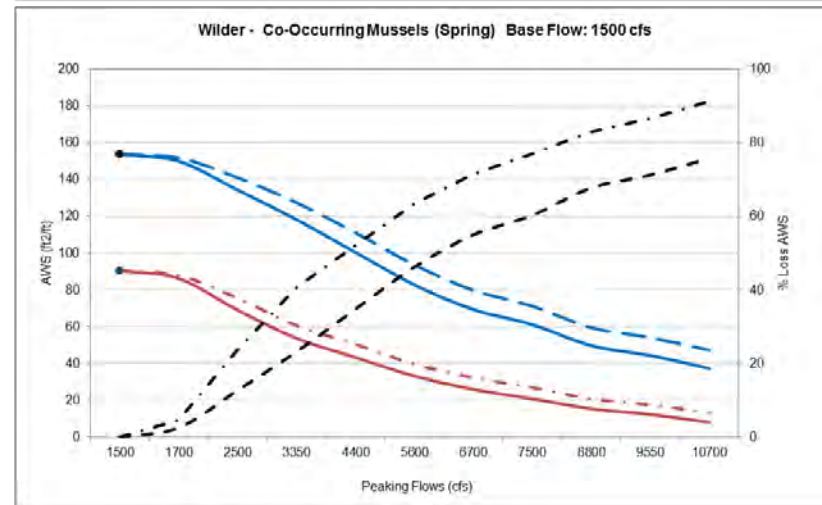
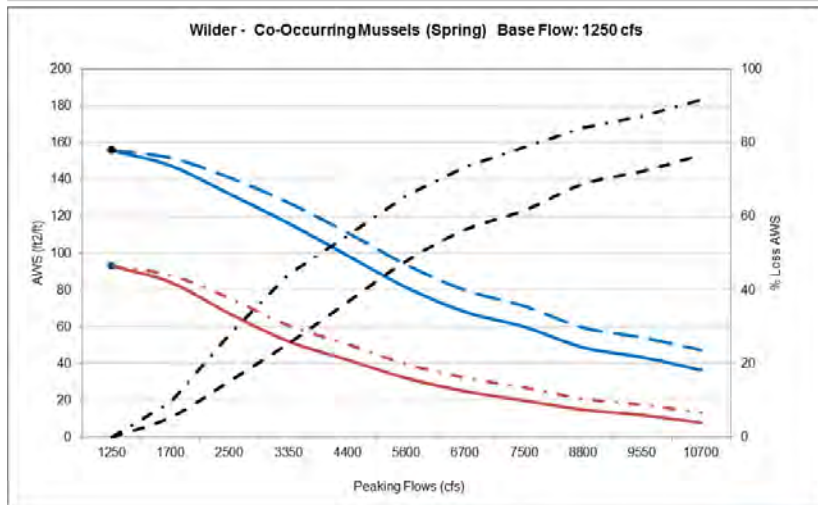
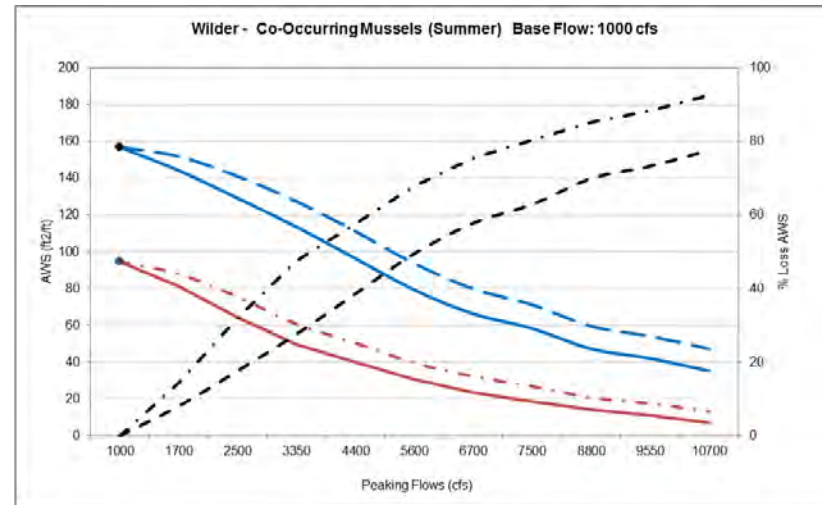
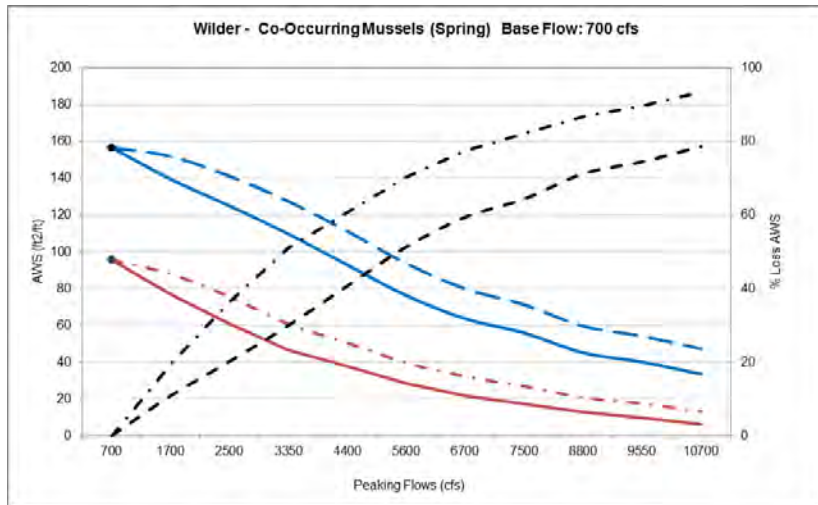
Wilder Dwarf Wedgemussel persistent and persistent quality habitat (Fall).



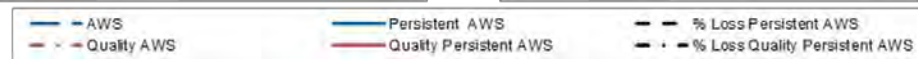
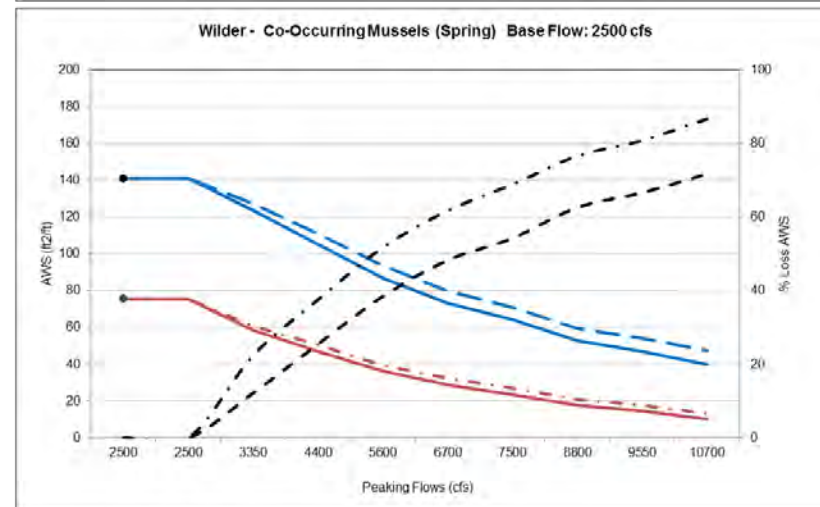
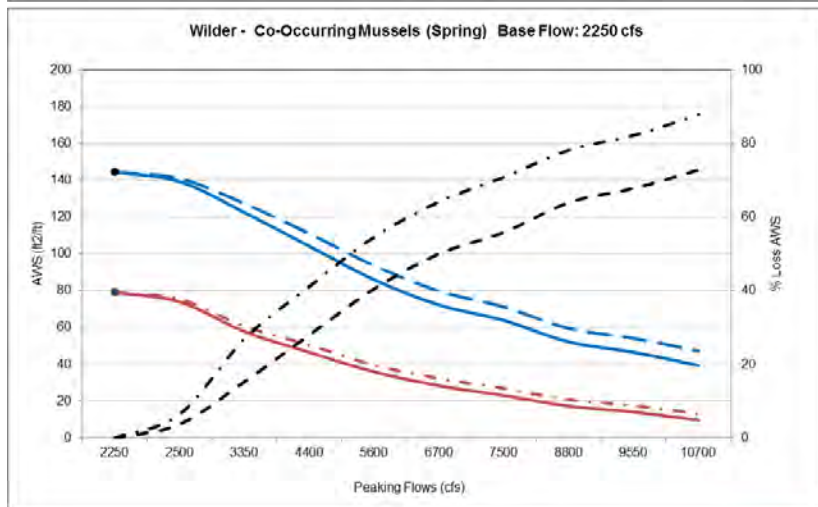
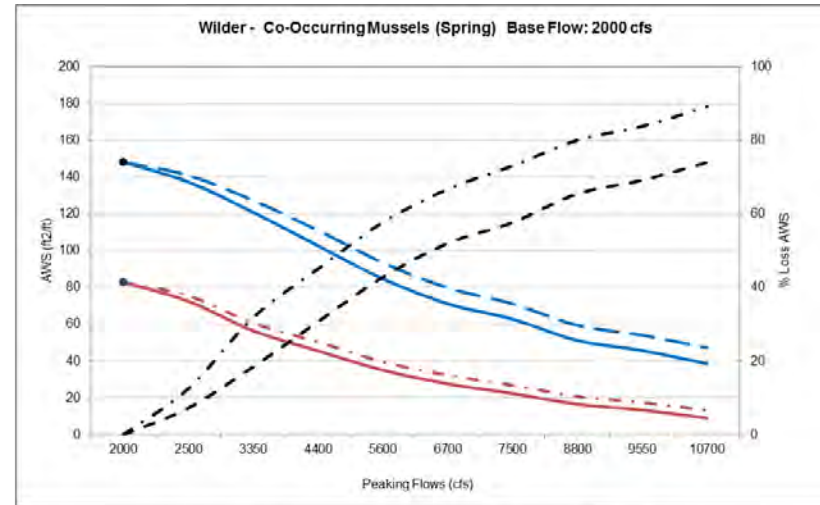
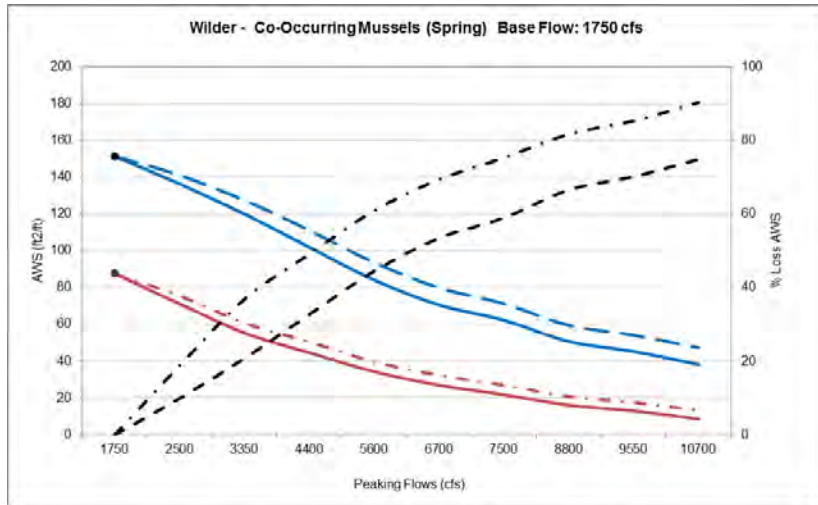


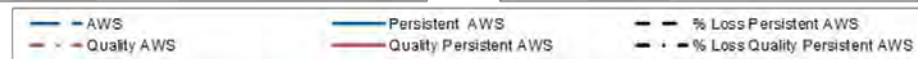
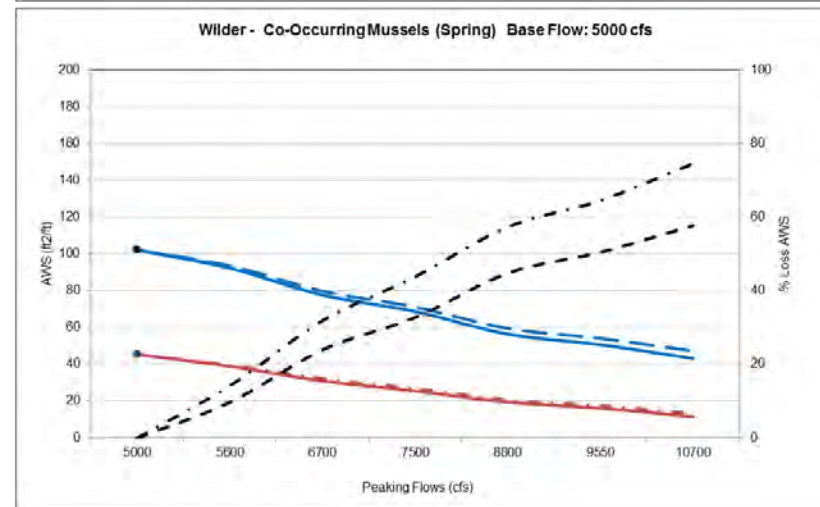
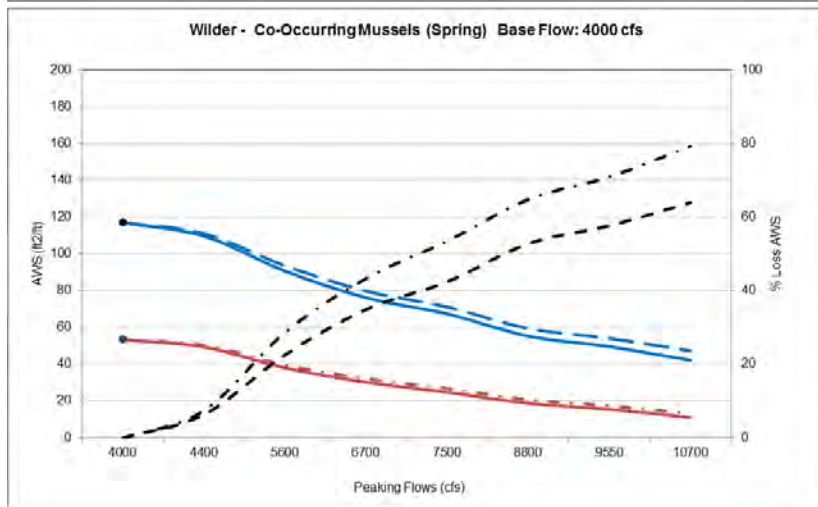
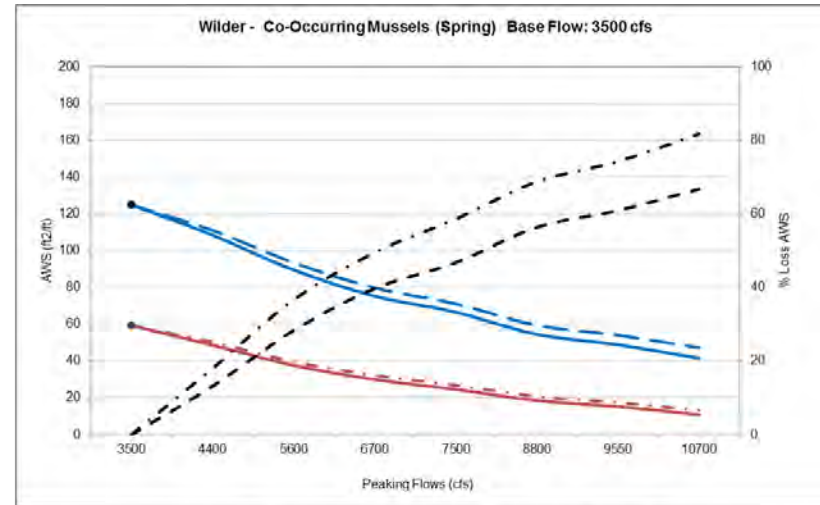
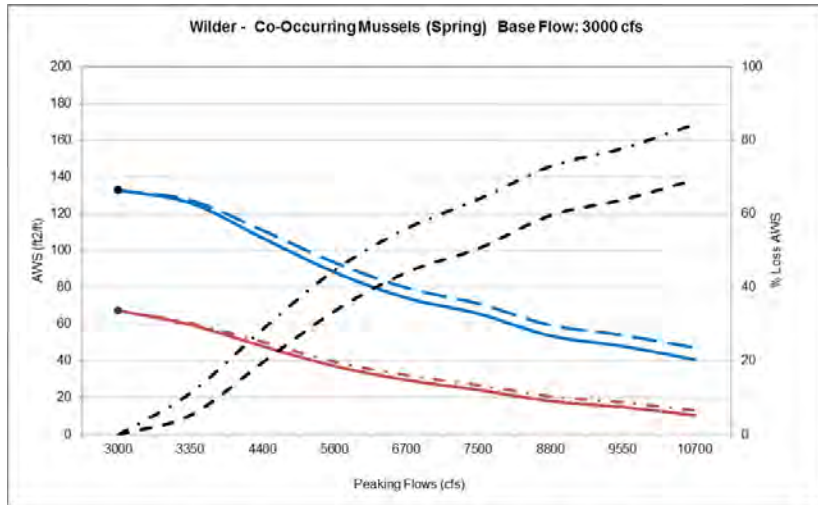


Wilder Co-occurring mussels persistent and persistent quality habitat (Spring).

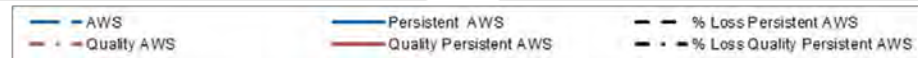
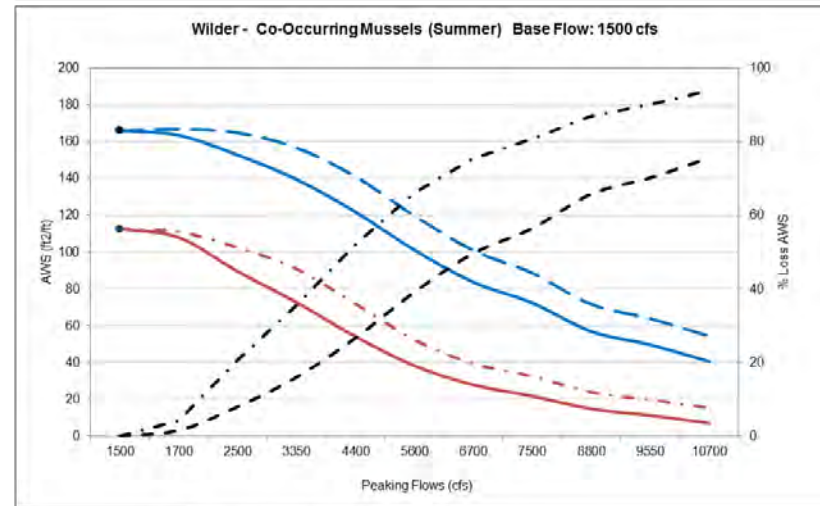
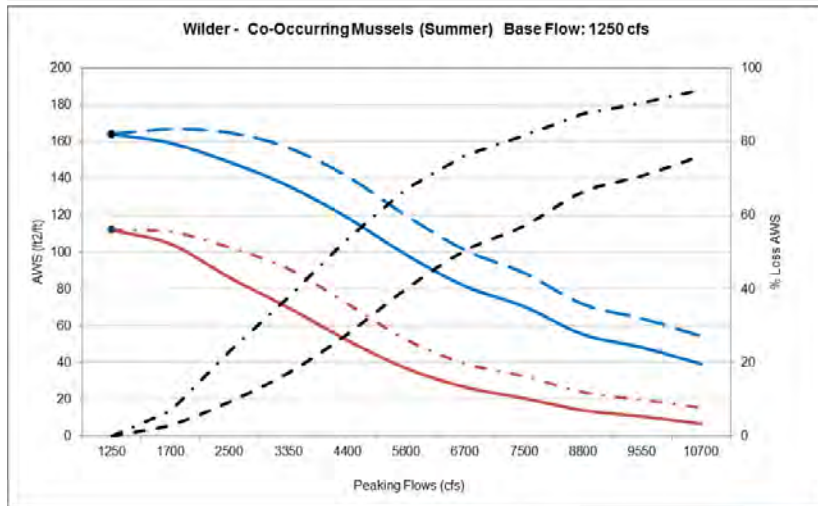
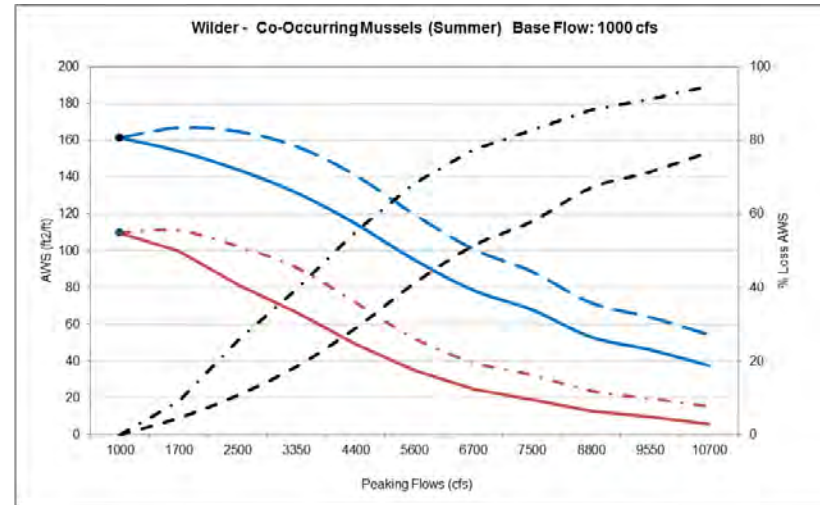
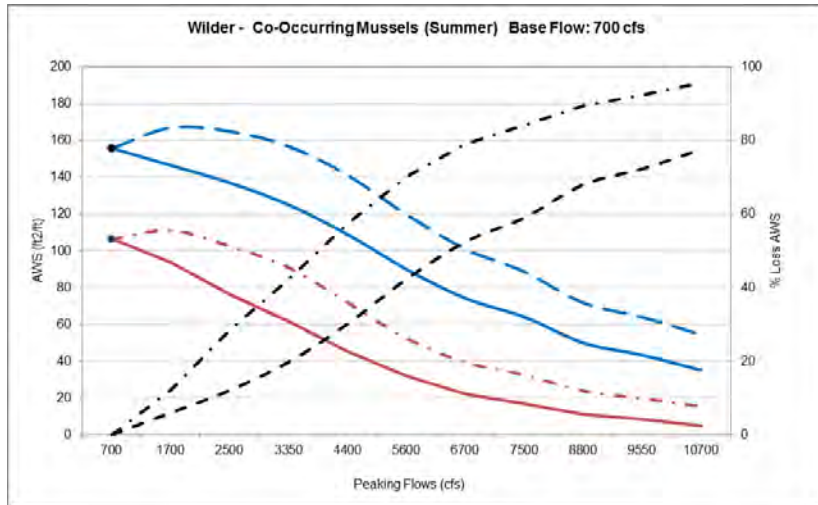




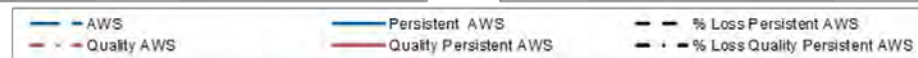
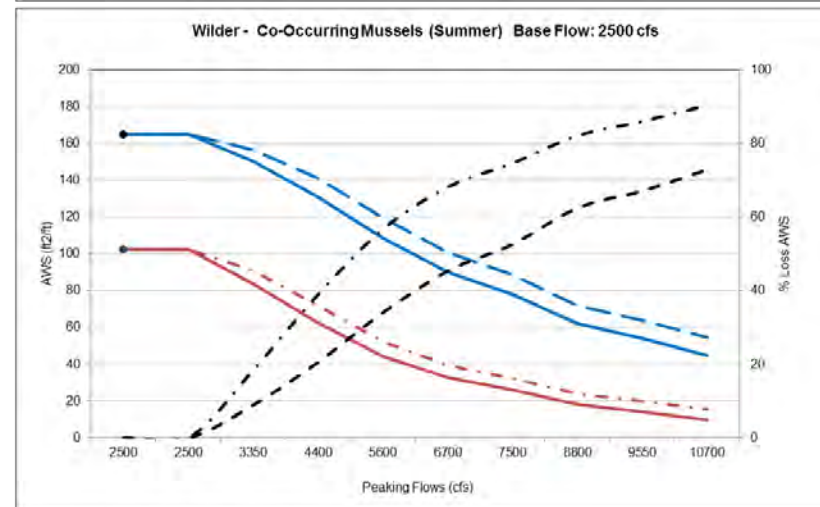
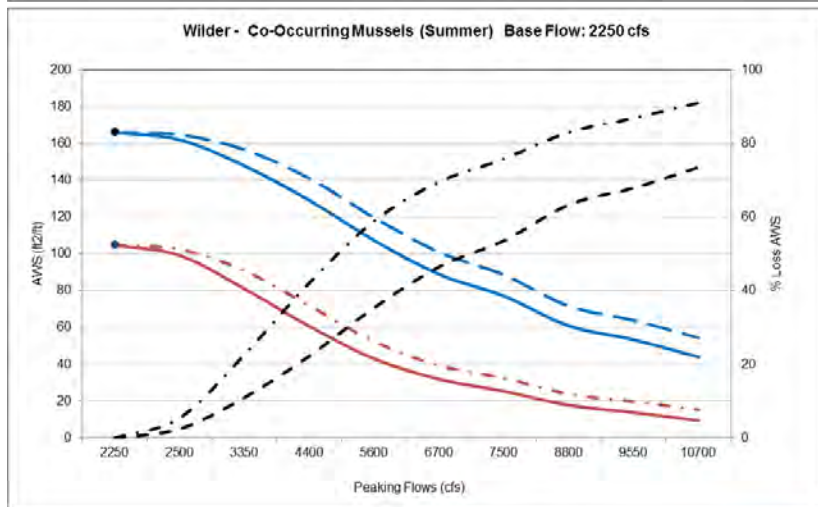
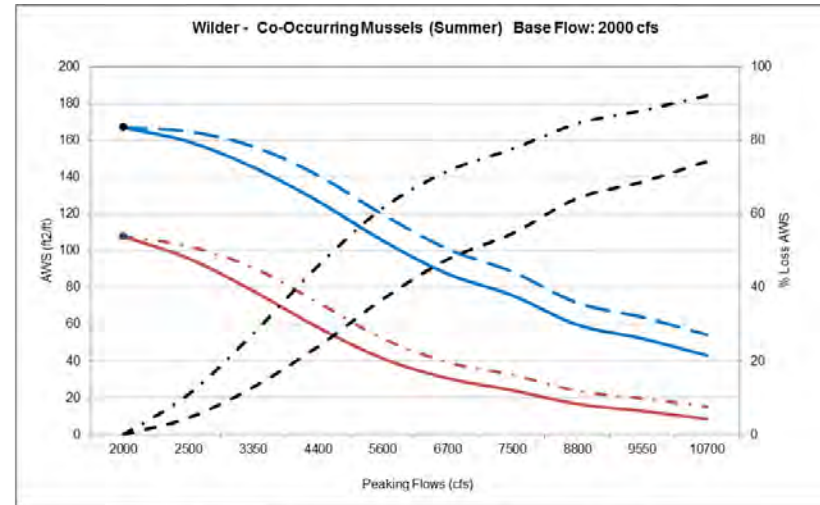
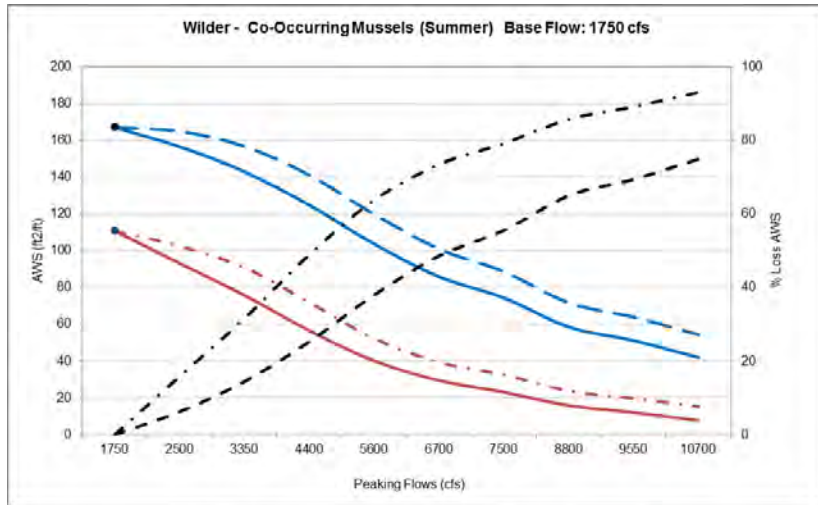




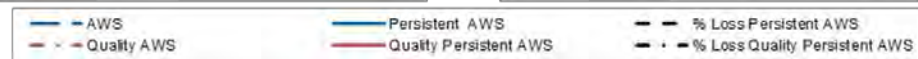
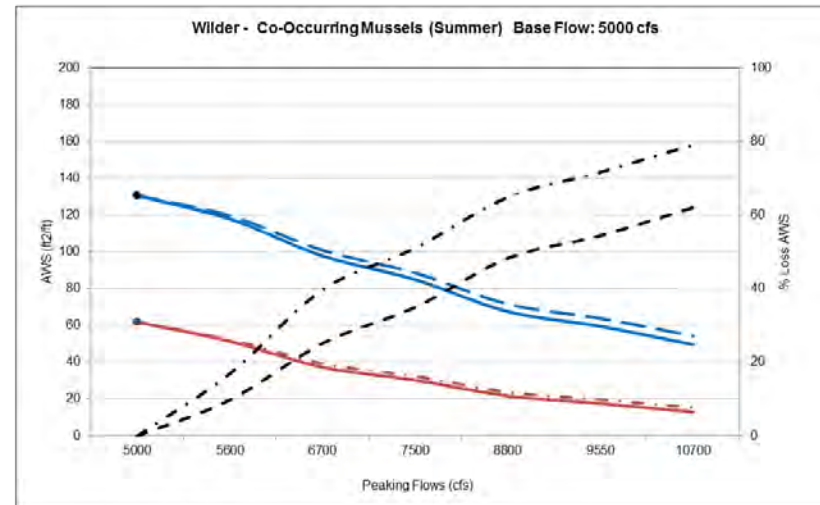
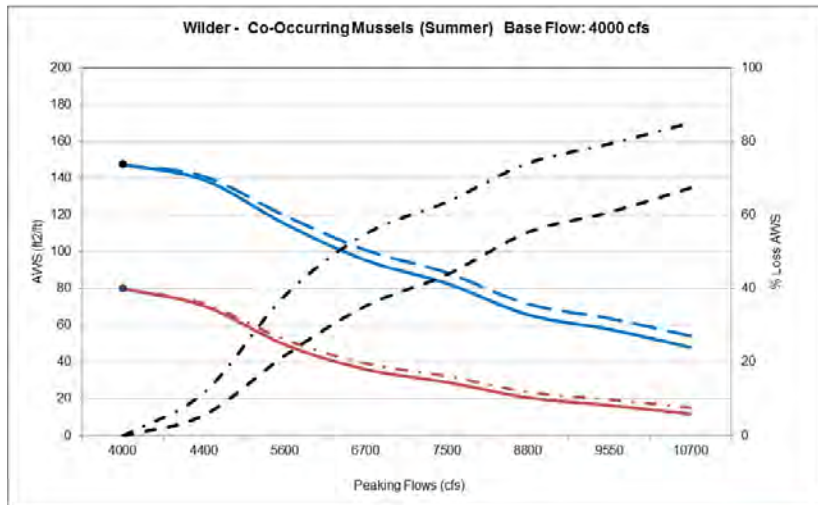
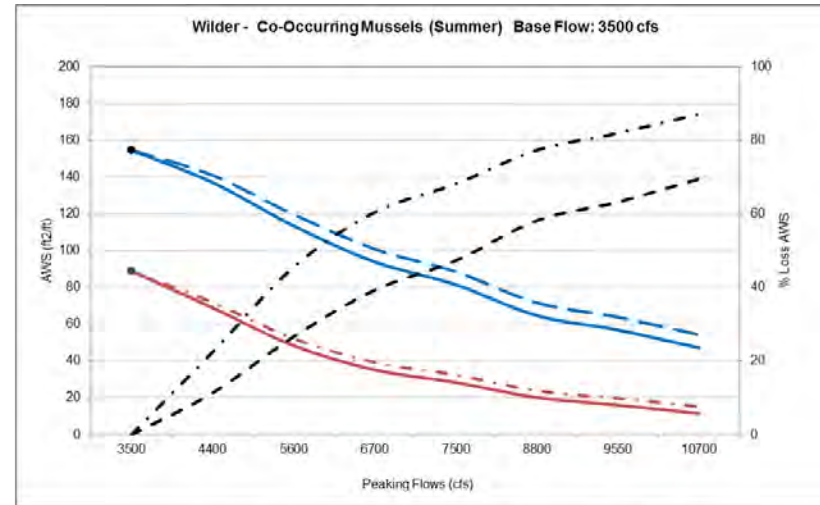
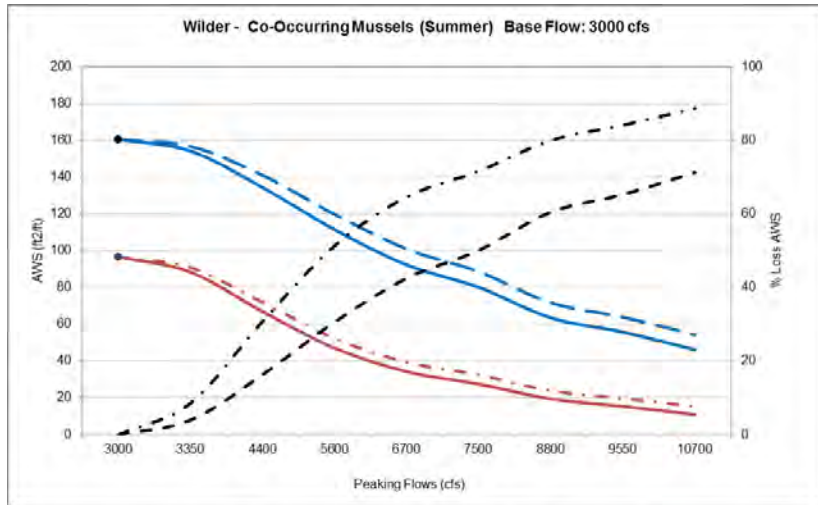
Wilder Co-occurring mussels persistent and persistent quality habitat (Summer).











Wilder Co-occurring mussels persistent and persistent quality habitat (Fall).

