Appendix G

Wilder 1D Time Series Habitat Duration

[This page intentionally left blank.]

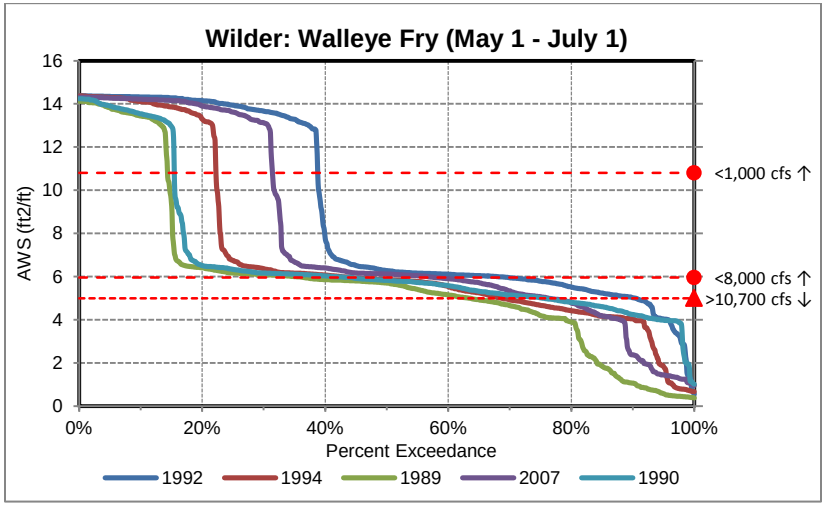
Wilder: Walleye Fry (May 1 - July 1)
AWS (ft2/ft)
Percent Exceedance
<1,000 cfs ↑
<8,000 cfs ↑
>10,700 cfs ↓
1992
1994
1989
2007
1990

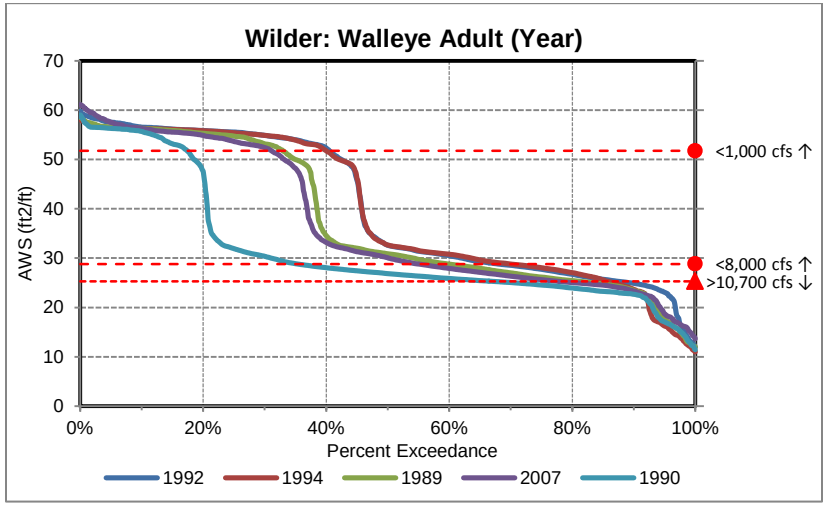
Wilder: Walleye Adult (Year)
AWS (ft2/ft)
Percent Exceedance
<1,000 cfs ↑
<8,000 cfs ↑
>10,700 cfs ↓
1992
1994
1989
2007
1990

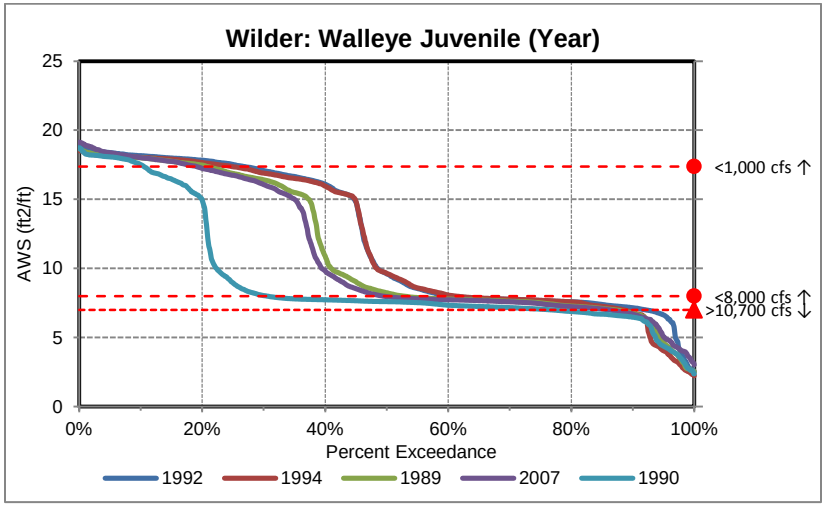
Wilder: Walleye Juvenile (Year)
AWS (ft2/ft)
Percent Exceedance
<1,000 cfs ↑
<8,000 cfs ↑
>10,700 cfs ↓
1992
1994
1989
2007
1990

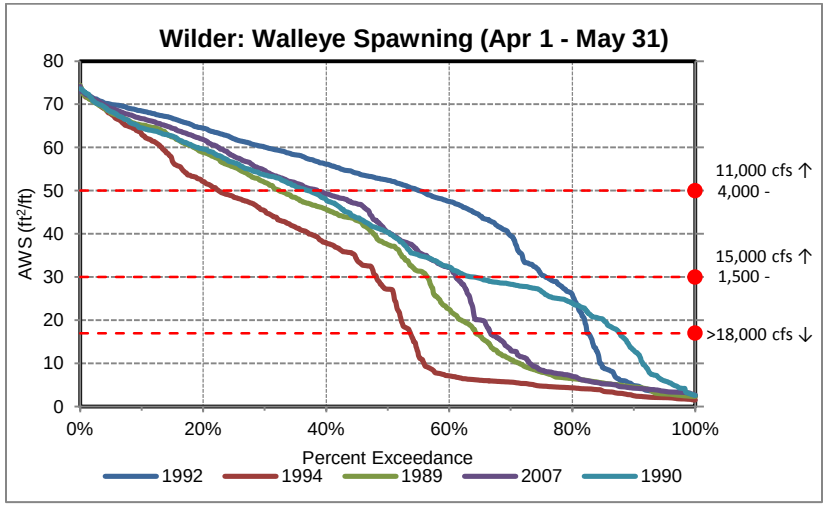
Wilder: Walleye Spawning (Apr 1 - May 31)
AWS (ft²/ft)
Percent Exceedance
11,000 cfs ↑
4,000 -
15,000 cfs ↑
1,500 -
>18,000 cfs ↓
1992
1994
1989
2007
1990

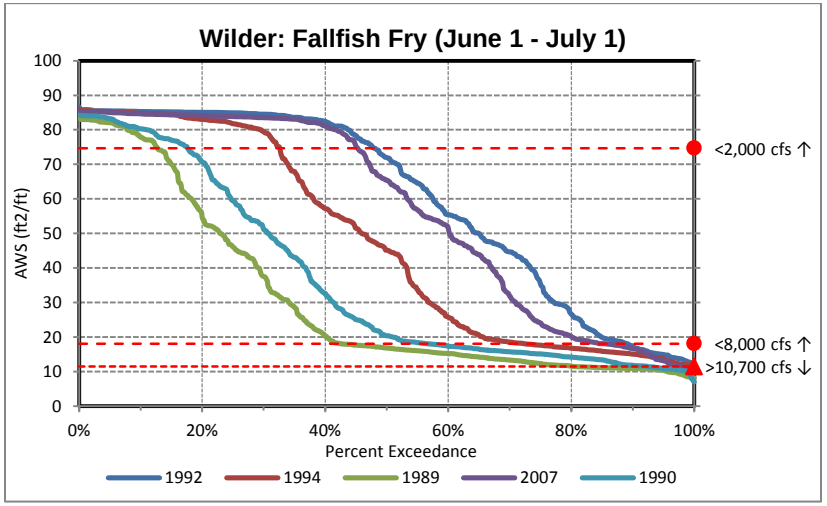
Wilder: Fallfish Fry (June 1 - July 1)
AWS (ft2/ft)
100
90
80
70
60
50
40
30
20
10
0
0%
20%
40%
60%
80%
100%
Percent Exceedance
<2,000 cfs ↑
<8,000 cfs ↑
>10,700 cfs ↓
1992
1994
1989
2007
1990

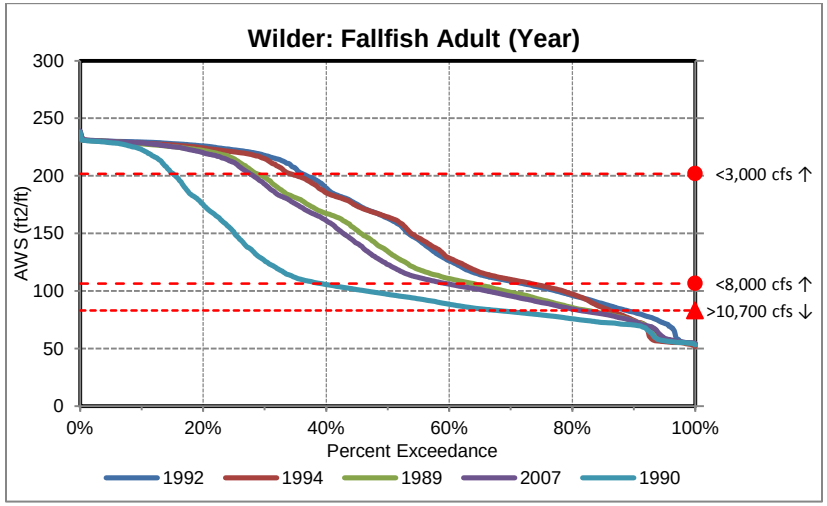
Wilder: Fallfish Adult (Year)
AWS (ft2/ft)
300
250
200
150
100
50
0
0%
20%
40%
60%
80%
100%
Percent Exceedance
<3,000 cfs ↑
<8,000 cfs ↑
>10,700 cfs ↓
1992
1994
1989
2007
1990

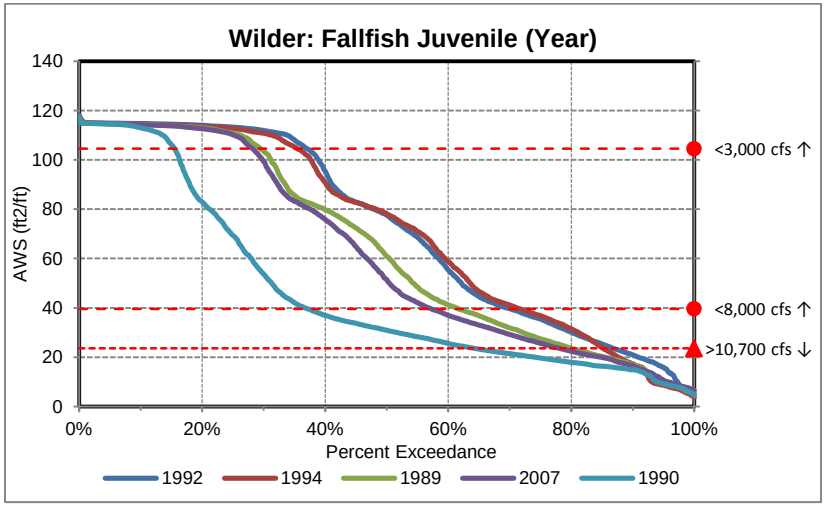
Wilder: Fallfish Juvenile (Year)
AWS (ft2/ft)
140
120
100
80
60
40
20
0
0%
20%
40%
60%
80%
100%
Percent Exceedance
<3,000 cfs ↑
<8,000 cfs ↑
>10,700 cfs ↓
1992
1994
1989
2007
1990

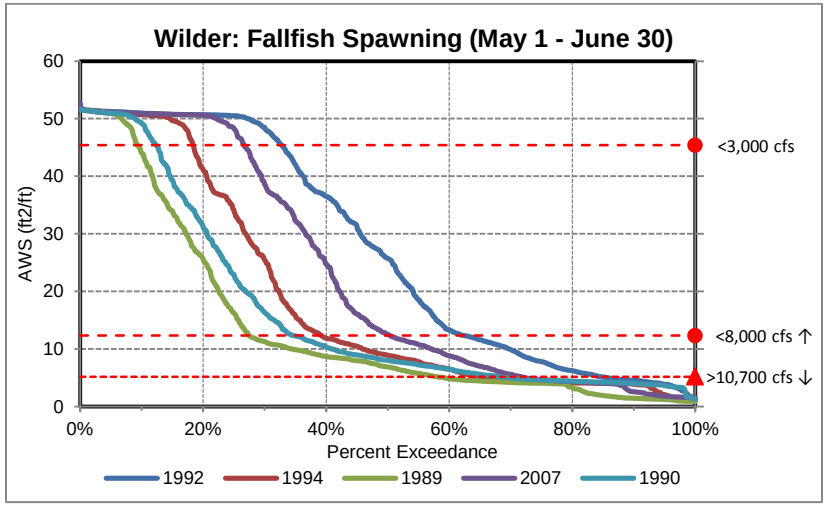
Wilder: Fallfish Spawning (May 1 - June 30)
AWS (ft2/ft)
60
50
40
30
20
10
0
0%
20%
40%
60%
80%
100%
Percent Exceedance
<3,000 cfs
<8,000 cfs ↑
>10,700 cfs ↓
1992
1994
1989
2007
1990

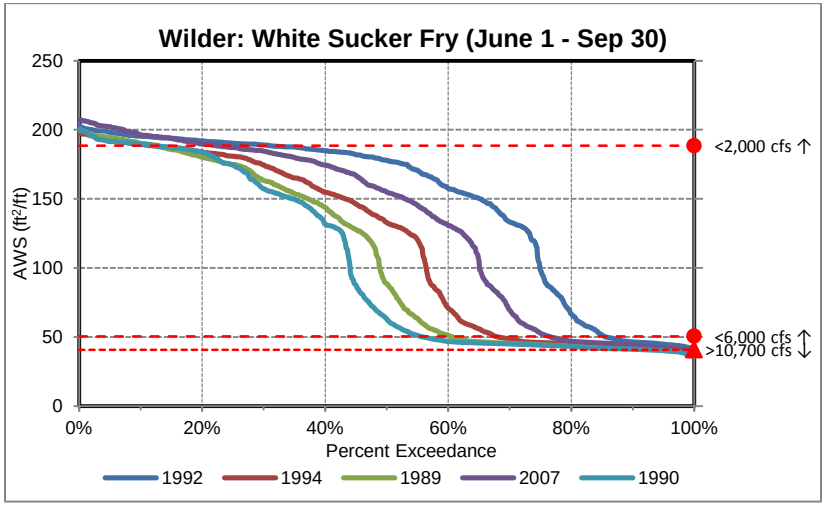
Wilder: White Sucker Fry (June 1 - Sep 30)
AWS (ft²/ft)
250
200
150
100
50
0
0%
20%
40%
60%
80%
100%
Percent Exceedance
<2,000 cfs ↑
<6,000 cfs ↑
>10,700 cfs ↓
1992
1994
1989
2007
1990

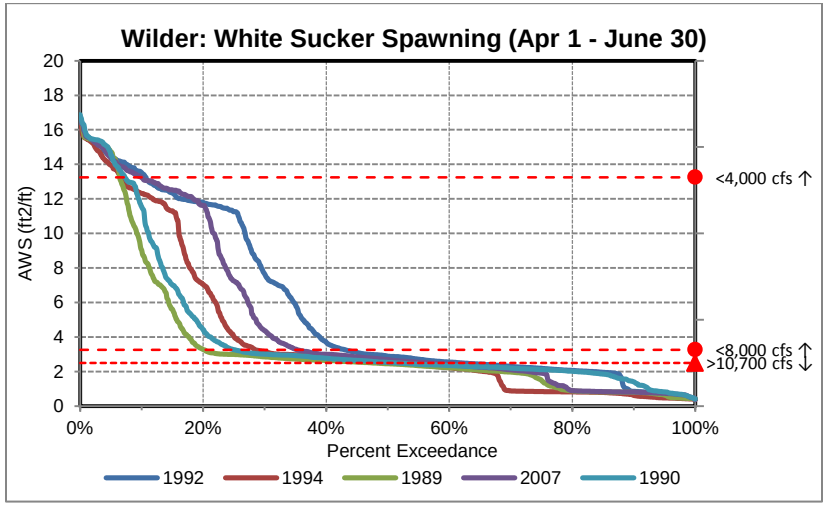
Wilder: White Sucker Spawning (Apr 1 - June 30)
AWS (ft2/ft)
20
18
16
14
12
10
8
6
4
2
0
0%
20%
40%
60%
80%
100%
Percent Exceedance
<4,000 cfs ↑
<8,000 cfs ↑
>10,700 cfs ↓
1992
1994
1989
2007
1990

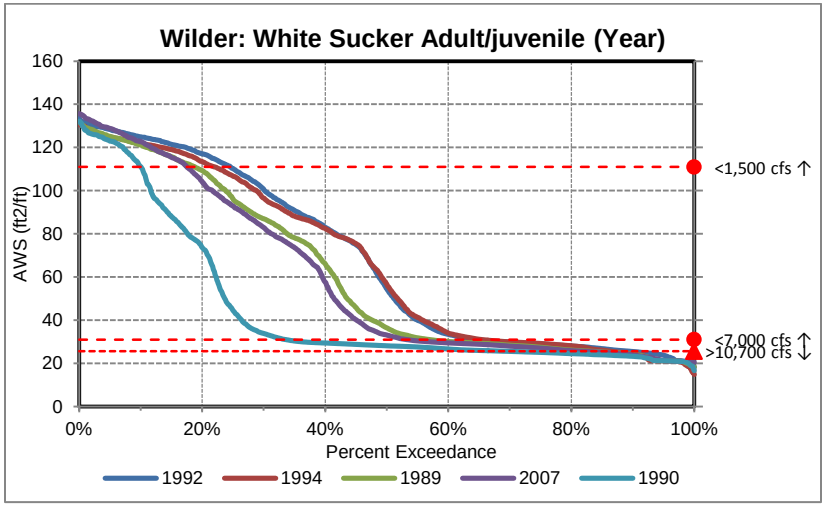
Wilder: White Sucker Adult/juvenile (Year)
AWS (ft2/ft)
160
140
120
100
80
60
40
20
0
0%
20%
40%
60%
80%
100%
Percent Exceedance
<1,500 cfs ↑
<7,000 cfs ↑
>10,700 cfs ↓
1992
1994
1989
2007
1990

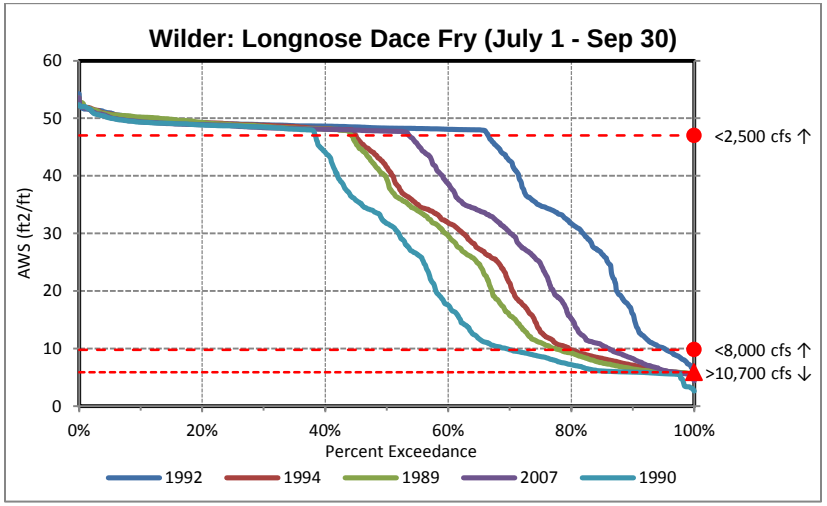
Wilder: Longnose Dace Fry (July 1 - Sep 30)
AWS (ft2/ft)
60
50
40
30
20
10
0
0%
20%
40%
60%
80%
100%
Percent Exceedance
<2,500 cfs ↑
<8,000 cfs ↑
>10,700 cfs ↓
1992
1994
1989
2007
1990

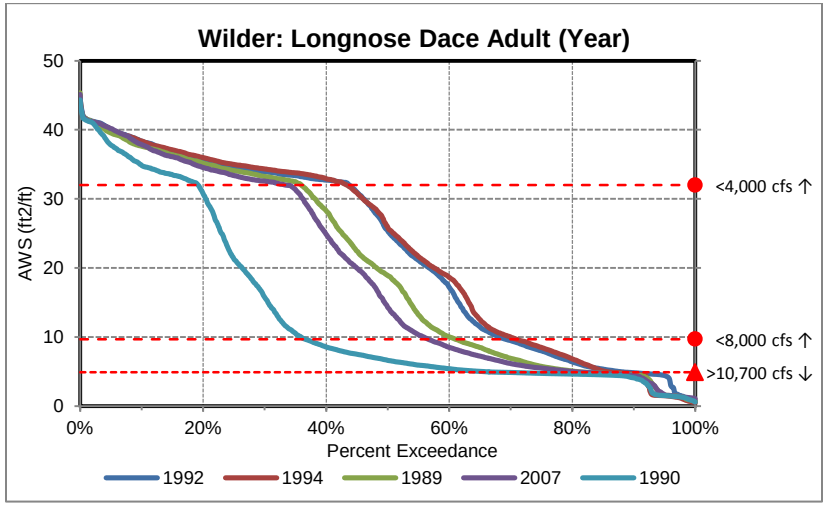
Wilder: Longnose Dace Adult (Year)
AWS (ft2/ft)
50
40
30
20
10
0
0%
20%
40%
60%
80%
100%
Percent Exceedance
<4,000 cfs ↑
<8,000 cfs ↑
>10,700 cfs ↓
1992
1994
1989
2007
1990

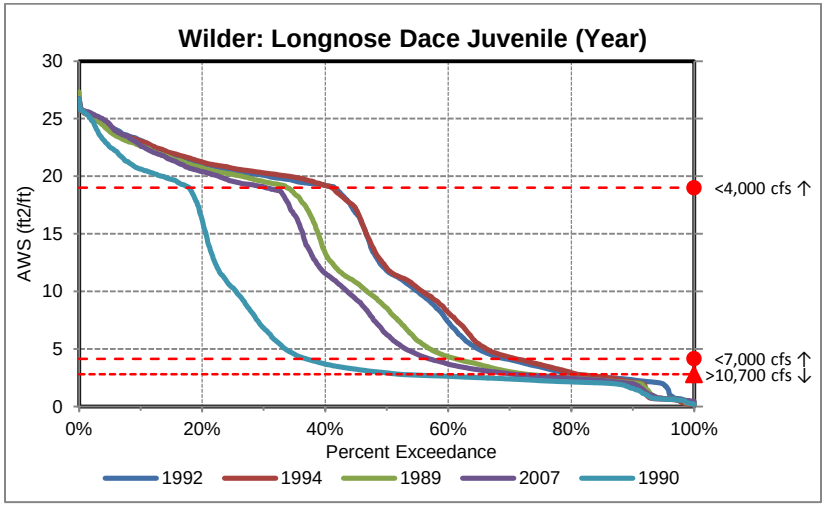
Wilder: Longnose Dace Juvenile (Year)
AWS (ft2/ft)
30
25
20
15
10
5
0
0%
20%
40%
60%
80%
100%
Percent Exceedance
<4,000 cfs ↑
<7,000 cfs ↑
>10,700 cfs ↓
1992
1994
1989
2007
1990

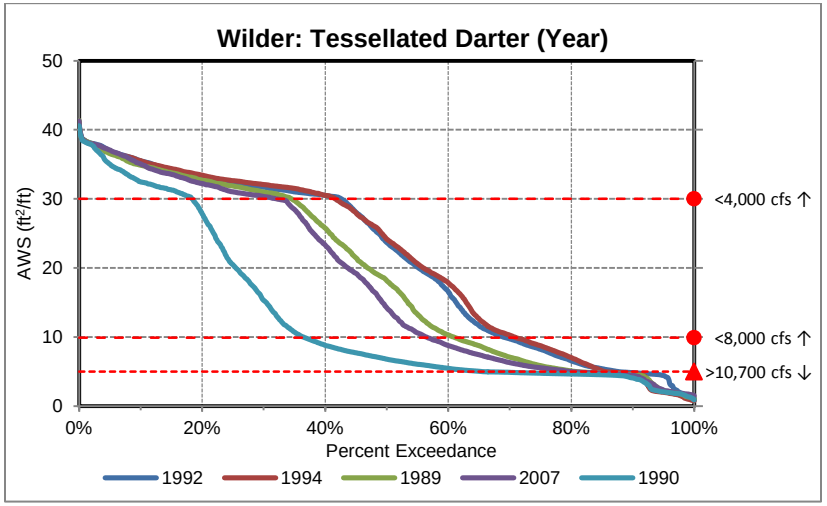
Wilder: Tessellated Darter (Year)
AWS (ft²/ft)
50
40
30
20
10
0
0%
20%
40%
60%
80%
100%
Percent Exceedance
<4,000 cfs ↑
<8,000 cfs ↑
>10,700 cfs ↓
1992
1994
1989
2007
1990

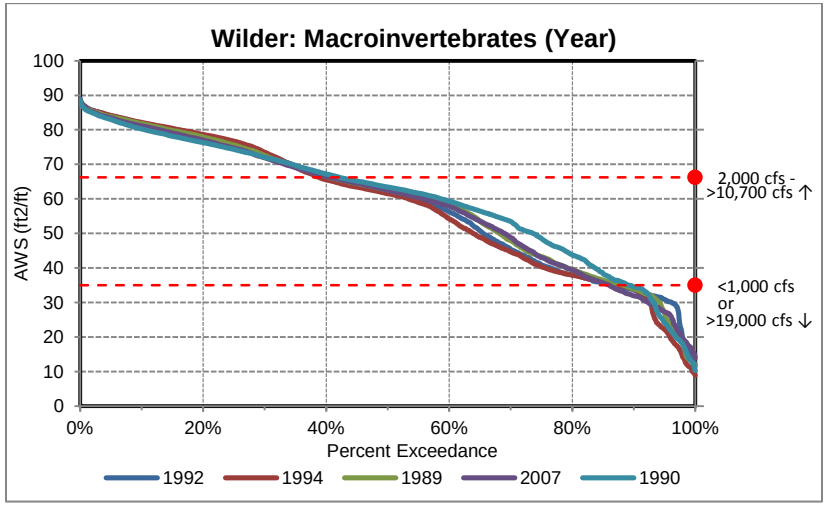
Wilder: Macroinvertebrates (Year)
AWS (ft2/ft)
100
90
80
70
60
50
40
30
20
10
0
0%
20%
40%
60%
80%
100%
Percent Exceedance
2,000 cfs -
>10,700 cfs ↑
<1,000 cfs
or
>19,000 cfs ↓
1992
1994
1989
2007
1990

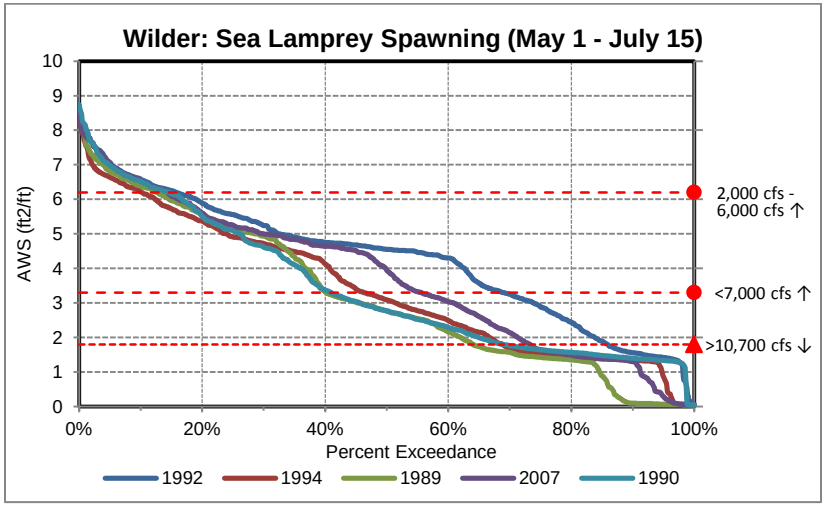
Wilder: Sea Lamprey Spawning (May 1 - July 15)
AWS (ft2/ft)
10
9
8
7
6
5
4
3
2
1
0
0%
20%
40%
60%
80%
100%
Percent Exceedance
2,000 cfs -
6,000 cfs ↑
<7,000 cfs ↑
>10,700 cfs ↓
1992
1994
1989
2007
1990

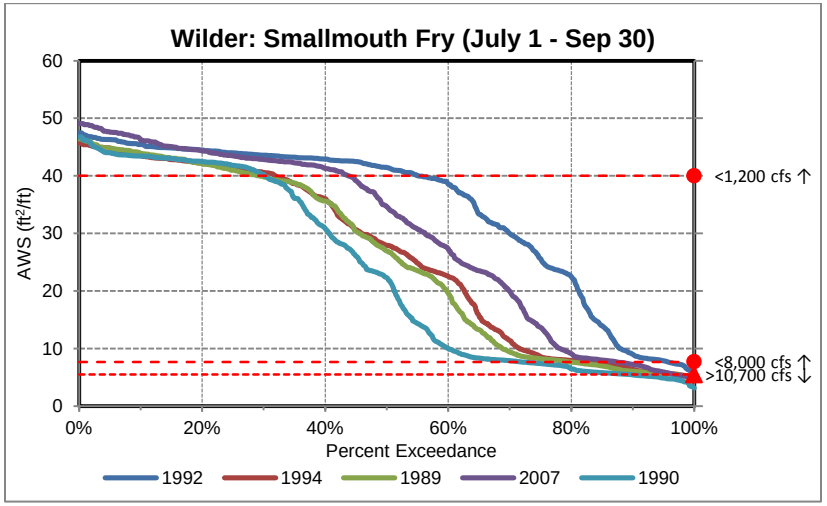
Wilder: Smallmouth Fry (July 1 - Sep 30)
AWS (ft²/ft)
60
50
40
30
20
10
0
0%
20%
40%
60%
80%
100%
Percent Exceedance
<1,200 cfs ↑
<8,000 cfs ↑
>10,700 cfs ↓
1992
1994
1989
2007
1990

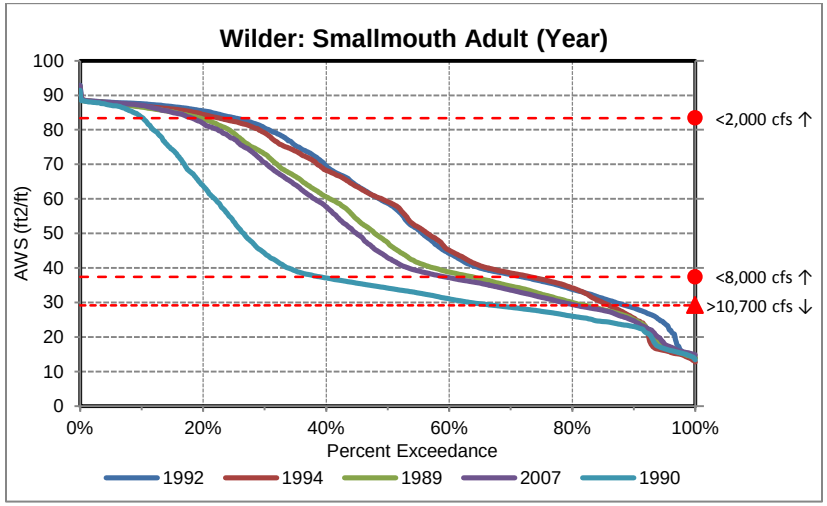
Wilder: Smallmouth Adult (Year)
AWS (ft2/ft)
100
90
80
70
60
50
40
30
20
10
0
0%
20%
40%
60%
80%
100%
Percent Exceedance
<2,000 cfs ↑
<8,000 cfs ↑
>10,700 cfs ↓
1992
1994
1989
2007
1990

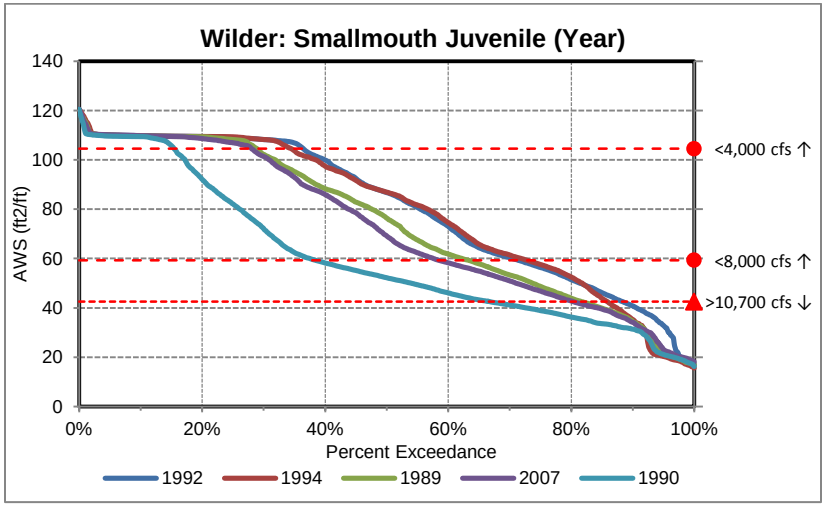
Wilder: Smallmouth Juvenile (Year)
AWS (ft2/ft)
140
120
100
80
60
40
20
0
0%
20%
40%
60%
80%
100%
Percent Exceedance
<4,000 cfs ↑
<8,000 cfs ↑
>10,700 cfs ↓
1992
1994
1989
2007
1990

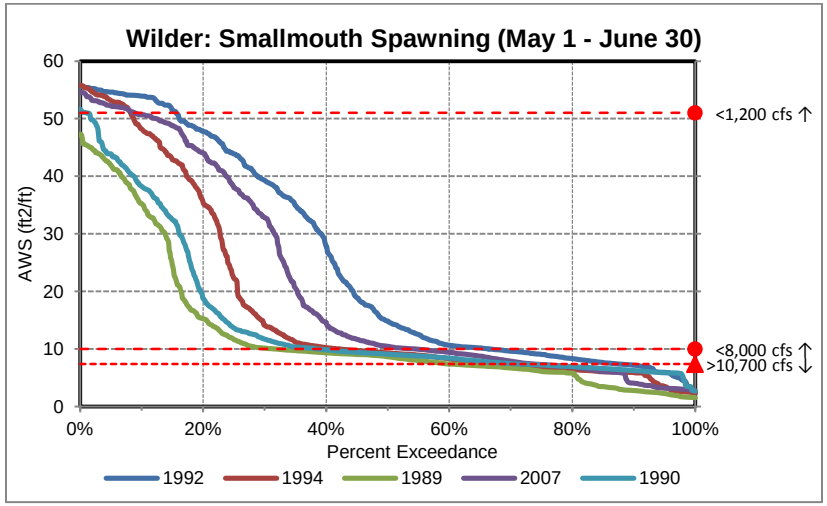
Wilder: Smallmouth Spawning (May 1 - June 30)
AWS (ft2/ft)
60
50
40
30
20
10
0
0%
20%
40%
60%
80%
100%
Percent Exceedance
<1,200 cfs ↑
<8,000 cfs ↑
>10,700 cfs ↓
1992
1994
1989
2007
1990

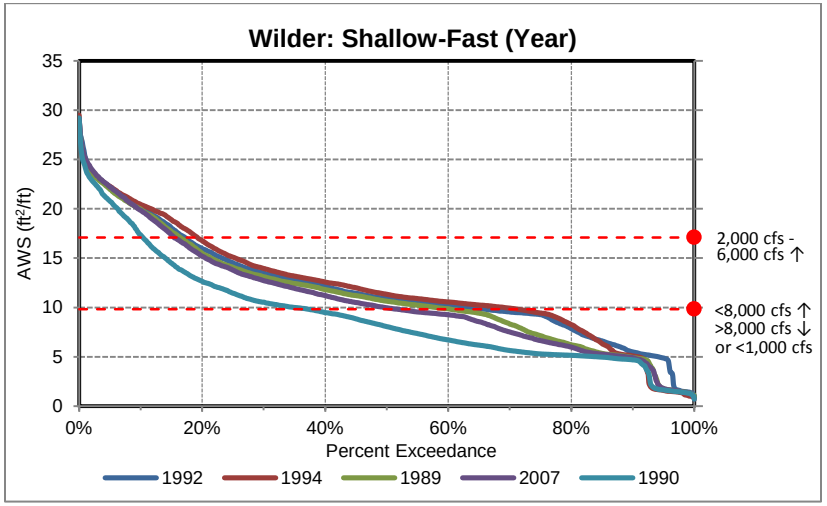
Wilder: Shallow-Fast (Year)
AWS (ft²/ft)
35
30
25
20
15
10
5
0
0%
20%
40%
60%
80%
100%
Percent Exceedance
2,000 cfs - 6,000 cfs ↑
<8,000 cfs ↑
>8,000 cfs ↓
or <1,000 cfs
1992
1994
1989
2007
1990

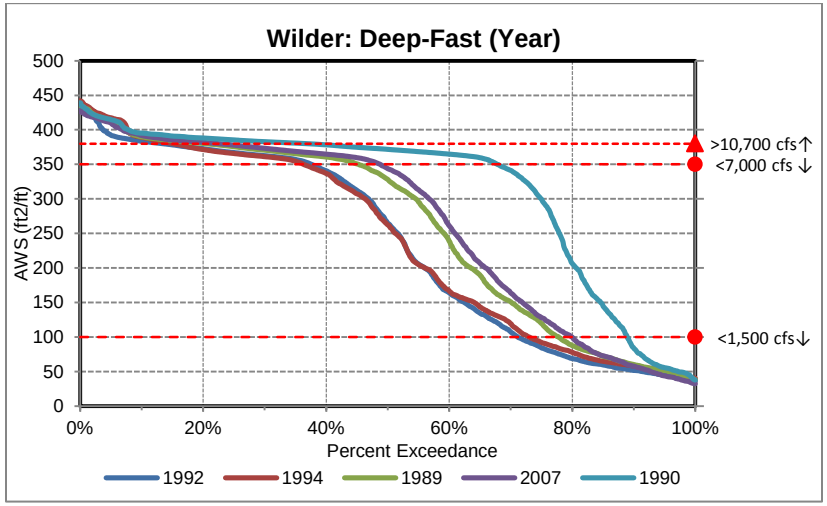
Wilder: Deep-Fast (Year)
AWS (ft2/ft)
500
450
400
350
300
250
200
150
100
50
0
0%
20%
40%
60%
80%
100%
Percent Exceedance
>10,700 cfs↑
<7,000 cfs ↓
<1,500 cfs↓
1992
1994
1989
2007
1990

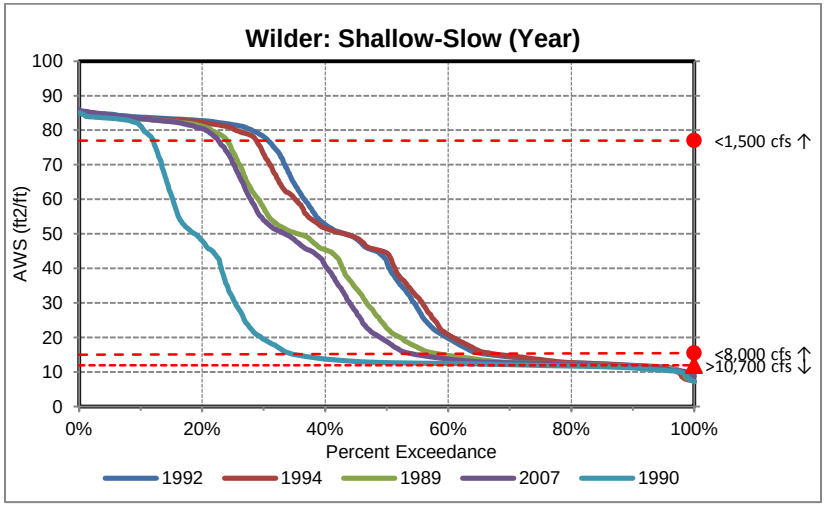
Wilder: Shallow-Slow (Year)
AWS (ft2/ft)
100
90
80
70
60
50
40
30
20
10
0
0%
20%
40%
60%
80%
100%
Percent Exceedance
<1,500 cfs ↑
<8,000 cfs ↑
>10,700 cfs ↓
1992
1994
1989
2007
1990

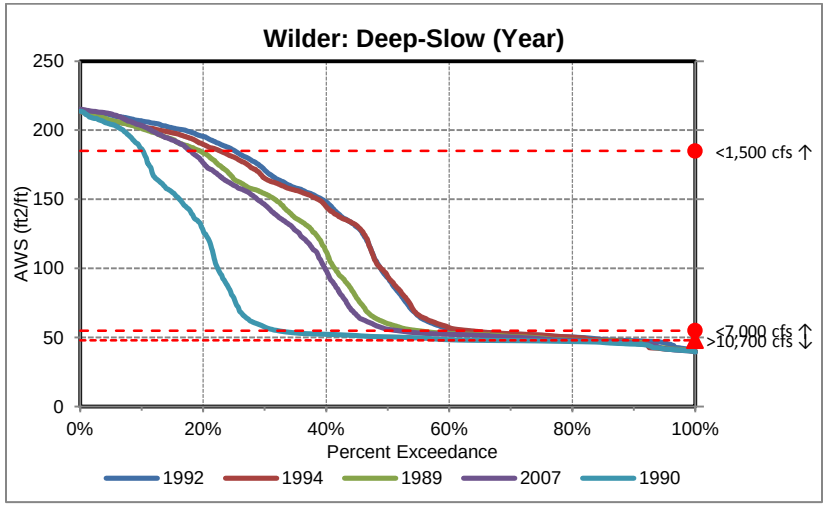
Wilder: Deep-Slow (Year)
AWS (ft2/ft)
250
200
150
100
50
0
0%
20%
40%
60%
80%
100%
Percent Exceedance
<1,500 cfs ↑
<7,000 cfs ↑
>10,700 cfs ↓
1992
1994
1989
2007
1990

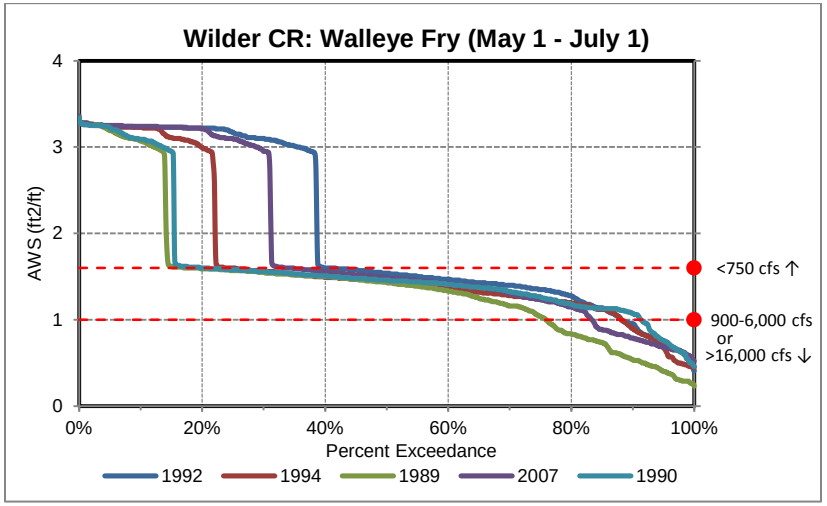
Wilder CR: Walleye Fry (May 1 - July 1)
AWS (ft2/ft)
Percent Exceedance
<750 cfs ↑
900-6,000 cfs
or
>16,000 cfs ↓
1992
1994
1989
2007
1990

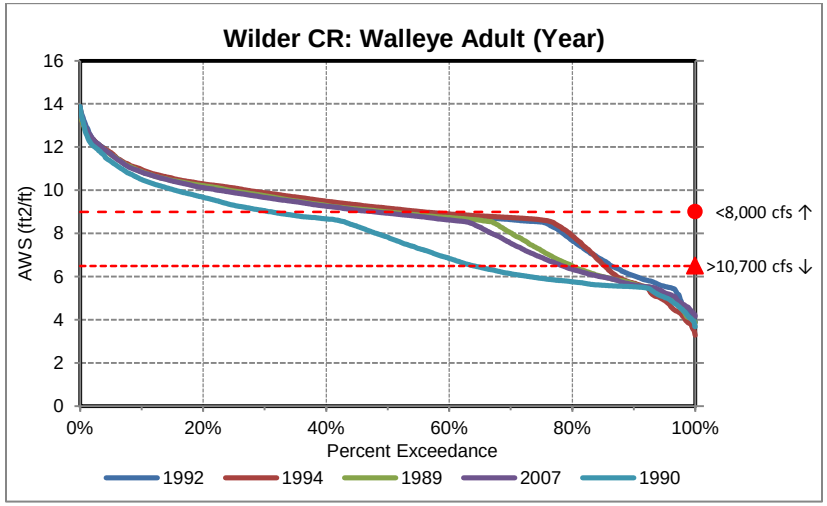
Wilder CR: Walleye Adult (Year)
AWS (ft2/ft)
Percent Exceedance
<8,000 cfs ↑
>10,700 cfs ↓
1992
1994
1989
2007
1990

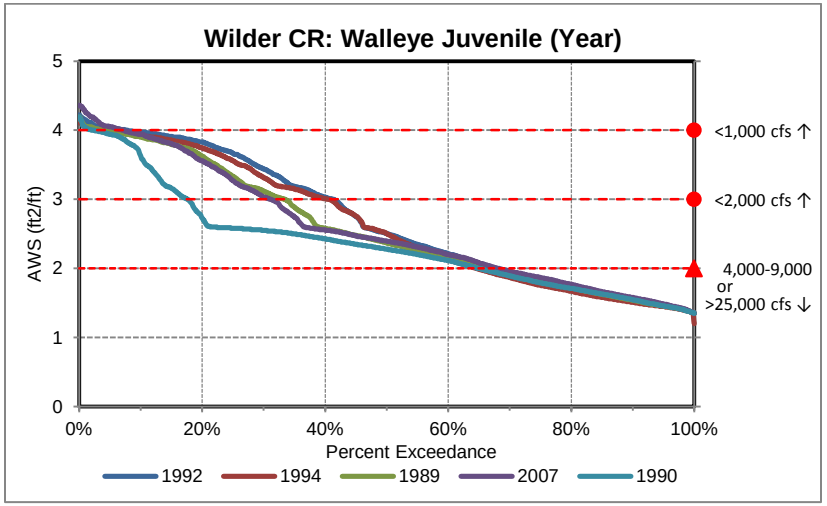
Wilder CR: Walleye Juvenile (Year)
AWS (ft2/ft)
Percent Exceedance
<1,000 cfs ↑
<2,000 cfs ↑
4,000-9,000
or
>25,000 cfs ↓
1992
1994
1989
2007
1990

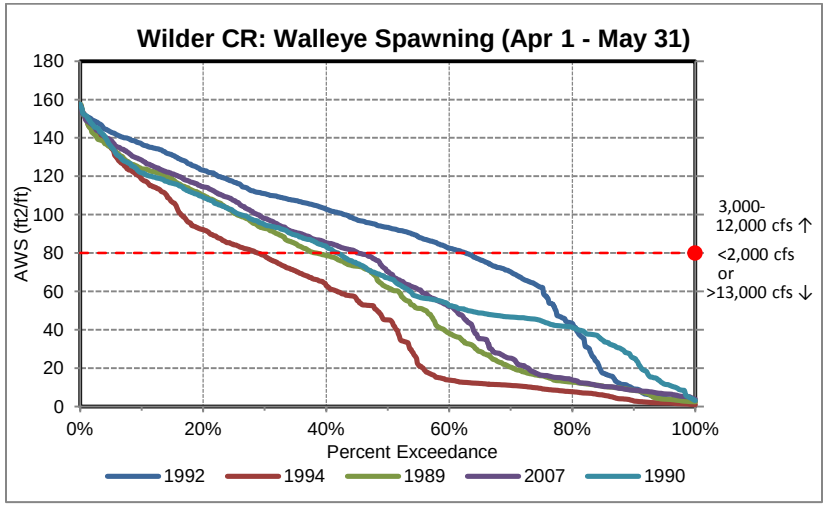
Wilder CR: Walleye Spawning (Apr 1 - May 31)
AWS (ft2/ft)
Percent Exceedance
3,000-
12,000 cfs ↑
<2,000 cfs
or
>13,000 cfs ↓
1992
1994
1989
2007
1990

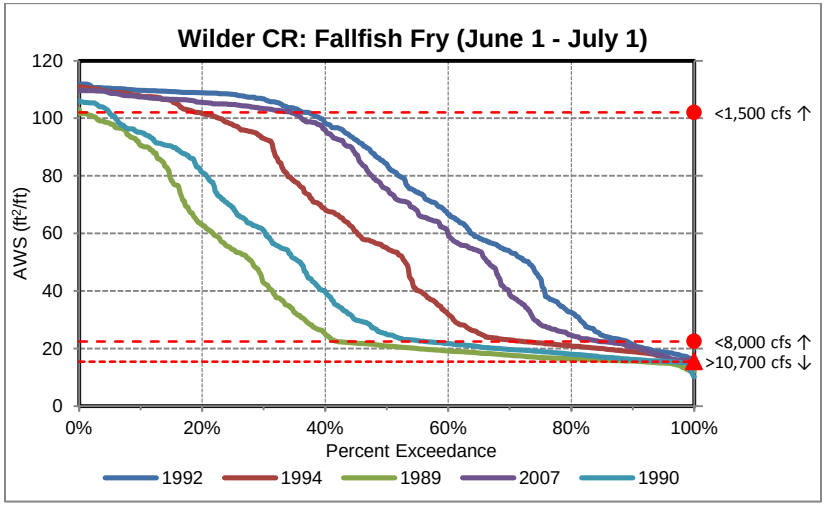
Wilder CR: Fallfish Fry (June 1 - July 1)
AWS (ft²/ft)
120
100
80
60
40
20
0
0%
20%
40%
60%
80%
100%
Percent Exceedance
<1,500 cfs ↑
<8,000 cfs ↑
>10,700 cfs ↓
1992
1994
1989
2007
1990

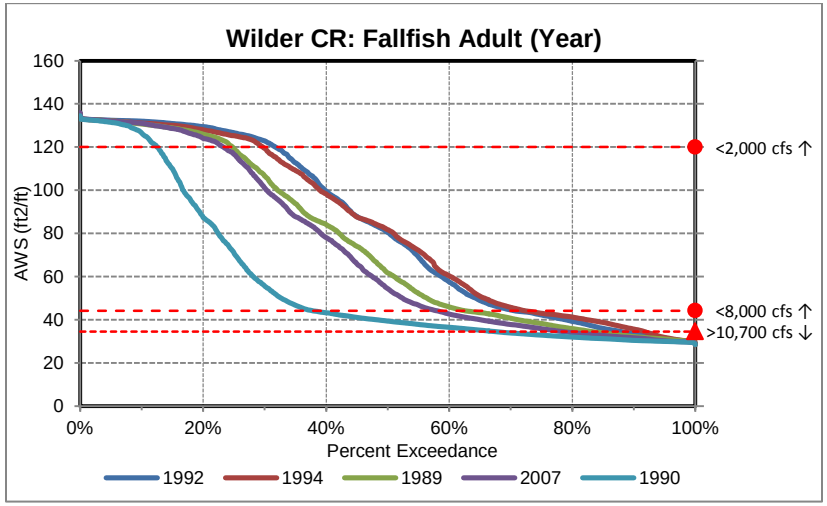
Wilder CR: Fallfish Adult (Year)
AWS (ft2/ft)
160
140
120
100
80
60
40
20
0
0%
20%
40%
60%
80%
100%
Percent Exceedance
<2,000 cfs ↑
<8,000 cfs ↑
>10,700 cfs ↓
1992
1994
1989
2007
1990

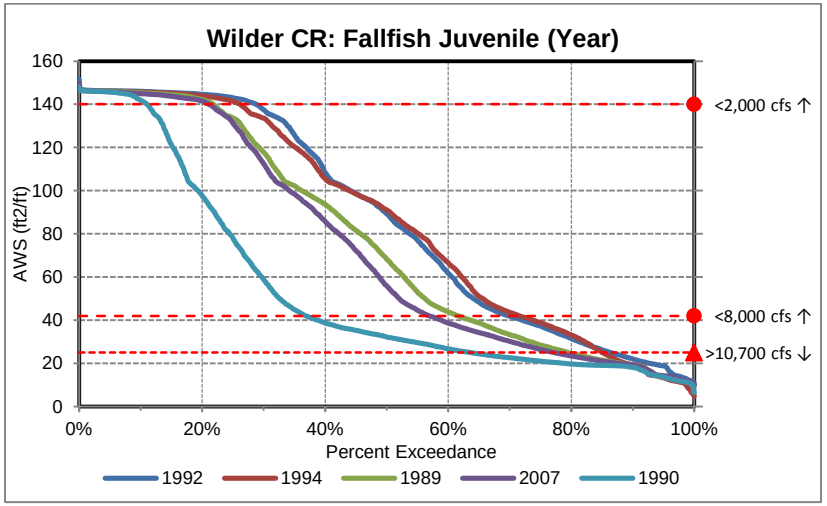
Wilder CR: Fallfish Juvenile (Year)
AWS (ft2/ft)
160
140
120
100
80
60
40
20
0
0%
20%
40%
60%
80%
100%
Percent Exceedance
<2,000 cfs ↑
<8,000 cfs ↑
>10,700 cfs ↓
1992
1994
1989
2007
1990

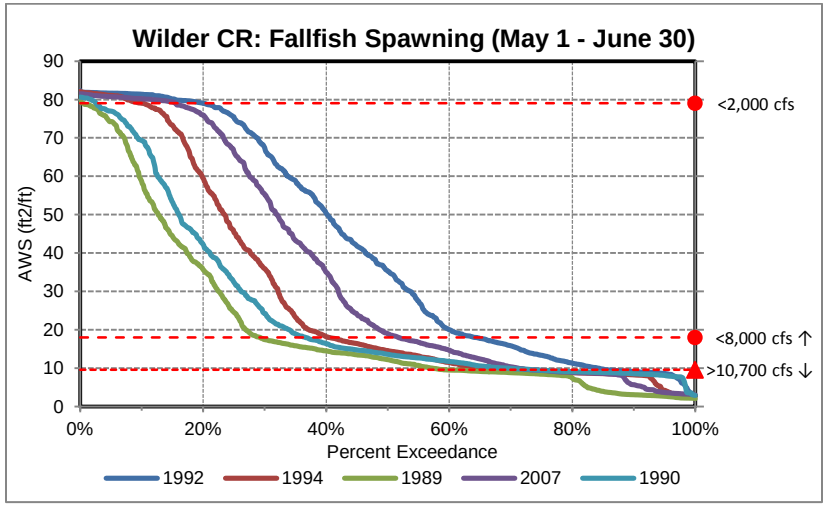
Wilder CR: Fallfish Spawning (May 1 - June 30)
AWS (ft2/ft)
90
80
70
60
50
40
30
20
10
0
0%
20%
40%
60%
80%
100%
Percent Exceedance
<2,000 cfs
<8,000 cfs ↑
>10,700 cfs ↓
1992
1994
1989
2007
1990

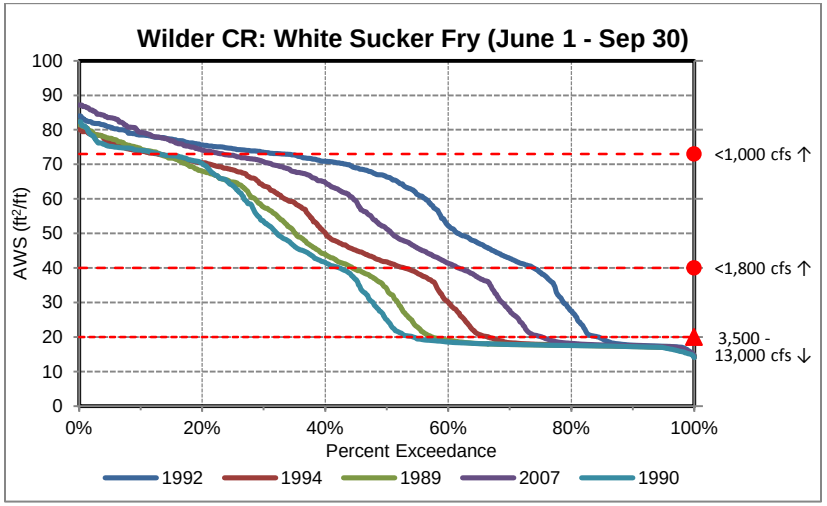
Wilder CR: White Sucker Fry (June 1 - Sep 30)
AWS (ft²/ft)
100
90
80
70
60
50
40
30
20
10
0
0%
20%
40%
60%
80%
100%
Percent Exceedance
<1,000 cfs ↑
<1,800 cfs ↑
3,500 - 13,000 cfs ↓
1992
1994
1989
2007
1990

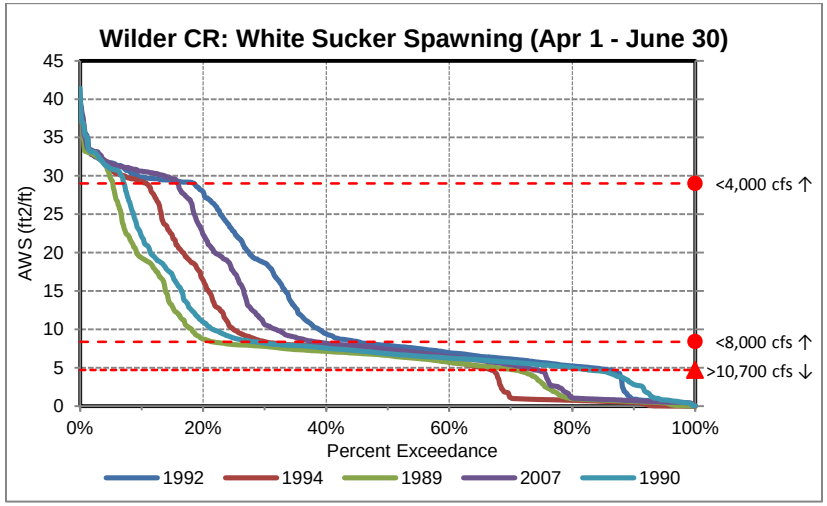
Wilder CR: White Sucker Spawning (Apr 1 - June 30)
AWS (ft2/ft)
45
40
35
30
25
20
15
10
5
0
0%
20%
40%
60%
80%
100%
Percent Exceedance
<4,000 cfs ↑
<8,000 cfs ↑
>10,700 cfs ↓
1992
1994
1989
2007
1990

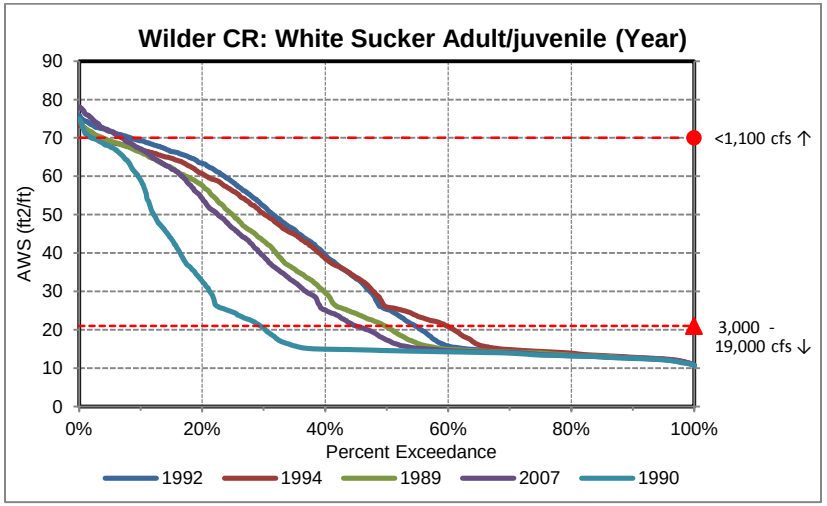
Wilder CR: White Sucker Adult/juvenile (Year)
AWS (ft2/ft)
90
80
70
60
50
40
30
20
10
0
0%
20%
40%
60%
80%
100%
Percent Exceedance
<1,100 cfs ↑
3,000 - 19,000 cfs ↓
1992
1994
1989
2007
1990

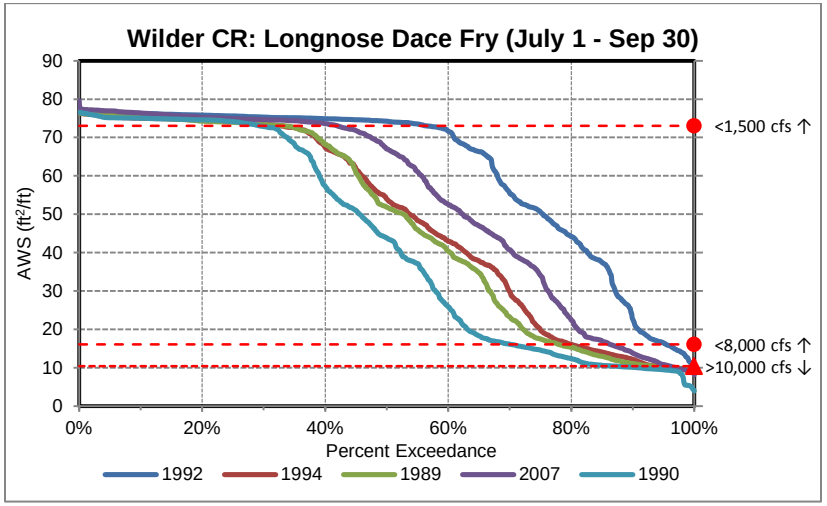
Wilder CR: Longnose Dace Fry (July 1 - Sep 30)
AWS (ft²/ft)
Percent Exceedance
<1,500 cfs ↑
<8,000 cfs ↑
>10,000 cfs ↓
1992
1994
1989
2007
1990

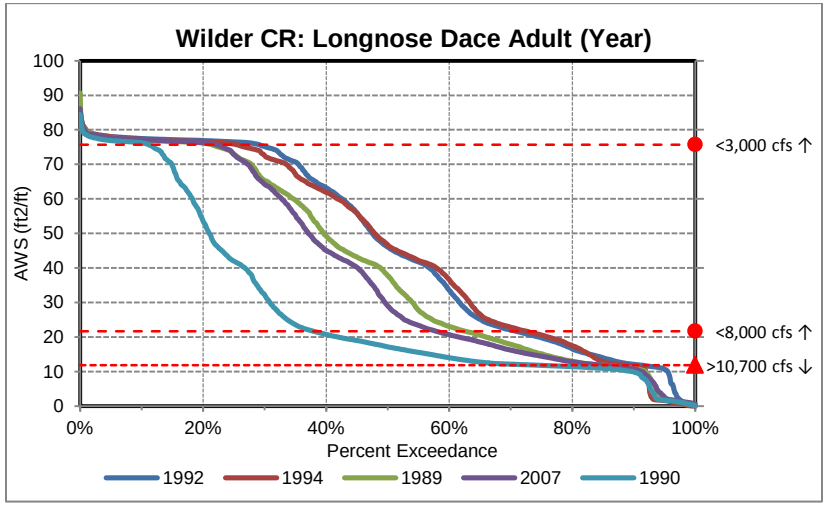
Wilder CR: Longnose Dace Adult (Year)
AWS (ft2/ft)
Percent Exceedance
<3,000 cfs ↑
<8,000 cfs ↑
>10,700 cfs ↓
1992
1994
1989
2007
1990

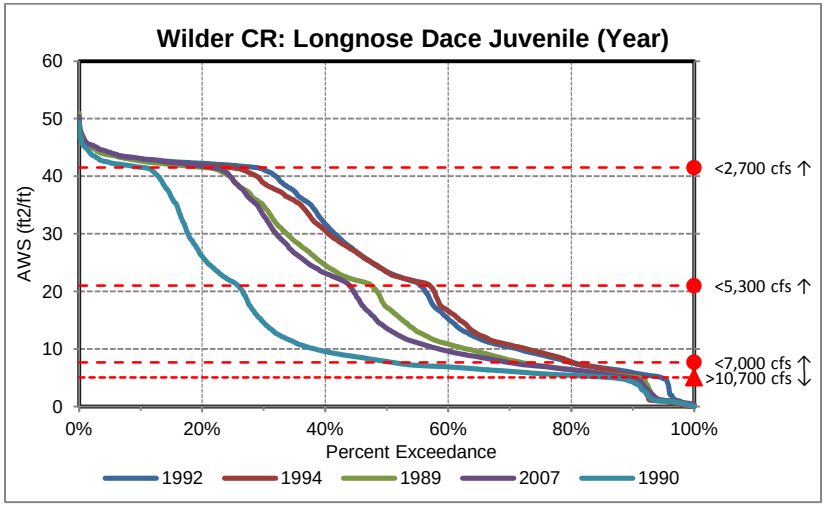
Wilder CR: Longnose Dace Juvenile (Year)
AWS (ft2/ft)
Percent Exceedance
<2,700 cfs ↑
<5,300 cfs ↑
<7,000 cfs ↑
>10,700 cfs ↓
1992
1994
1989
2007
1990

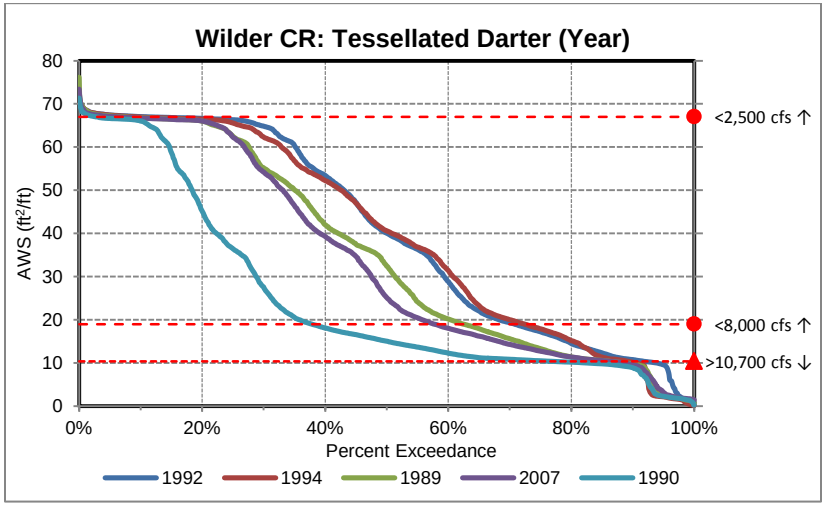
Wilder CR: Tessellated Darter (Year)
AWS (ft²/ft)
80
70
60
50
40
30
20
10
0
0%
20%
40%
60%
80%
100%
Percent Exceedance
<2,500 cfs ↑
<8,000 cfs ↑
>10,700 cfs ↓
1992
1994
1989
2007
1990

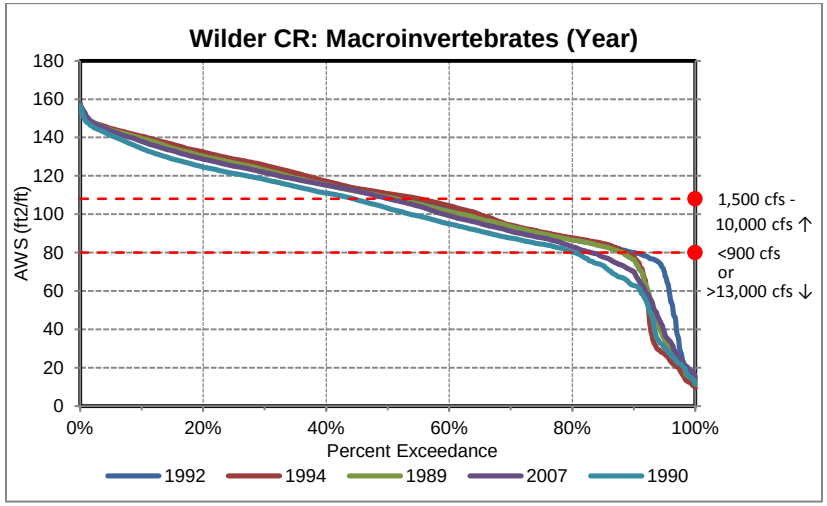
Wilder CR: Macroinvertebrates (Year)
AWS (ft2/ft)
180
160
140
120
100
80
60
40
20
0
0%
20%
40%
60%
80%
100%
Percent Exceedance
1,500 cfs -
10,000 cfs ↑
<900 cfs
or
>13,000 cfs ↓
1992
1994
1989
2007
1990

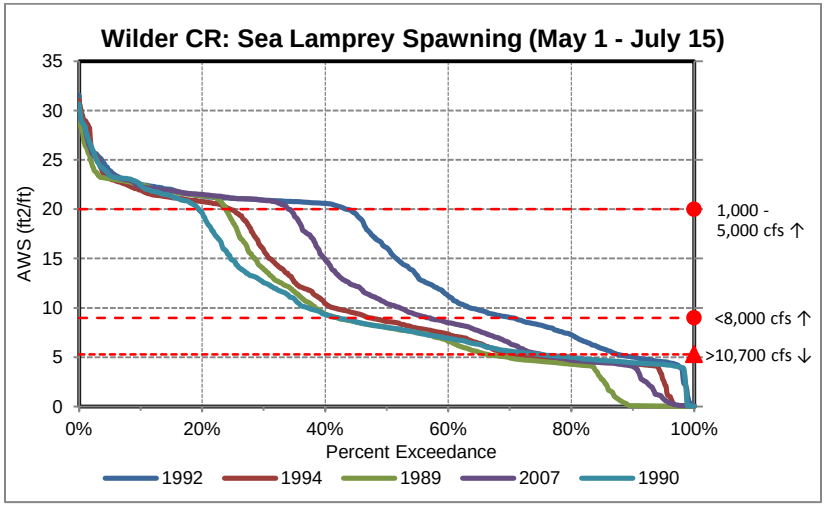
Wilder CR: Sea Lamprey Spawning (May 1 - July 15)
AWS (ft2/ft)
35
30
25
20
15
10
5
0
0%
20%
40%
60%
80%
100%
Percent Exceedance
1,000 -
5,000 cfs ↑
<8,000 cfs ↑
>10,700 cfs ↓
1992
1994
1989
2007
1990

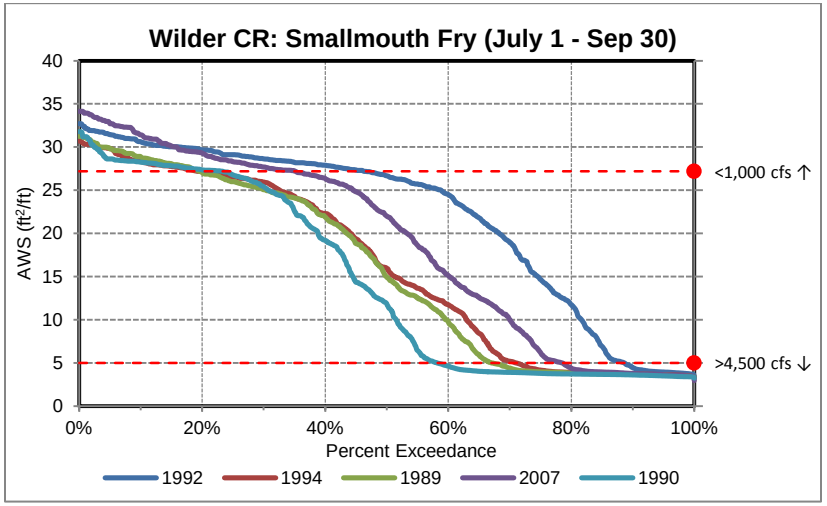
Wilder CR: Smallmouth Fry (July 1 - Sep 30)
AWS (ft²/ft)
Percent Exceedance
<1,000 cfs ↑
>4,500 cfs ↓
1992
1994
1989
2007
1990

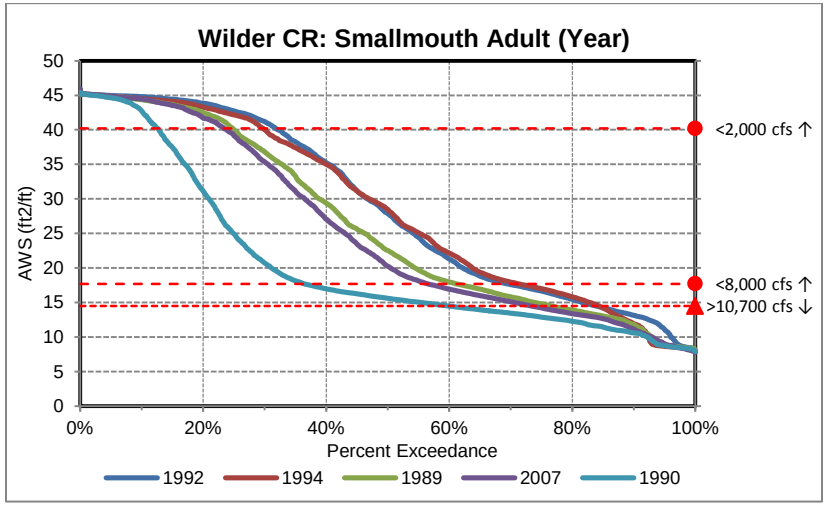
Wilder CR: Smallmouth Adult (Year)
AWS (ft2/ft)
Percent Exceedance
<2,000 cfs ↑
<8,000 cfs ↑
>10,700 cfs ↓
1992
1994
1989
2007
1990

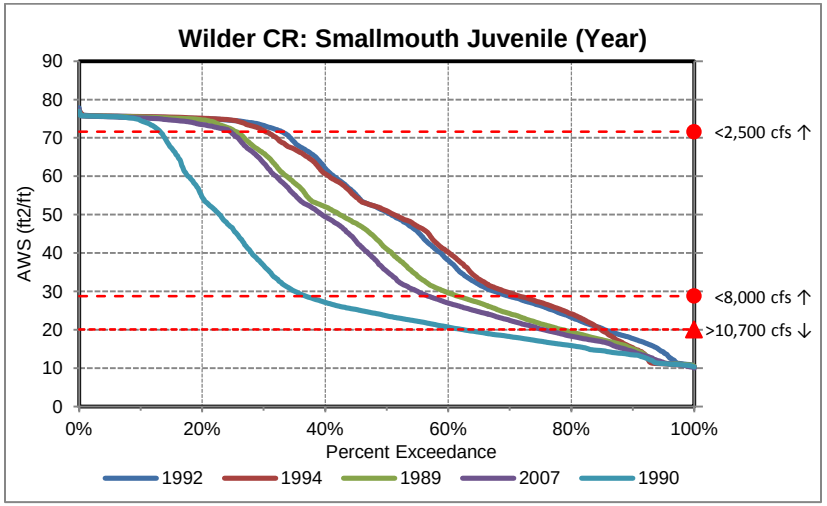
Wilder CR: Smallmouth Juvenile (Year)
AWS (ft2/ft)
Percent Exceedance
<2,500 cfs ↑
<8,000 cfs ↑
>10,700 cfs ↓
1992
1994
1989
2007
1990

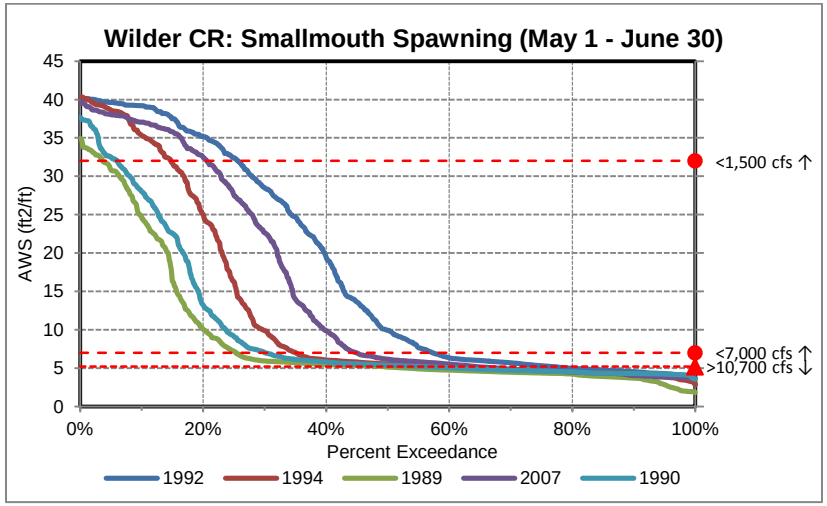
Wilder CR: Smallmouth Spawning (May 1 - June 30)
AWS (ft2/ft)
Percent Exceedance
<1,500 cfs ↑
<7,000 cfs ↑
>10,700 cfs ↓
1992
1994
1989
2007
1990

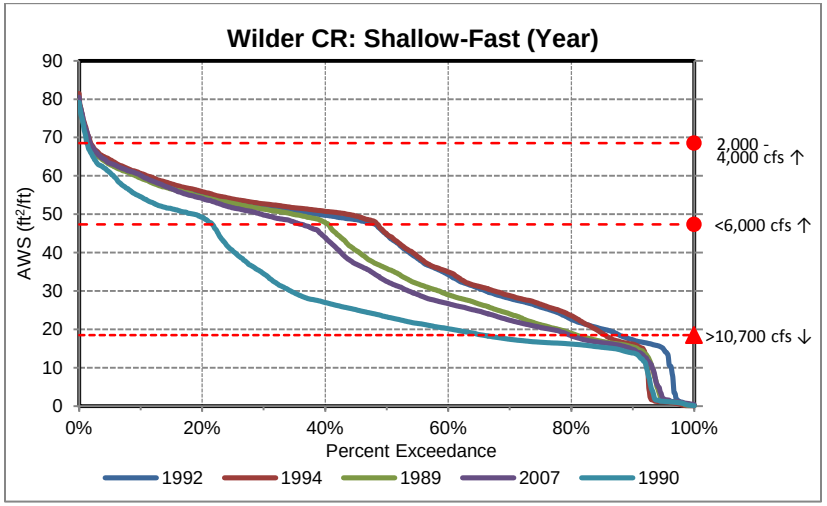
Wilder CR: Shallow-Fast (Year)
AWS (ft²/ft)
Percent Exceedance
2,000 - 4,000 cfs ↑
<6,000 cfs ↑
>10,700 cfs ↓
1992
1994
1989
2007
1990

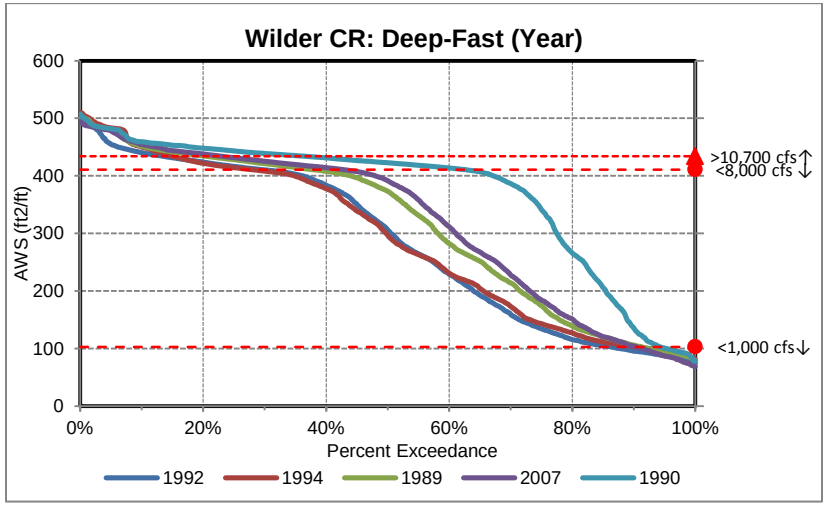
Wilder CR: Deep-Fast (Year)
AWS (ft2/ft)
Percent Exceedance
>10,700 cfs↑
<8,000 cfs ↓
<1,000 cfs↓
1992
1994
1989
2007
1990

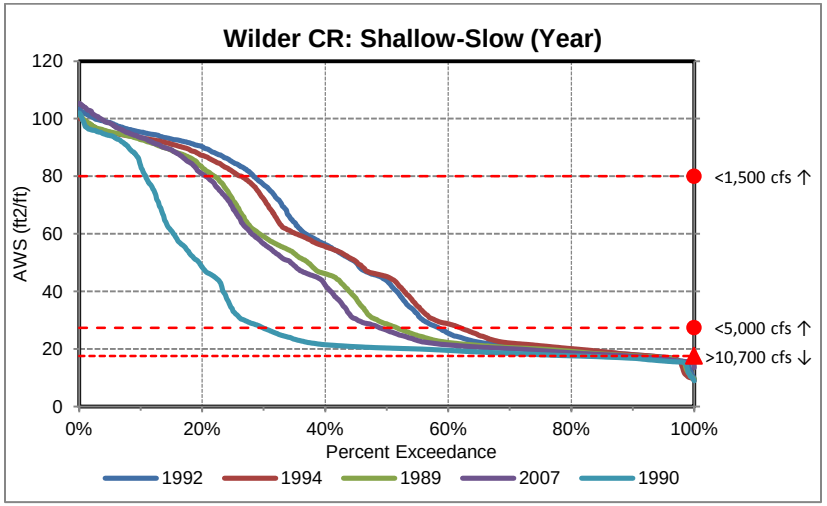
Wilder CR: Shallow-Slow (Year)
AWS (ft2/ft)
Percent Exceedance
<1,500 cfs ↑
<5,000 cfs ↑
>10,700 cfs ↓
1992
1994
1989
2007
1990

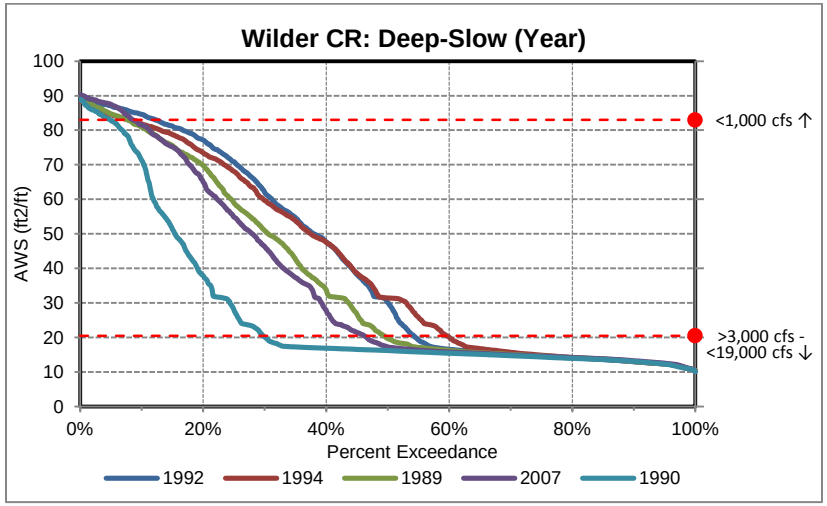
Wilder CR: Deep-Slow (Year)
AWS (ft2/ft)
Percent Exceedance
<1,000 cfs ↑
>3,000 cfs - <19,000 cfs ↓
1992
1994
1989
2007
1990

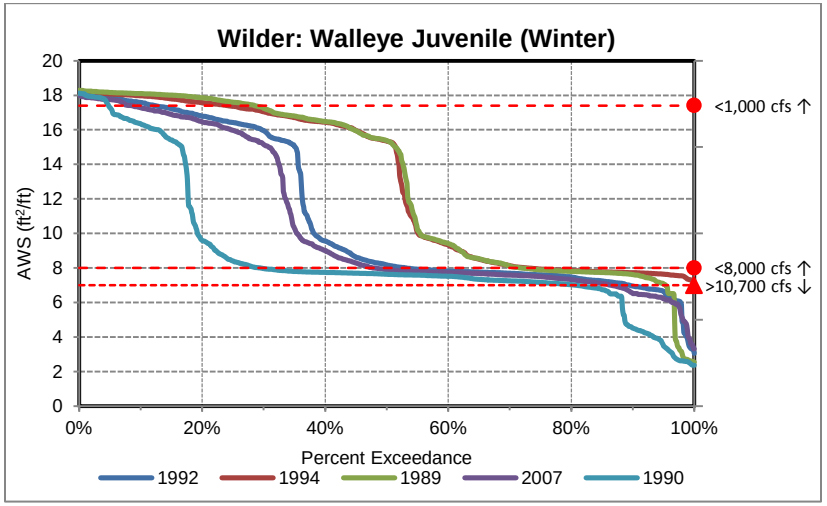
Wilder: Walleye Juvenile (Winter)
AWS (ft²/ft)
Percent Exceedance
<1,000 cfs ↑
<8,000 cfs ↑
>10,700 cfs ↓
1992
1994
1989
2007
1990

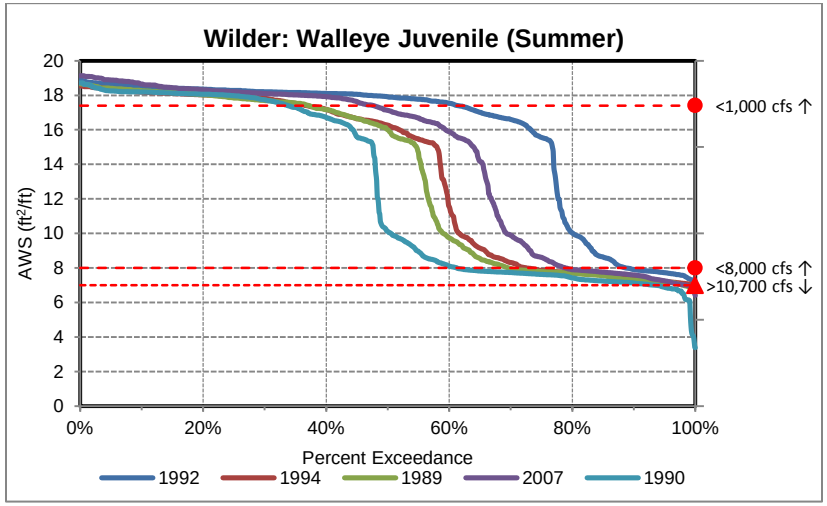
Wilder: Walleye Juvenile (Summer)
AWS (ft²/ft)
Percent Exceedance
<1,000 cfs ↑
<8,000 cfs ↑
>10,700 cfs ↓
1992
1994
1989
2007
1990

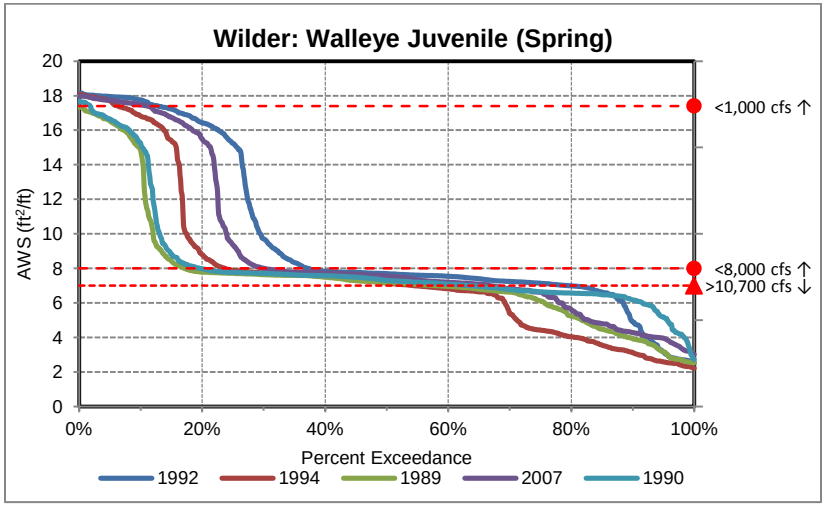
Wilder: Walleye Juvenile (Spring)
AWS (ft²/ft)
Percent Exceedance
<1,000 cfs ↑
<8,000 cfs ↑
>10,700 cfs ↓
1992
1994
1989
2007
1990

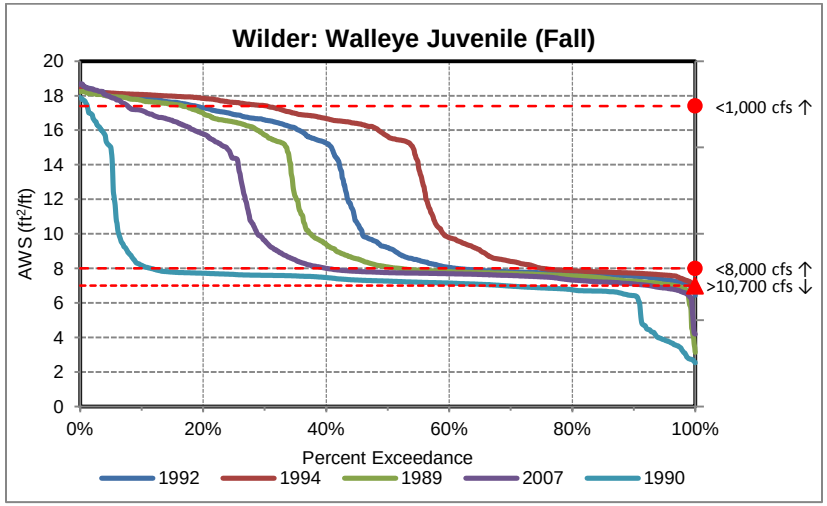
Wilder: Walleye Juvenile (Fall)
AWS (ft²/ft)
Percent Exceedance
<1,000 cfs ↑
<8,000 cfs ↑
>10,700 cfs ↓
1992
1994
1989
2007
1990

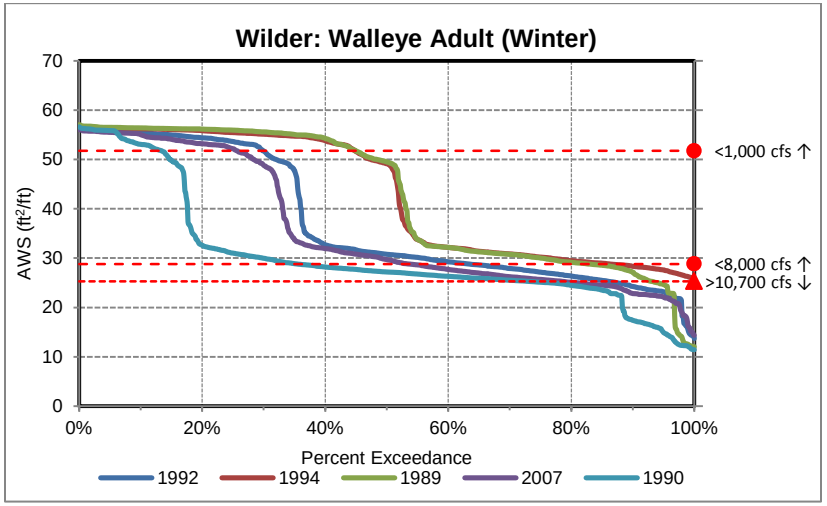
Wilder: Walleye Adult (Winter)
AWS (ft²/ft)
70
60
50
40
30
20
10
0
0%
20%
40%
60%
80%
100%
Percent Exceedance
<1,000 cfs ↑
<8,000 cfs ↑
>10,700 cfs ↓
1992
1994
1989
2007
1990

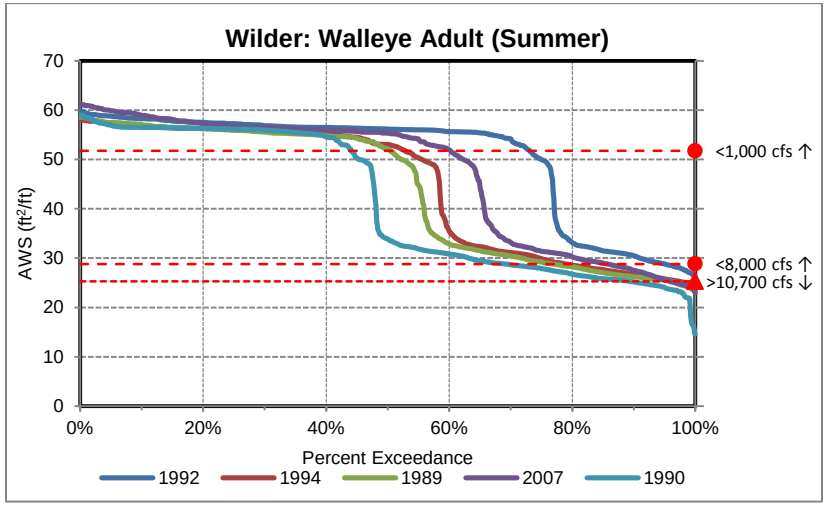
Wilder: Walleye Adult (Summer)
AWS (ft²/ft)
70
60
50
40
30
20
10
0
0%
20%
40%
60%
80%
100%
Percent Exceedance
<1,000 cfs ↑
<8,000 cfs ↑
>10,700 cfs ↓
1992
1994
1989
2007
1990

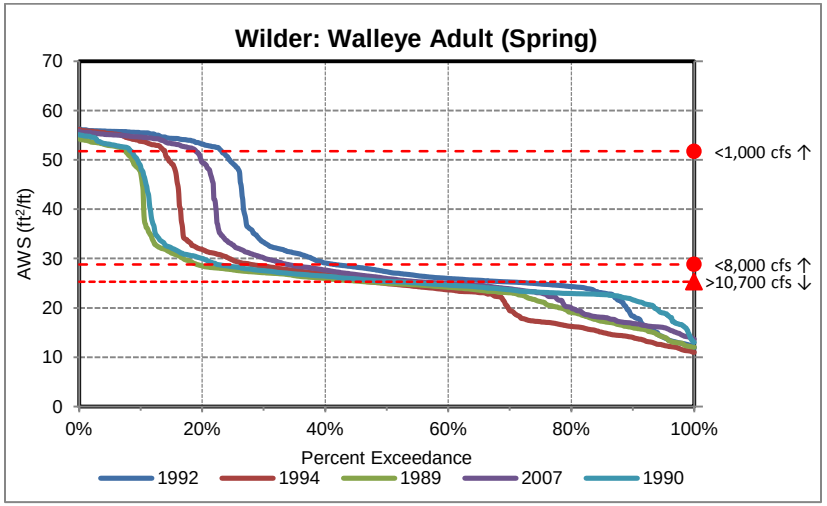
Wilder: Walleye Adult (Spring)
AWS (ft²/ft)
70
60
50
40
30
20
10
0
0%
20%
40%
60%
80%
100%
Percent Exceedance
<1,000 cfs ↑
<8,000 cfs ↑
>10,700 cfs ↓
1992
1994
1989
2007
1990

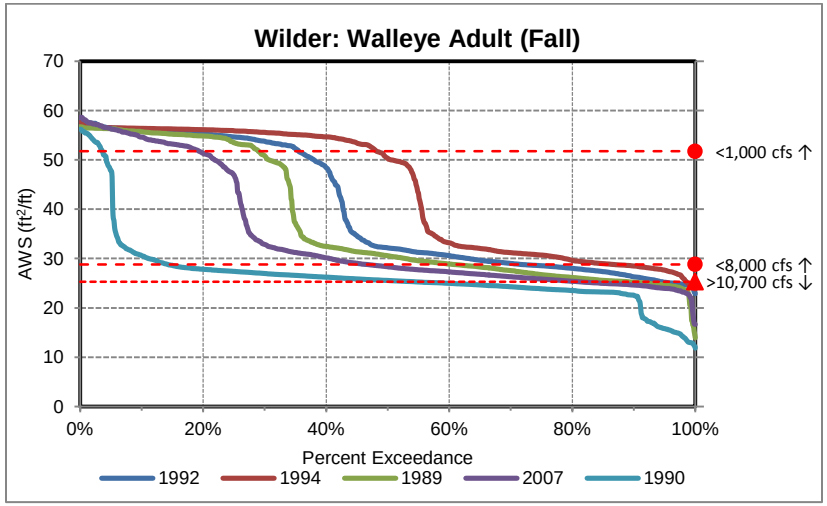
Wilder: Walleye Adult (Fall)
AWS (ft²/ft)
70
60
50
40
30
20
10
0
0%
20%
40%
60%
80%
100%
Percent Exceedance
<1,000 cfs ↑
<8,000 cfs ↑
>10,700 cfs ↓
1992
1994
1989
2007
1990

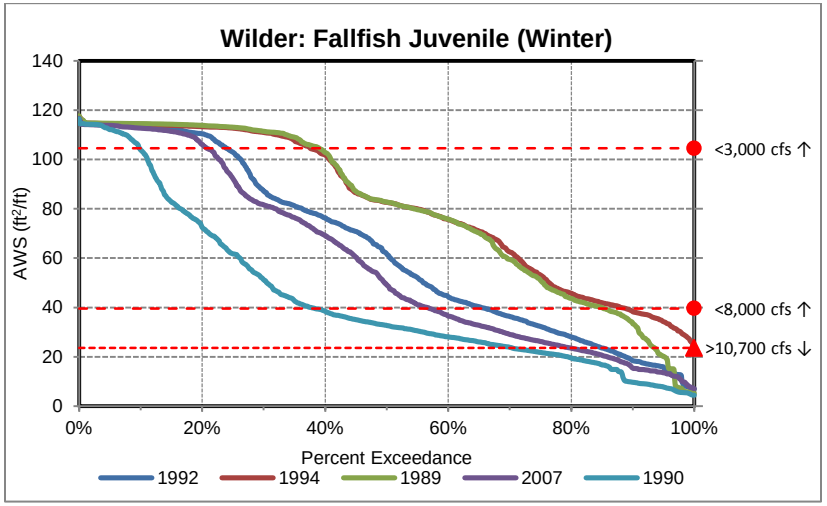
Wilder: Fallfish Juvenile (Winter)
AWS (ft²/ft)
140
120
100
80
60
40
20
0
0%
20%
40%
60%
80%
100%
Percent Exceedance
<3,000 cfs ↑
<8,000 cfs ↑
>10,700 cfs ↓
1992
1994
1989
2007
1990

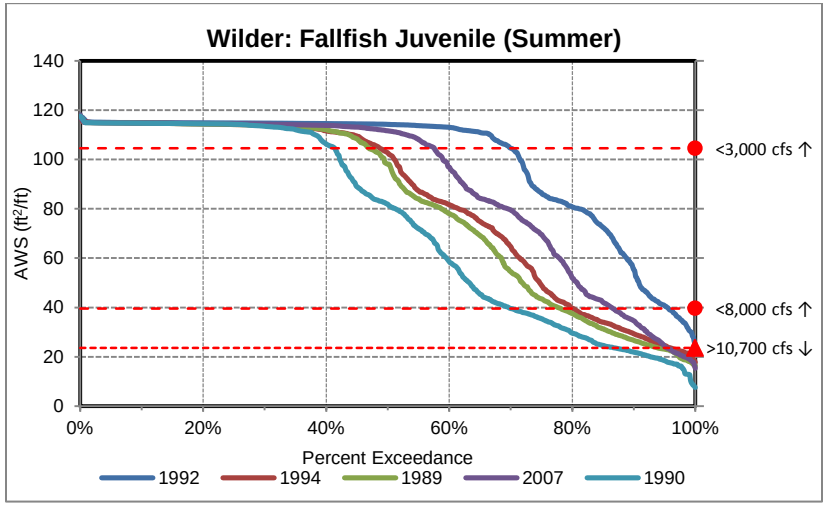
Wilder: Fallfish Juvenile (Summer)
AWS (ft²/ft)
140
120
100
80
60
40
20
0
0%
20%
40%
60%
80%
100%
Percent Exceedance
<3,000 cfs ↑
<8,000 cfs ↑
>10,700 cfs ↓
1992
1994
1989
2007
1990

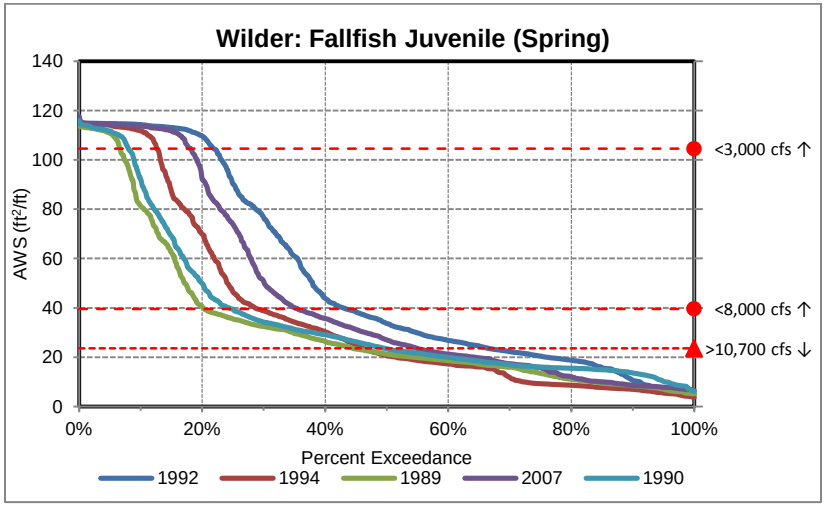
Wilder: Fallfish Juvenile (Spring)
AWS (ft²/ft)
140
120
100
80
60
40
20
0
0%
20%
40%
60%
80%
100%
Percent Exceedance
<3,000 cfs ↑
<8,000 cfs ↑
>10,700 cfs ↓
1992
1994
1989
2007
1990

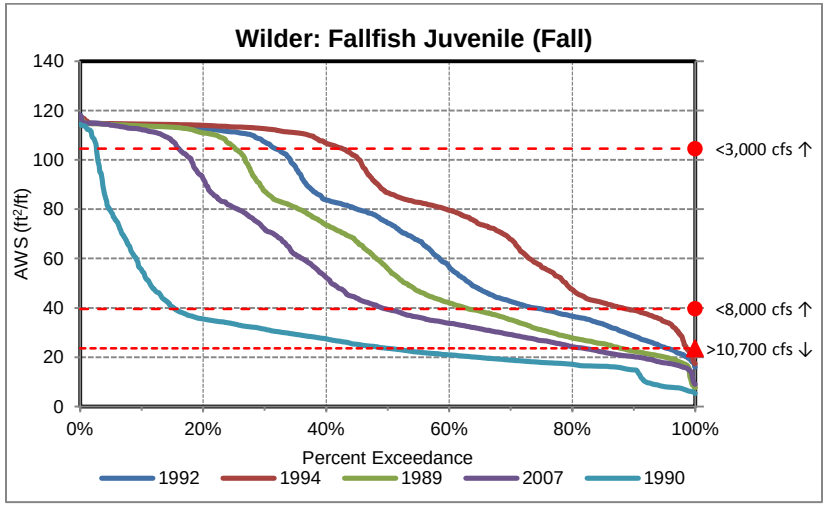
Wilder: Fallfish Juvenile (Fall)
AWS (ft²/ft)
140
120
100
80
60
40
20
0
0%
20%
40%
60%
80%
100%
Percent Exceedance
<3,000 cfs ↑
<8,000 cfs ↑
>10,700 cfs ↓
1992
1994
1989
2007
1990

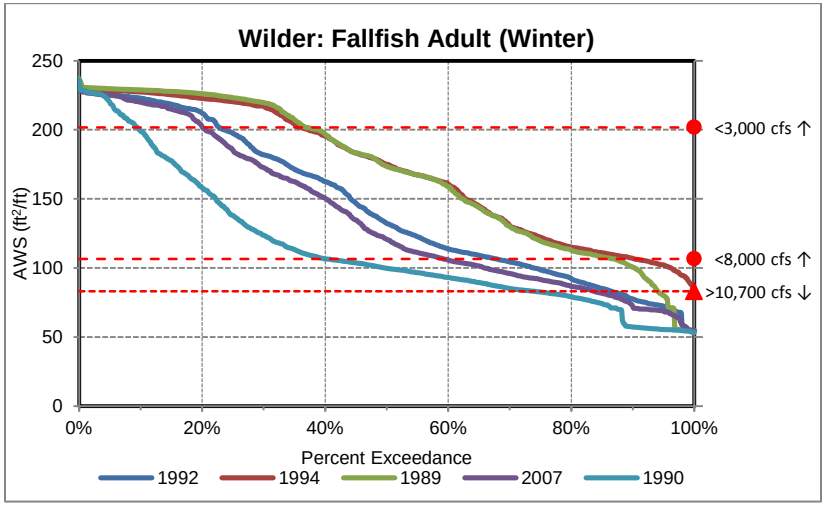
Wilder: Fallfish Adult (Winter)
AWS (ft²/ft)
250
200
150
100
50
0
0%
20%
40%
60%
80%
100%
Percent Exceedance
<3,000 cfs ↑
<8,000 cfs ↑
>10,700 cfs ↓
1992
1994
1989
2007
1990

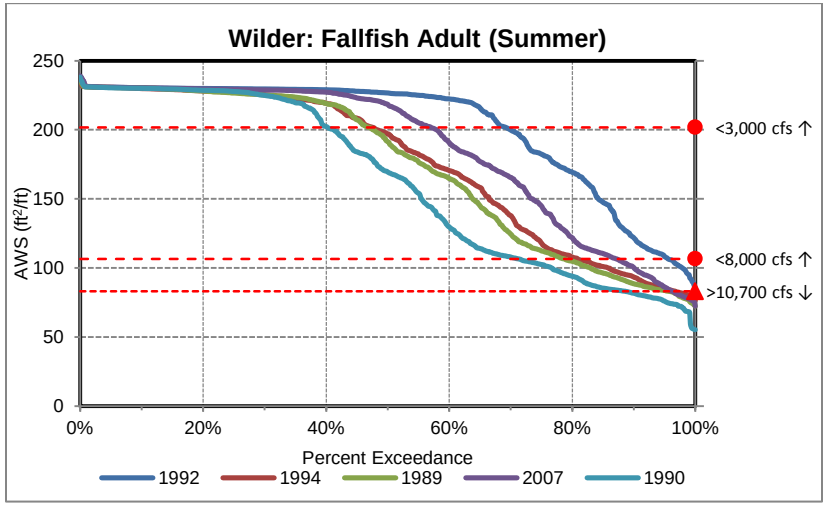
Wilder: Fallfish Adult (Summer)
AWS (ft²/ft)
250
200
150
100
50
0
0%
20%
40%
60%
80%
100%
Percent Exceedance
<3,000 cfs ↑
<8,000 cfs ↑
>10,700 cfs ↓
1992
1994
1989
2007
1990

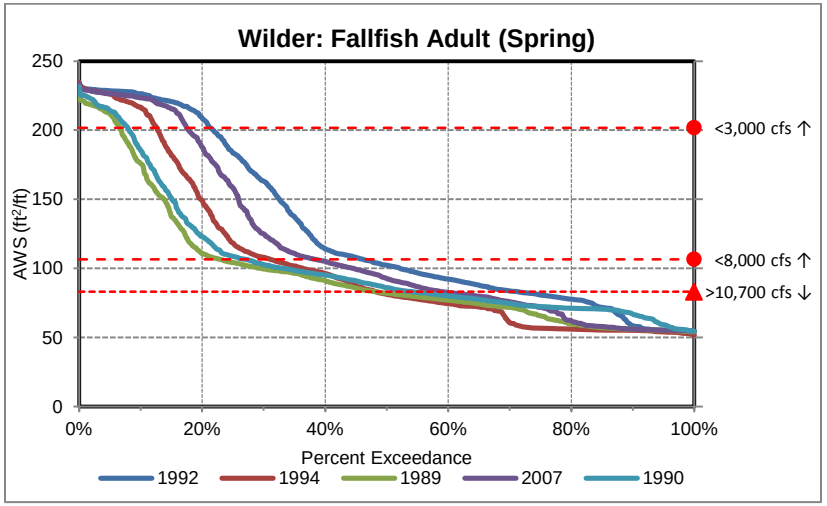
Wilder: Fallfish Adult (Spring)
AWS (ft²/ft)
250
200
150
100
50
0
0%
20%
40%
60%
80%
100%
Percent Exceedance
<3,000 cfs ↑
<8,000 cfs ↑
>10,700 cfs ↓
1992
1994
1989
2007
1990

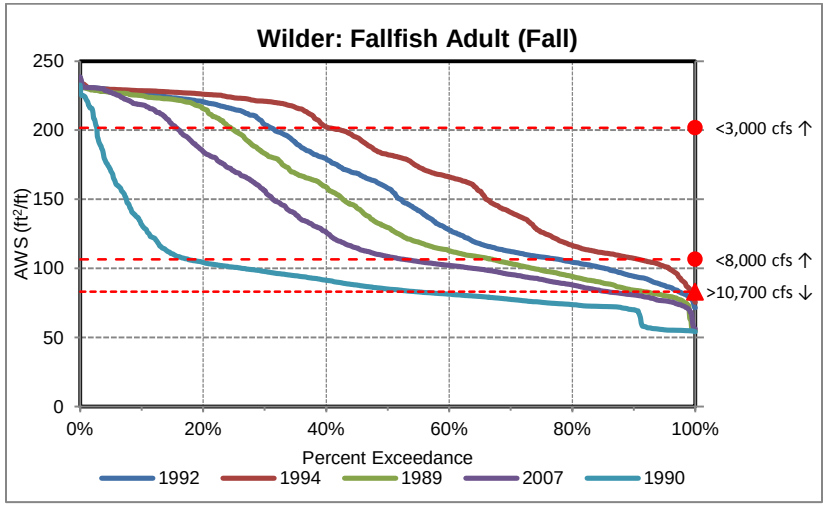
Wilder: Fallfish Adult (Fall)
AWS (ft²/ft)
250
200
150
100
50
0
0%
20%
40%
60%
80%
100%
Percent Exceedance
<3,000 cfs ↑
<8,000 cfs ↑
>10,700 cfs ↓
1992
1994
1989
2007
1990

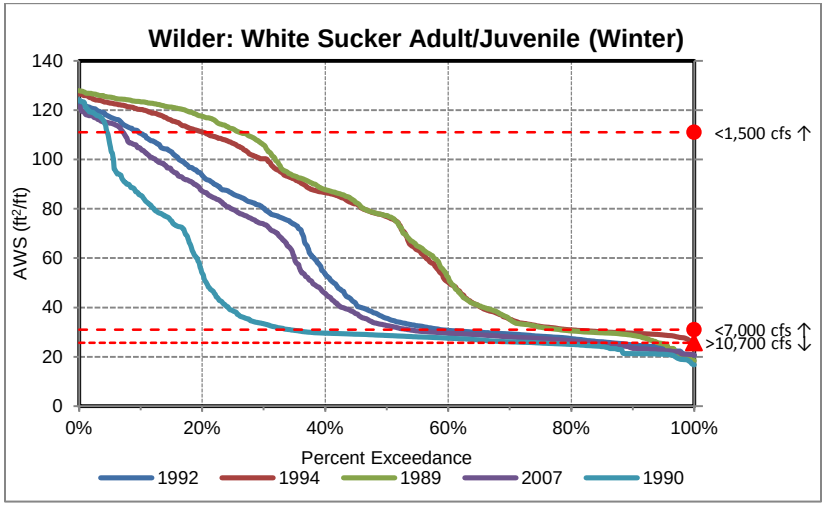
Wilder: White Sucker Adult/Juvenile (Winter)
AWS (ft²/ft)
140
120
100
80
60
40
20
0
0%
20%
40%
60%
80%
100%
Percent Exceedance
<1,500 cfs ↑
<7,000 cfs ↑
>10,700 cfs ↓
1992
1994
1989
2007
1990

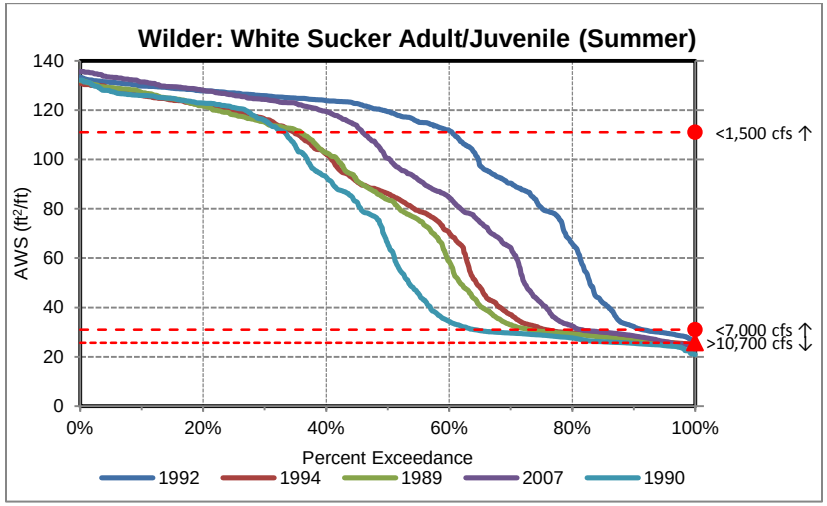
Wilder: White Sucker Adult/Juvenile (Summer)
AWS (ft²/ft)
140
120
100
80
60
40
20
0
0%
20%
40%
60%
80%
100%
Percent Exceedance
<1,500 cfs ↑
<7,000 cfs ↑
>10,700 cfs ↓
1992
1994
1989
2007
1990

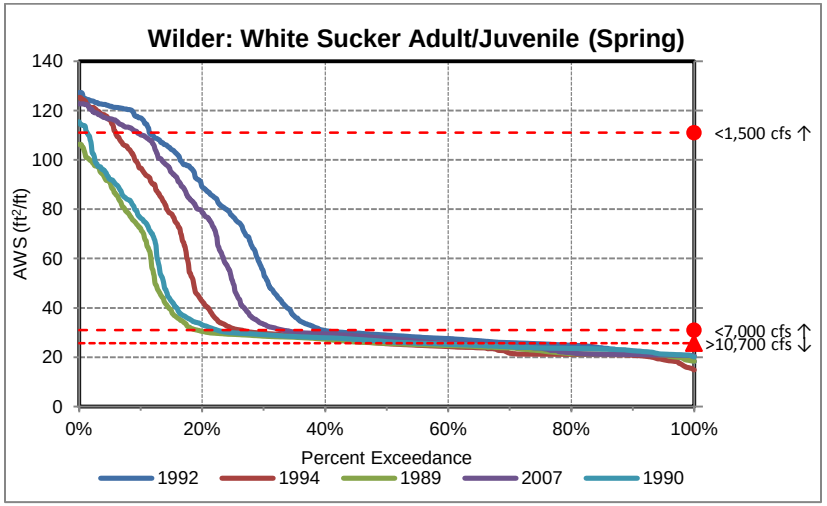
Wilder: White Sucker Adult/Juvenile (Spring)
AWS (ft²/ft)
140
120
100
80
60
40
20
0
0%
20%
40%
60%
80%
100%
Percent Exceedance
<1,500 cfs ↑
<7,000 cfs ↑
>10,700 cfs ↓
1992
1994
1989
2007
1990

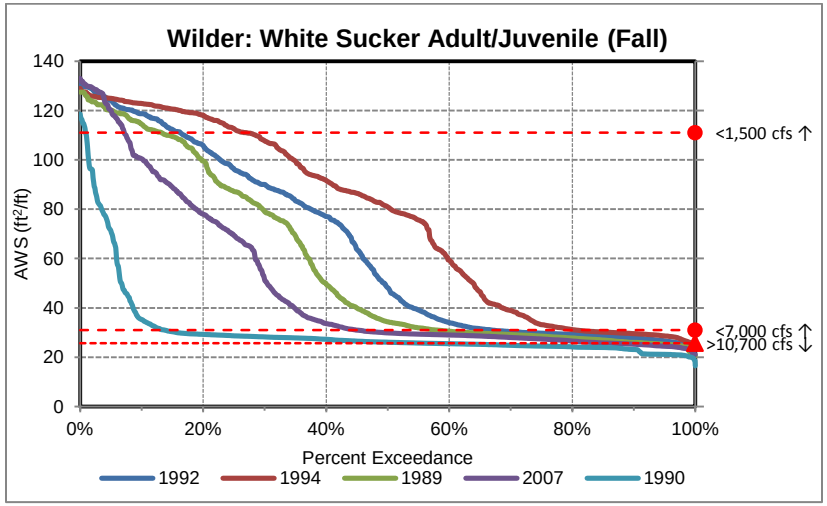
Wilder: White Sucker Adult/Juvenile (Fall)
AWS (ft²/ft)
140
120
100
80
60
40
20
0
0%
20%
40%
60%
80%
100%
Percent Exceedance
<1,500 cfs ↑
<7,000 cfs ↑
>10,700 cfs ↓
1992
1994
1989
2007
1990

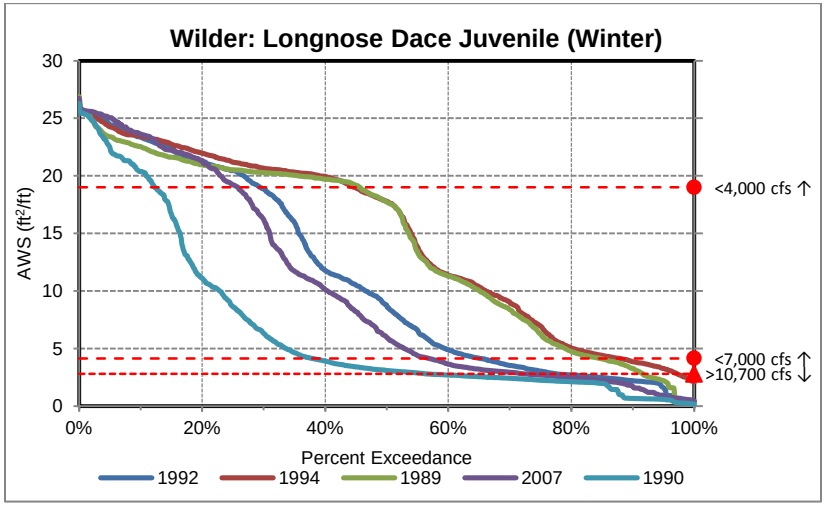
Wilder: Longnose Dace Juvenile (Winter)
AWS (ft²/ft)
30
25
20
15
10
5
0
0%
20%
40%
60%
80%
100%
Percent Exceedance
<4,000 cfs ↑
<7,000 cfs ↑
>10,700 cfs ↓
1992
1994
1989
2007
1990

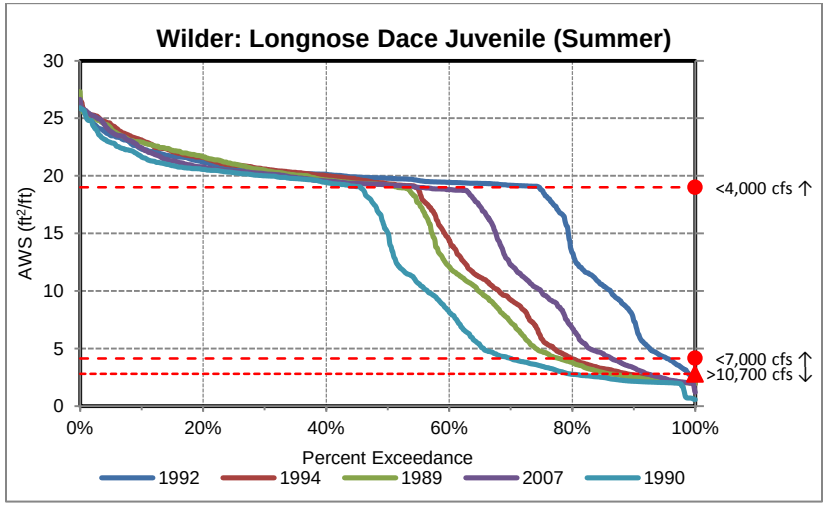
Wilder: Longnose Dace Juvenile (Summer)
AWS (ft²/ft)
30
25
20
15
10
5
0
0%
20%
40%
60%
80%
100%
Percent Exceedance
<4,000 cfs ↑
<7,000 cfs ↑
>10,700 cfs ↓
1992
1994
1989
2007
1990

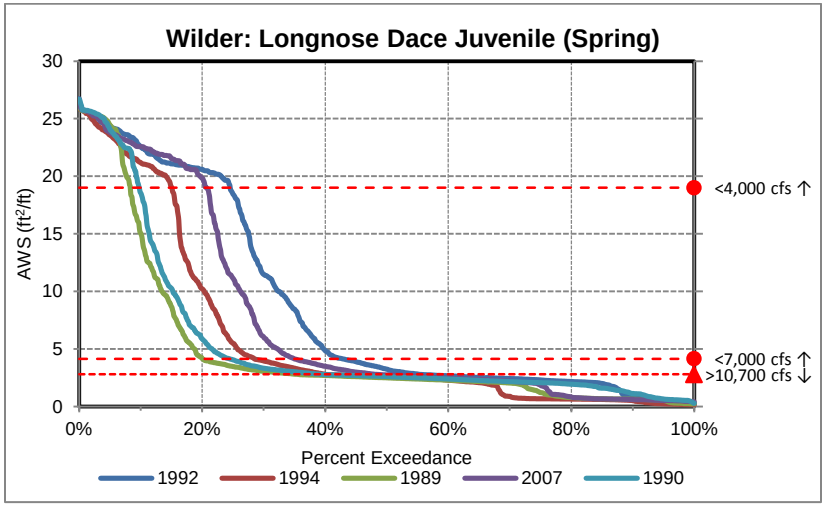
Wilder: Longnose Dace Juvenile (Spring)
AWS (ft²/ft)
30
25
20
15
10
5
0
0%
20%
40%
60%
80%
100%
Percent Exceedance
<4,000 cfs ↑
<7,000 cfs ↑
>10,700 cfs ↓
1992
1994
1989
2007
1990

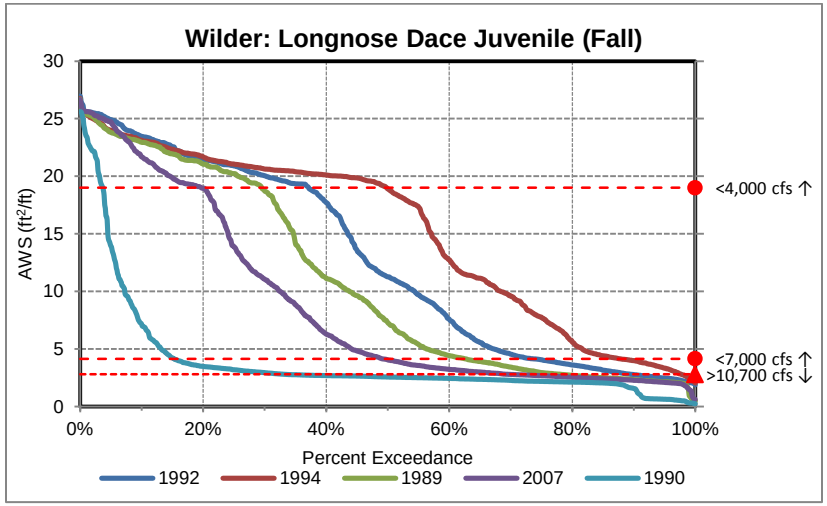
Wilder: Longnose Dace Juvenile (Fall)
AWS (ft²/ft)
30
25
20
15
10
5
0
0%
20%
40%
60%
80%
100%
Percent Exceedance
<4,000 cfs ↑
<7,000 cfs ↑
>10,700 cfs ↓
1992
1994
1989
2007
1990

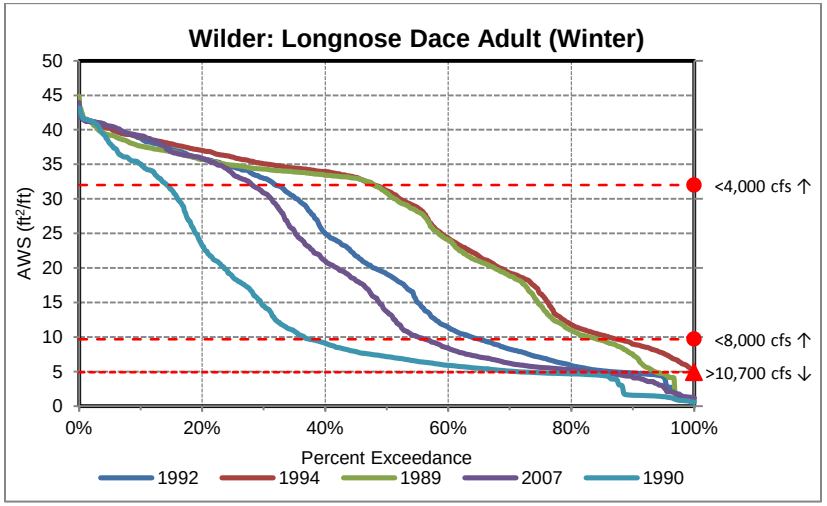
Wilder: Longnose Dace Adult (Winter)
AWS (ft²/ft)
50
45
40
35
30
25
20
15
10
5
0
0%
20%
40%
60%
80%
100%
Percent Exceedance
<4,000 cfs ↑
<8,000 cfs ↑
>10,700 cfs ↓
1992
1994
1989
2007
1990

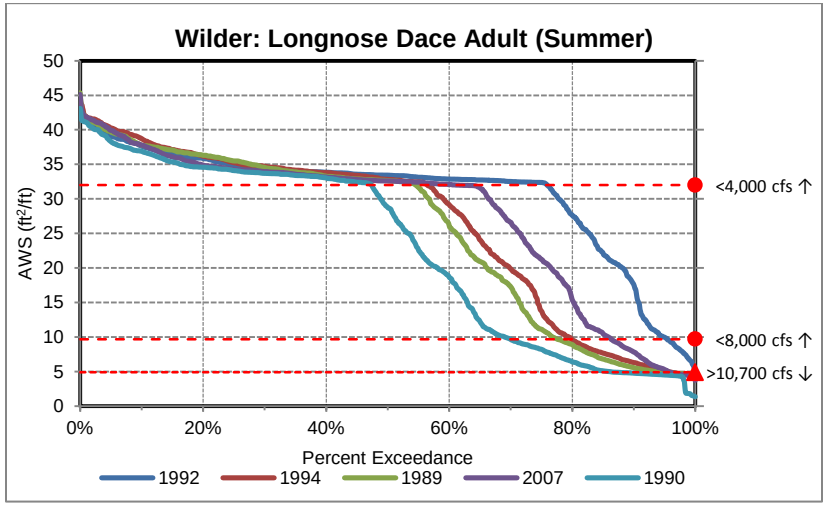
Wilder: Longnose Dace Adult (Summer)
AWS (ft²/ft)
50
45
40
35
30
25
20
15
10
5
0
0%
20%
40%
60%
80%
100%
Percent Exceedance
<4,000 cfs ↑
<8,000 cfs ↑
>10,700 cfs ↓
1992
1994
1989
2007
1990

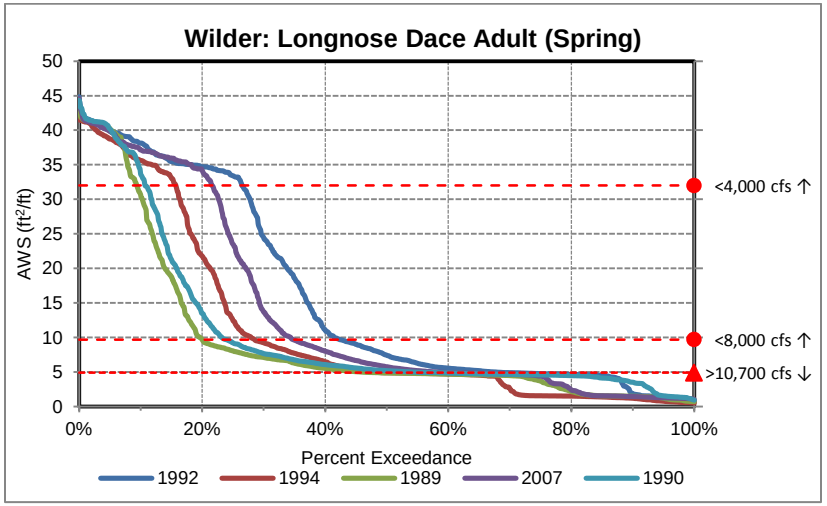
Wilder: Longnose Dace Adult (Spring)
AWS (ft²/ft)
50
45
40
35
30
25
20
15
10
5
0
0%
20%
40%
60%
80%
100%
Percent Exceedance
<4,000 cfs ↑
<8,000 cfs ↑
>10,700 cfs ↓
1992
1994
1989
2007
1990

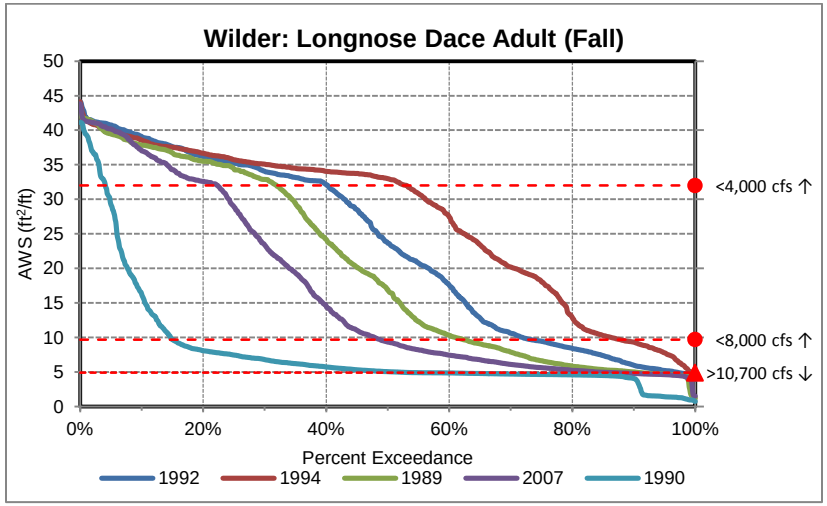
Wilder: Longnose Dace Adult (Fall)
AWS (ft²/ft)
50
45
40
35
30
25
20
15
10
5
0
0%
20%
40%
60%
80%
100%
Percent Exceedance
<4,000 cfs ↑
<8,000 cfs ↑
>10,700 cfs ↓
1992
1994
1989
2007
1990

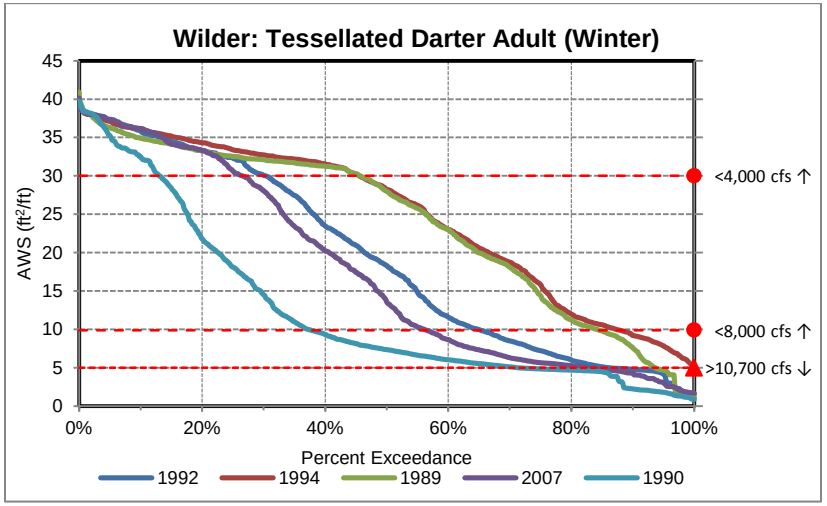
Wilder: Tessellated Darter Adult (Winter)
AWS (ft²/ft)
45
40
35
30
25
20
15
10
5
0
0%
20%
40%
60%
80%
100%
Percent Exceedance
<4,000 cfs ↑
<8,000 cfs ↑
>10,700 cfs ↓
1992
1994
1989
2007
1990

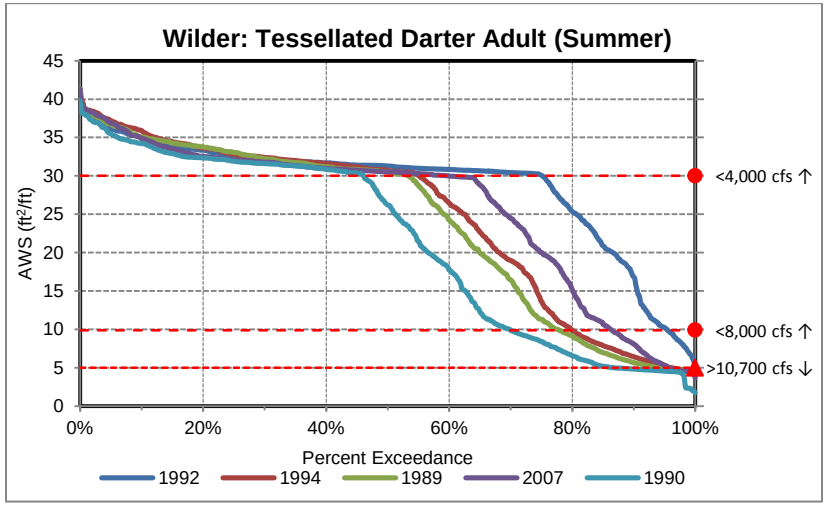
Wilder: Tessellated Darter Adult (Summer)
AWS (ft²/ft)
45
40
35
30
25
20
15
10
5
0
0%
20%
40%
60%
80%
100%
Percent Exceedance
<4,000 cfs ↑
<8,000 cfs ↑
>10,700 cfs ↓
1992
1994
1989
2007
1990

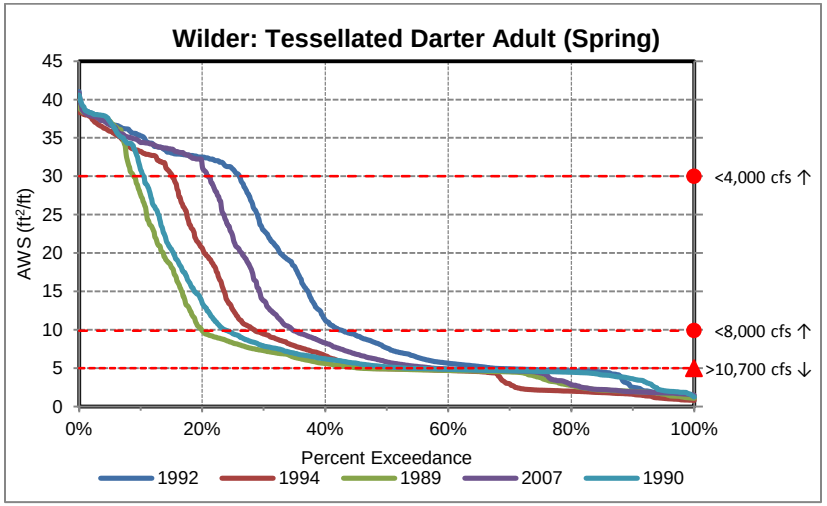
Wilder: Tessellated Darter Adult (Spring)
AWS (ft²/ft)
45
40
35
30
25
20
15
10
5
0
0%
20%
40%
60%
80%
100%
Percent Exceedance
<4,000 cfs ↑
<8,000 cfs ↑
>10,700 cfs ↓
1992
1994
1989
2007
1990

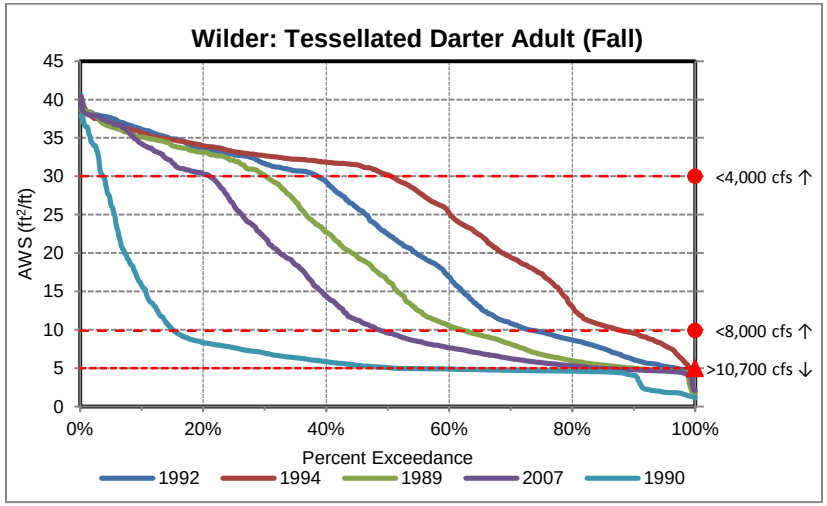
Wilder: Tessellated Darter Adult (Fall)
AWS (ft²/ft)
45
40
35
30
25
20
15
10
5
0
0%
20%
40%
60%
80%
100%
Percent Exceedance
<4,000 cfs ↑
<8,000 cfs ↑
>10,700 cfs ↓
1992
1994
1989
2007
1990

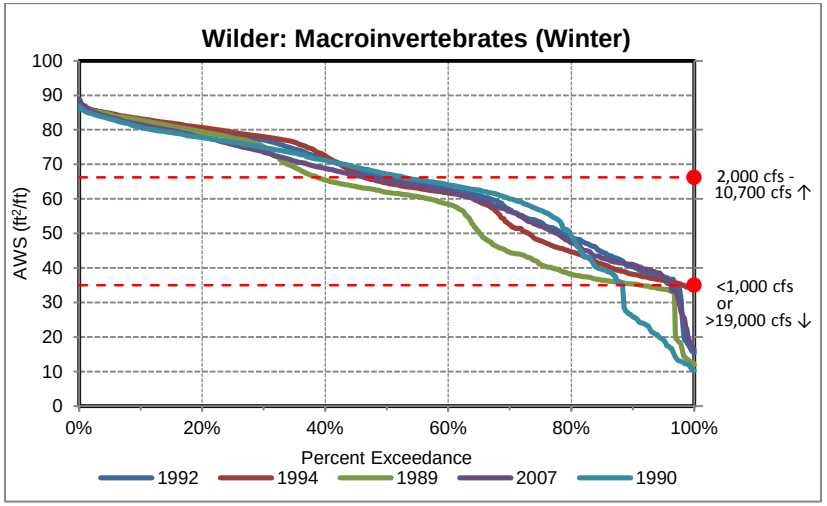
Wilder: Macroinvertebrates (Winter)
AWS (ft²/ft)
100
90
80
70
60
50
40
30
20
10
0
0%
20%
40%
60%
80%
100%
Percent Exceedance
2,000 cfs - 10,700 cfs ↑
<1,000 cfs or >19,000 cfs ↓
1992
1994
1989
2007
1990

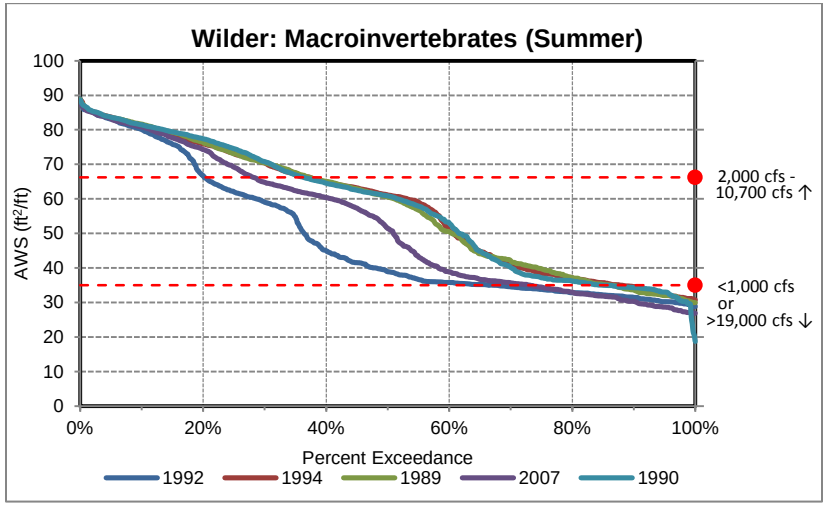
Wilder: Macroinvertebrates (Summer)
AWS (ft²/ft)
100
90
80
70
60
50
40
30
20
10
0
0%
20%
40%
60%
80%
100%
Percent Exceedance
2,000 cfs - 10,700 cfs ↑
<1,000 cfs or >19,000 cfs ↓
1992
1994
1989
2007
1990

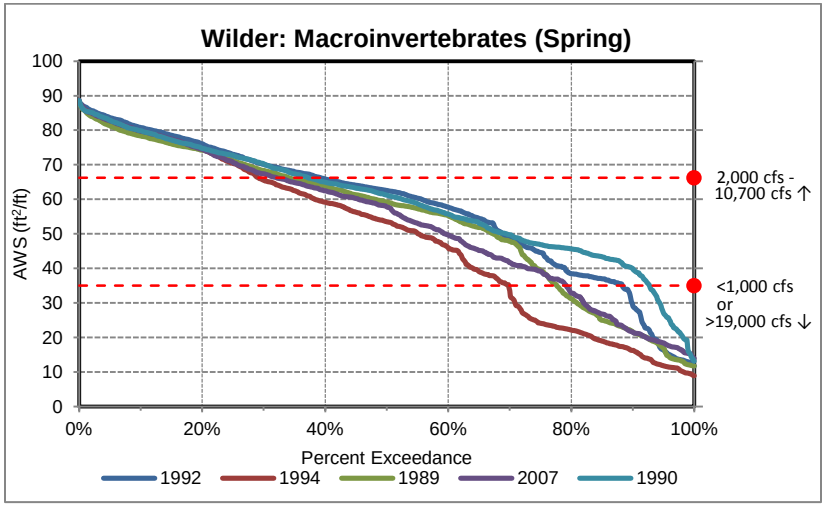
Wilder: Macroinvertebrates (Spring)
AWS (ft²/ft)
100
90
80
70
60
50
40
30
20
10
0
0%
20%
40%
60%
80%
100%
Percent Exceedance
2,000 cfs - 10,700 cfs ↑
<1,000 cfs or >19,000 cfs ↓
1992
1994
1989
2007
1990

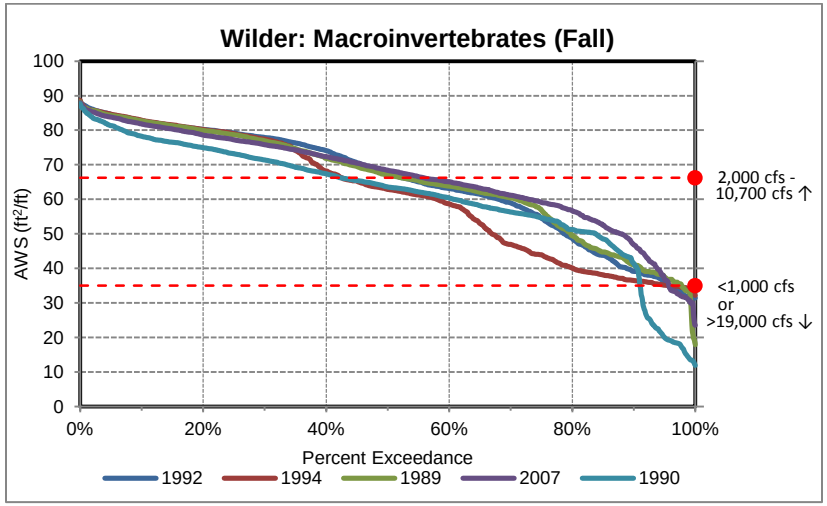
Wilder: Macroinvertebrates (Fall)
AWS (ft²/ft)
100
90
80
70
60
50
40
30
20
10
0
0%
20%
40%
60%
80%
100%
Percent Exceedance
2,000 cfs - 10,700 cfs ↑
<1,000 cfs or >19,000 cfs ↓
1992
1994
1989
2007
1990

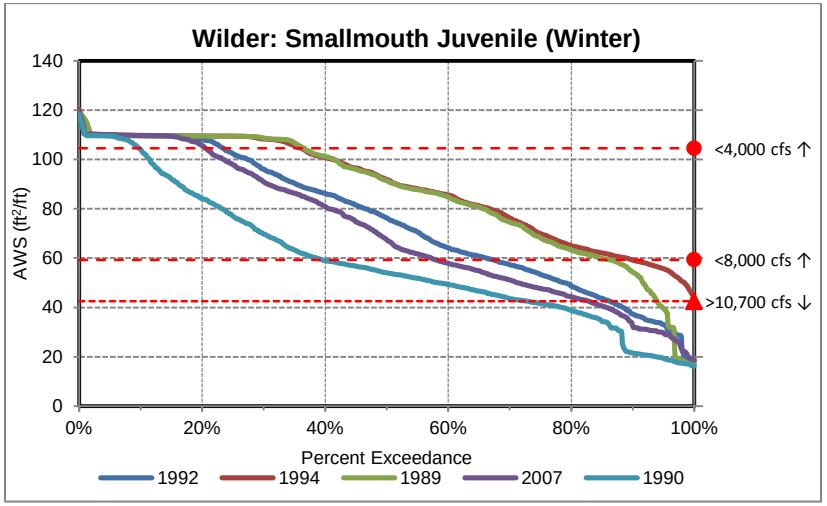
Wilder: Smallmouth Juvenile (Winter)
AWS (ft²/ft)
140
120
100
80
60
40
20
0
0%
20%
40%
60%
80%
100%
Percent Exceedance
<4,000 cfs ↑
<8,000 cfs ↑
>10,700 cfs ↓
1992
1994
1989
2007
1990

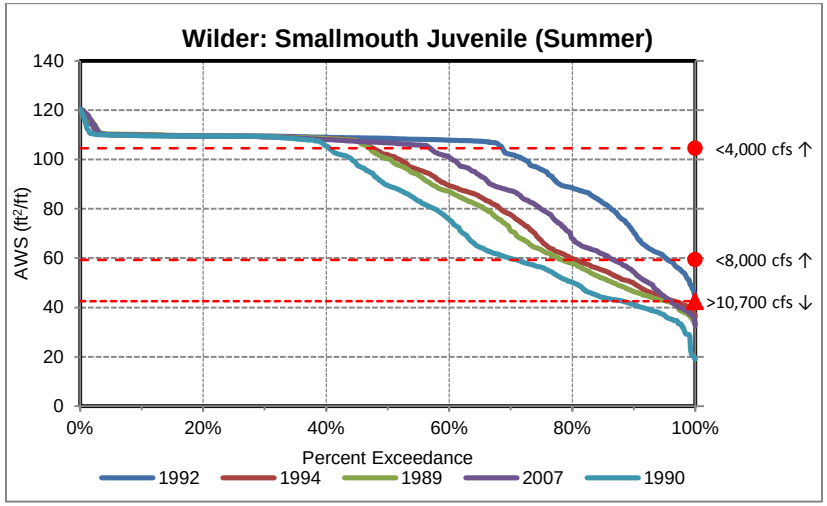
Wilder: Smallmouth Juvenile (Summer)
AWS (ft²/ft)
140
120
100
80
60
40
20
0
0%
20%
40%
60%
80%
100%
Percent Exceedance
<4,000 cfs ↑
<8,000 cfs ↑
>10,700 cfs ↓
1992
1994
1989
2007
1990

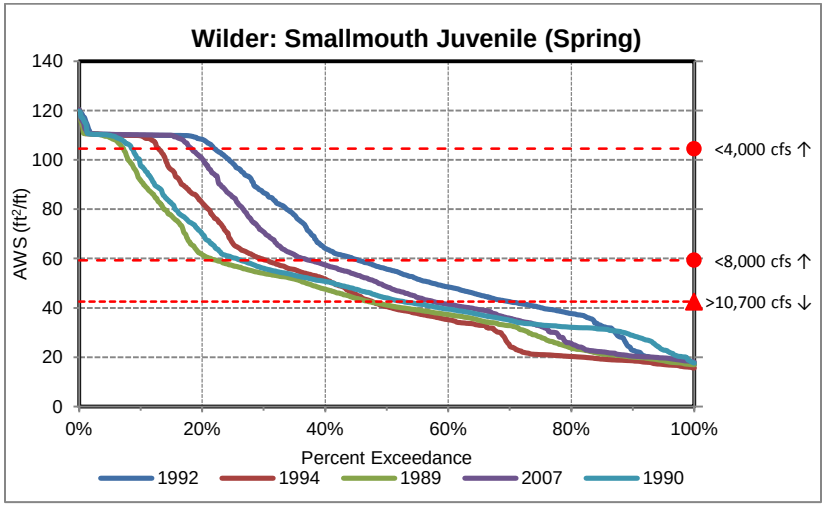
Wilder: Smallmouth Juvenile (Spring)
AWS (ft²/ft)
140
120
100
80
60
40
20
0
0%
20%
40%
60%
80%
100%
Percent Exceedance
<4,000 cfs ↑
<8,000 cfs ↑
>10,700 cfs ↓
1992
1994
1989
2007
1990

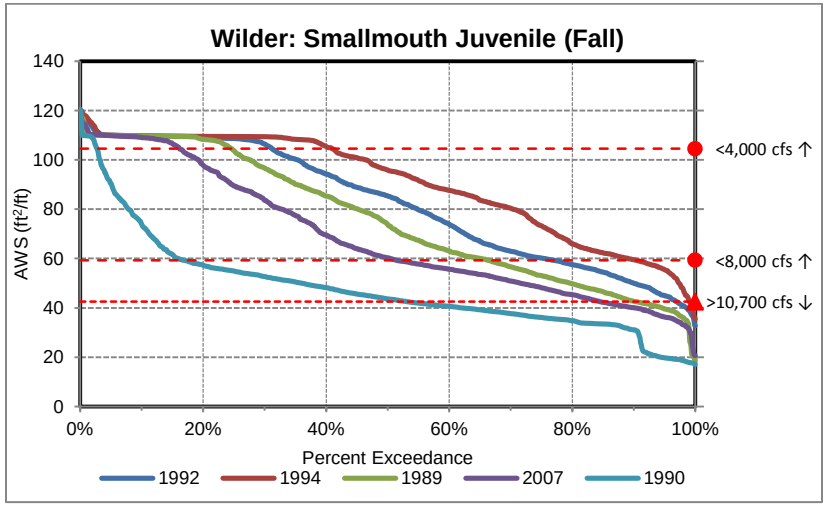
Wilder: Smallmouth Juvenile (Fall)
AWS (ft²/ft)
140
120
100
80
60
40
20
0
0%
20%
40%
60%
80%
100%
Percent Exceedance
<4,000 cfs ↑
<8,000 cfs ↑
>10,700 cfs ↓
1992
1994
1989
2007
1990

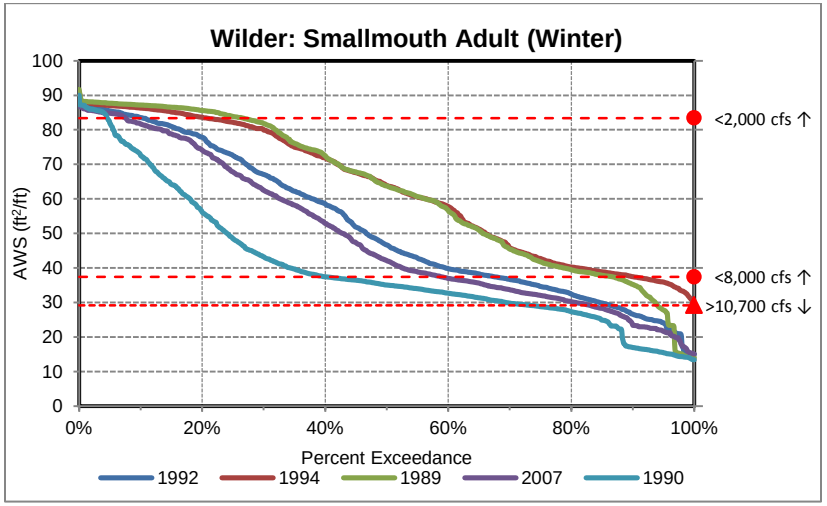
Wilder: Smallmouth Adult (Winter)
AWS (ft²/ft)
100
90
80
70
60
50
40
30
20
10
0
0%
20%
40%
60%
80%
100%
Percent Exceedance
<2,000 cfs ↑
<8,000 cfs ↑
>10,700 cfs ↓
1992
1994
1989
2007
1990

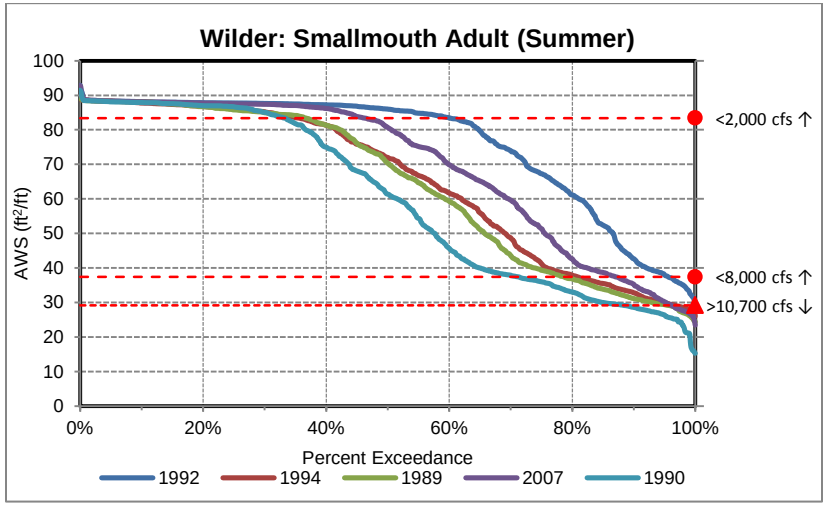
Wilder: Smallmouth Adult (Summer)
AWS (ft²/ft)
100
90
80
70
60
50
40
30
20
10
0
0%
20%
40%
60%
80%
100%
Percent Exceedance
<2,000 cfs ↑
<8,000 cfs ↑
>10,700 cfs ↓
1992
1994
1989
2007
1990

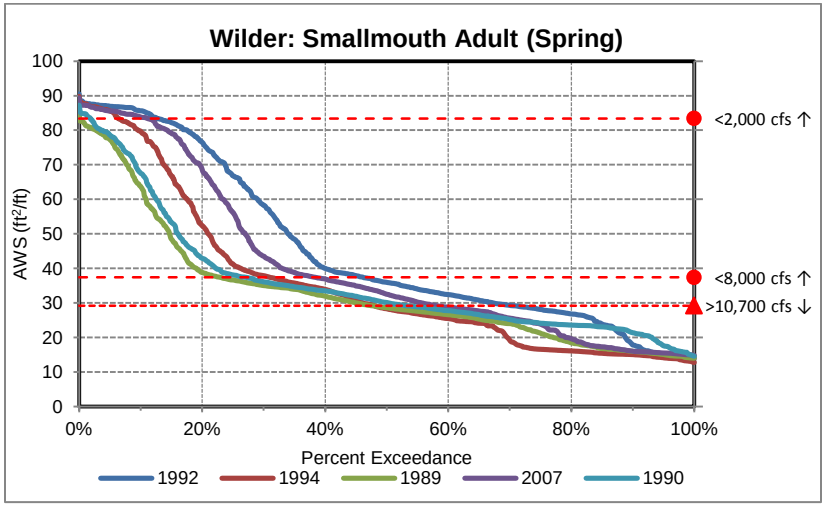
Wilder: Smallmouth Adult (Spring)
AWS (ft²/ft)
100
90
80
70
60
50
40
30
20
10
0
0%
20%
40%
60%
80%
100%
Percent Exceedance
<2,000 cfs ↑
<8,000 cfs ↑
>10,700 cfs ↓
1992
1994
1989
2007
1990

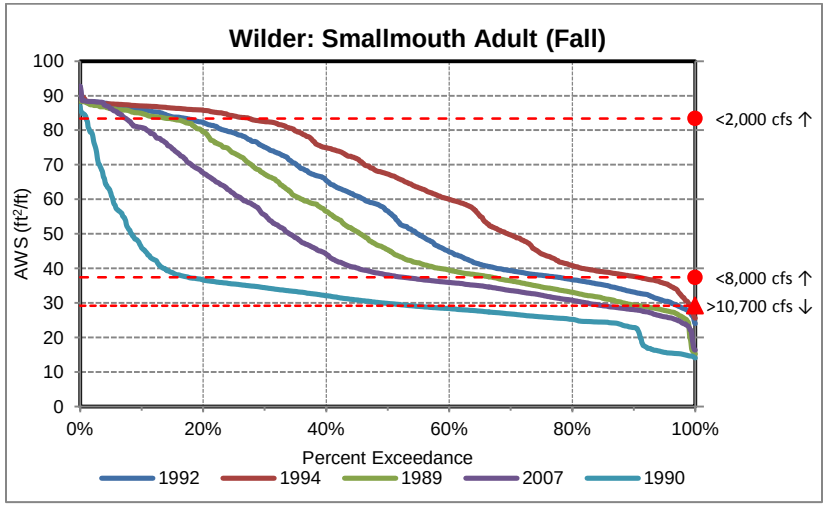
Wilder: Smallmouth Adult (Fall)
AWS (ft²/ft)
100
90
80
70
60
50
40
30
20
10
0
0%
20%
40%
60%
80%
100%
Percent Exceedance
<2,000 cfs ↑
<8,000 cfs ↑
>10,700 cfs ↓
1992
1994
1989
2007
1990

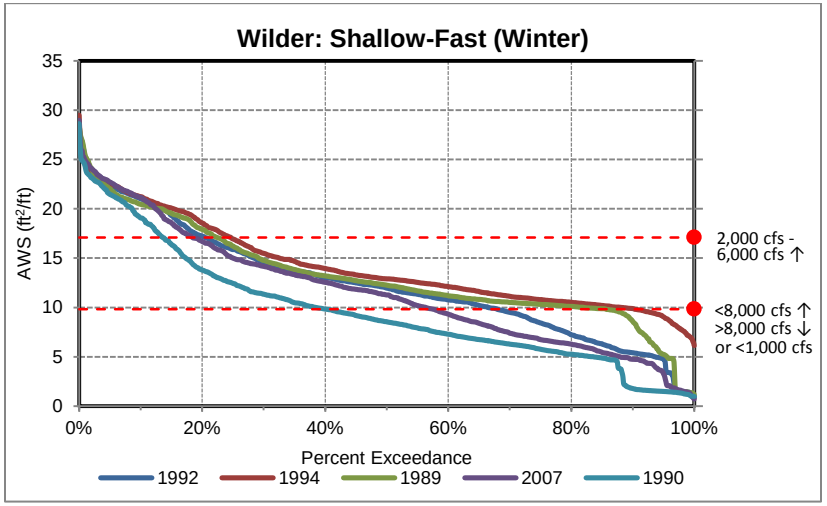
Wilder: Shallow-Fast (Winter)
AWS (ft²/ft)
35
30
25
20
15
10
5
0
0%
20%
40%
60%
80%
100%
Percent Exceedance
2,000 cfs - 6,000 cfs ↑
<8,000 cfs ↑
>8,000 cfs ↓
or <1,000 cfs
1992
1994
1989
2007
1990

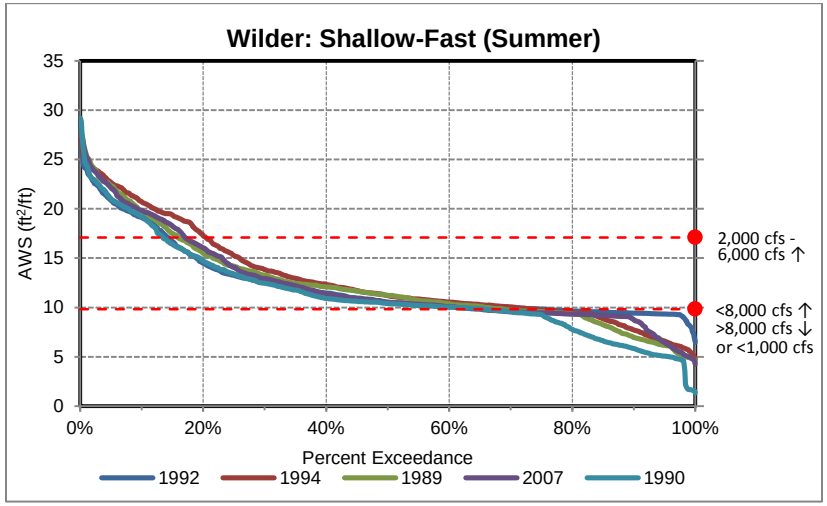
Wilder: Shallow-Fast (Summer)
AWS (ft²/ft)
35
30
25
20
15
10
5
0
0%
20%
40%
60%
80%
100%
Percent Exceedance
2,000 cfs - 6,000 cfs ↑
<8,000 cfs ↑
>8,000 cfs ↓
or <1,000 cfs
1992
1994
1989
2007
1990

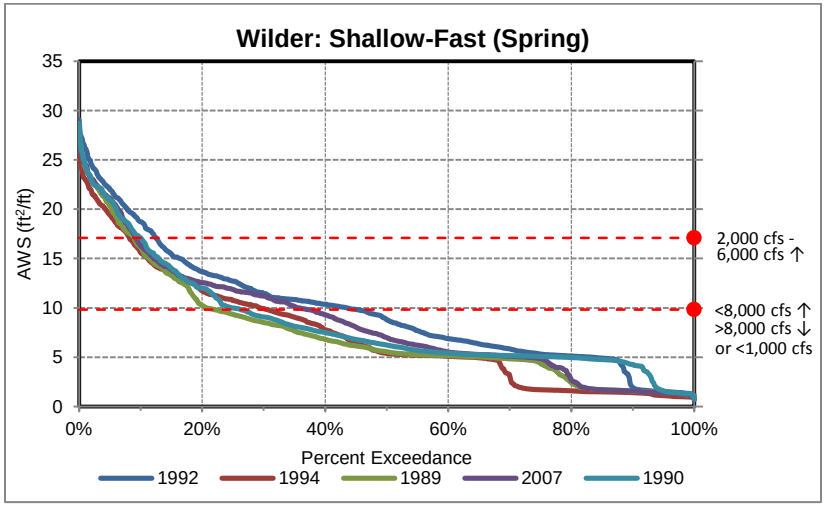
Wilder: Shallow-Fast (Spring)
AWS (ft²/ft)
35
30
25
20
15
10
5
0
0%
20%
40%
60%
80%
100%
Percent Exceedance
2,000 cfs - 6,000 cfs ↑
<8,000 cfs ↑
>8,000 cfs ↓
or <1,000 cfs
1992
1994
1989
2007
1990

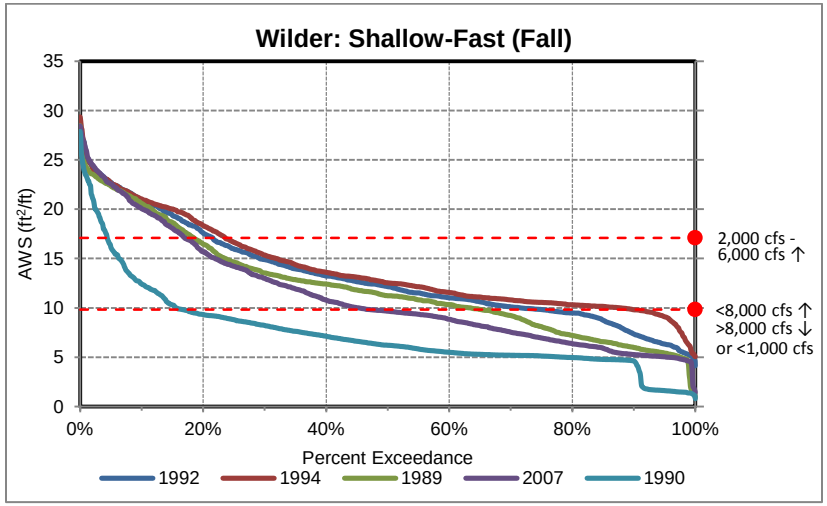
Wilder: Shallow-Fast (Fall)
AWS (ft²/ft)
35
30
25
20
15
10
5
0
0%
20%
40%
60%
80%
100%
Percent Exceedance
2,000 cfs - 6,000 cfs ↑
<8,000 cfs ↑
>8,000 cfs ↓
or <1,000 cfs
1992
1994
1989
2007
1990

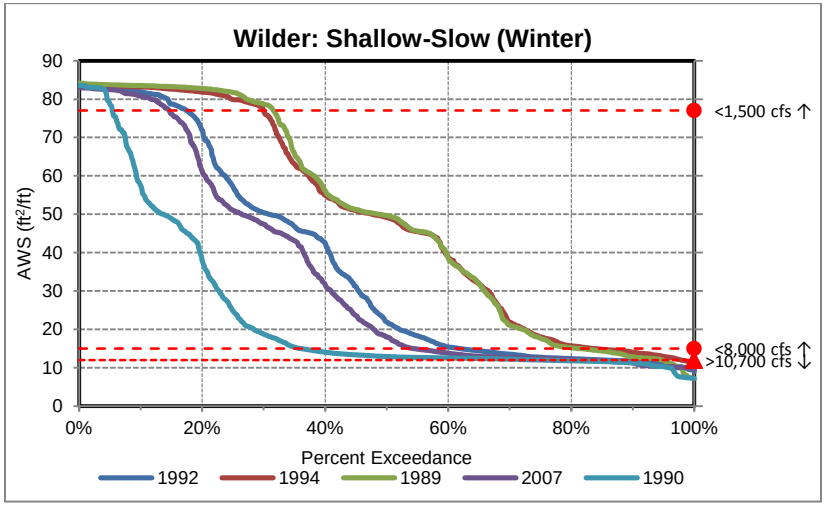
Wilder: Shallow-Slow (Winter)
AWS (ft²/ft)
90
80
70
60
50
40
30
20
10
0
0%
20%
40%
60%
80%
100%
Percent Exceedance
<1,500 cfs ↑
<8,000 cfs ↑
>10,700 cfs ↓
1992
1994
1989
2007
1990

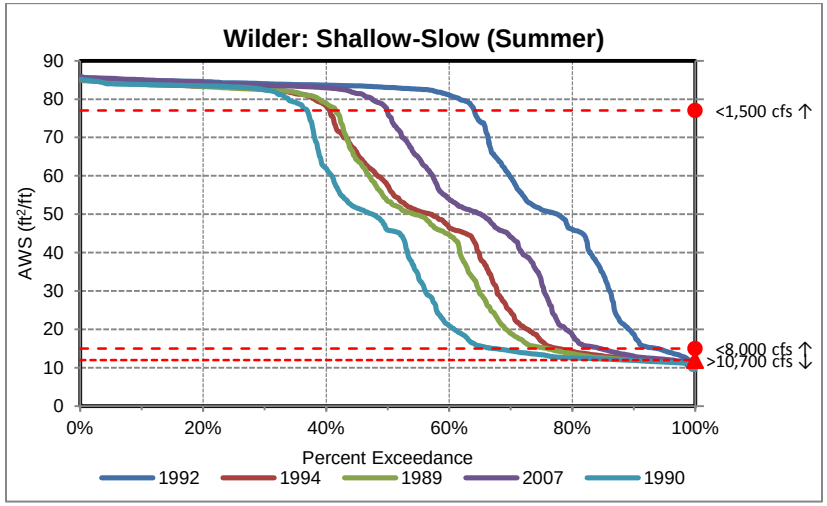
Wilder: Shallow-Slow (Summer)
AWS (ft²/ft)
90
80
70
60
50
40
30
20
10
0
0%
20%
40%
60%
80%
100%
Percent Exceedance
<1,500 cfs ↑
<8,000 cfs ↑
>10,700 cfs ↓
1992
1994
1989
2007
1990

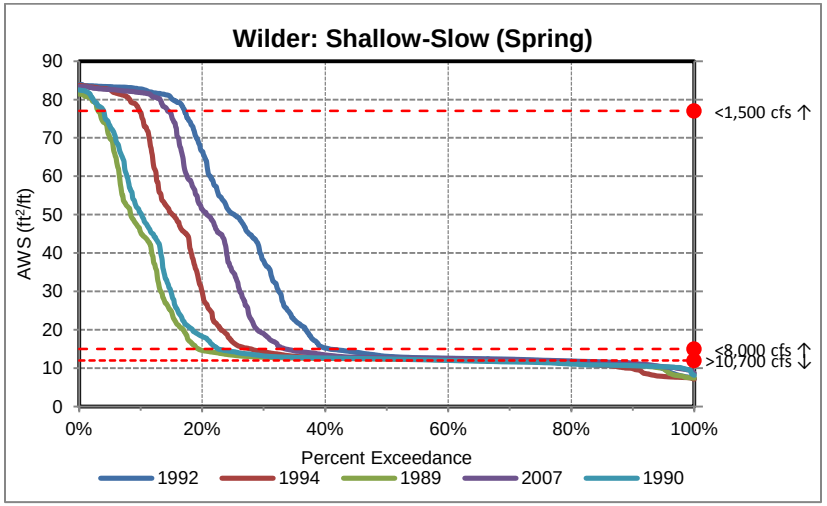
Wilder: Shallow-Slow (Spring)
AWS (ft²/ft)
90
80
70
60
50
40
30
20
10
0
0%
20%
40%
60%
80%
100%
Percent Exceedance
<1,500 cfs ↑
<8,000 cfs ↑
>10,700 cfs ↓
1992
1994
1989
2007
1990

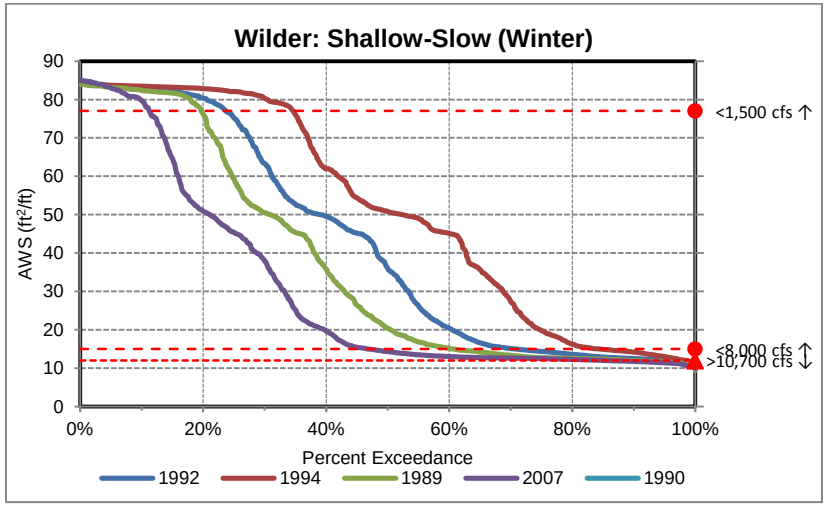
Wilder: Shallow-Slow (Winter)
AWS (ft²/ft)
90
80
70
60
50
40
30
20
10
0
0%
20%
40%
60%
80%
100%
Percent Exceedance
<1,500 cfs ↑
<8,000 cfs ↑
>10,700 cfs ↓
1992
1994
1989
2007
1990

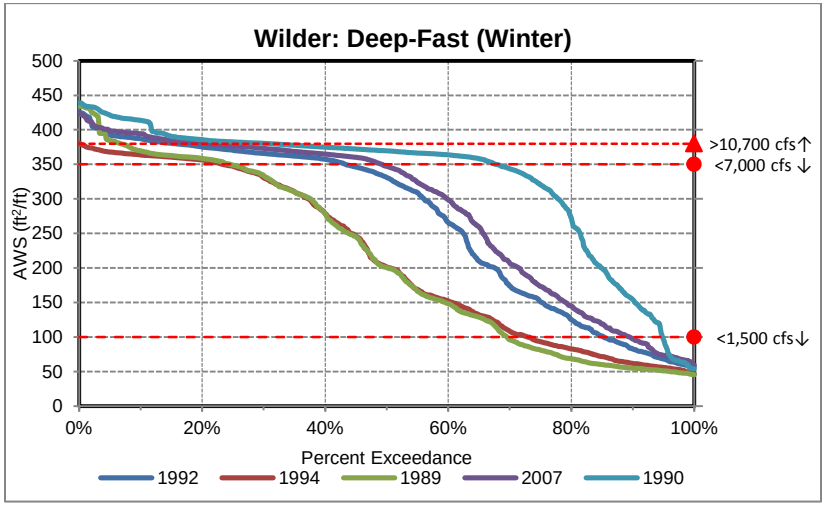
Wilder: Deep-Fast (Winter)
AWS (ft²/ft)
500
450
400
350
300
250
200
150
100
50
0
0%
20%
40%
60%
80%
100%
Percent Exceedance
>10,700 cfs↑
<7,000 cfs ↓
<1,500 cfs↓
1992
1994
1989
2007
1990

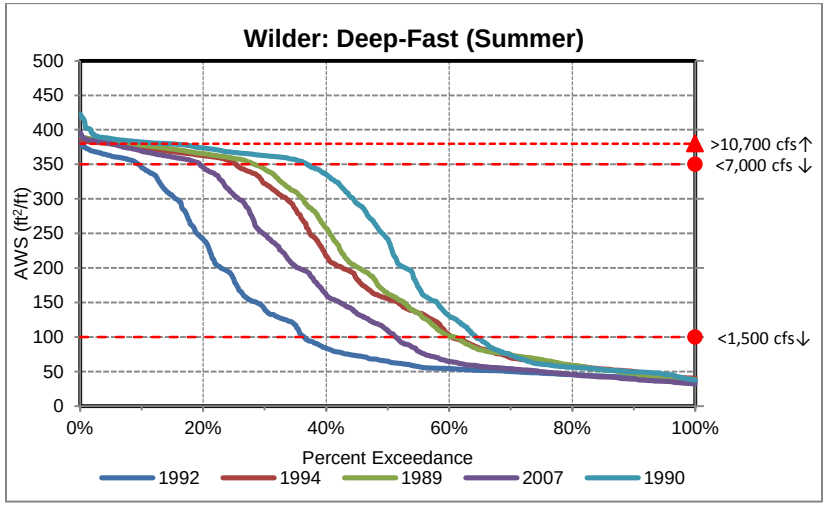
Wilder: Deep-Fast (Summer)
AWS (ft²/ft)
500
450
400
350
300
250
200
150
100
50
0
0%
20%
40%
60%
80%
100%
Percent Exceedance
>10,700 cfs↑
<7,000 cfs ↓
<1,500 cfs↓
1992
1994
1989
2007
1990

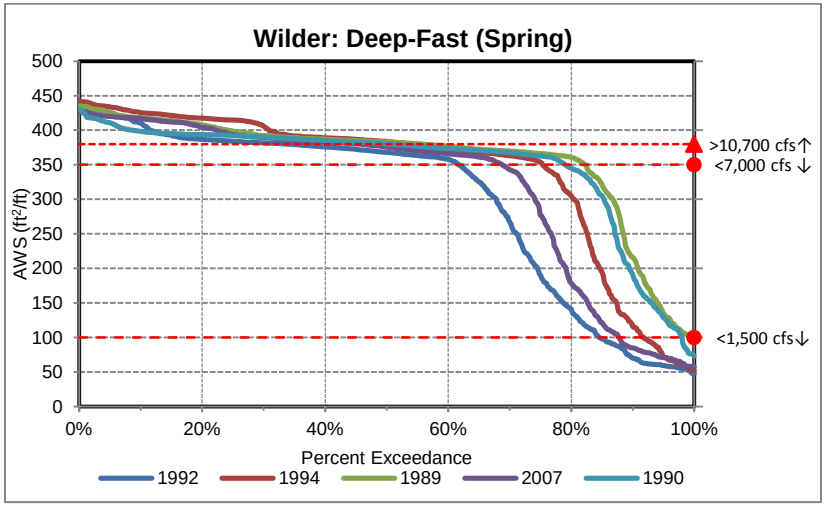
Wilder: Deep-Fast (Spring)
AWS (ft²/ft)
500
450
400
350
300
250
200
150
100
50
0
0%
20%
40%
60%
80%
100%
Percent Exceedance
>10,700 cfs↑
<7,000 cfs ↓
<1,500 cfs↓
1992
1994
1989
2007
1990

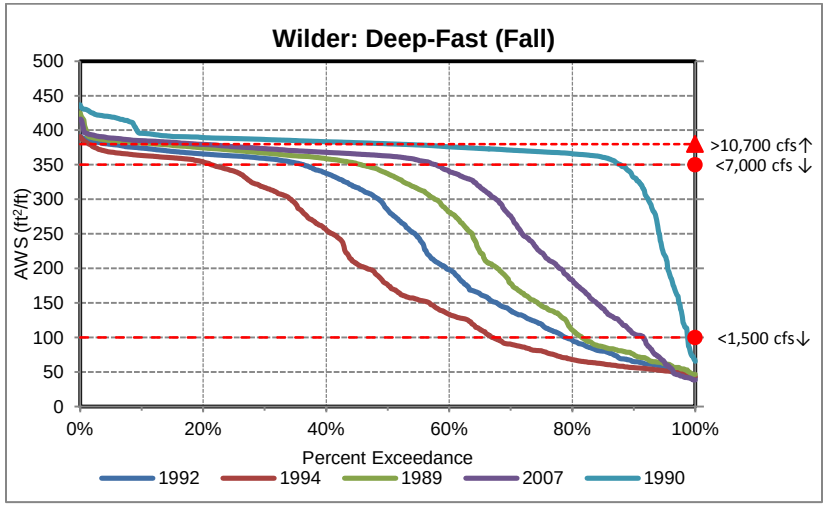
Wilder: Deep-Fast (Fall)
AWS (ft²/ft)
500
450
400
350
300
250
200
150
100
50
0
0%
20%
40%
60%
80%
100%
Percent Exceedance
>10,700 cfs↑
<7,000 cfs ↓
<1,500 cfs↓
1992
1994
1989
2007
1990

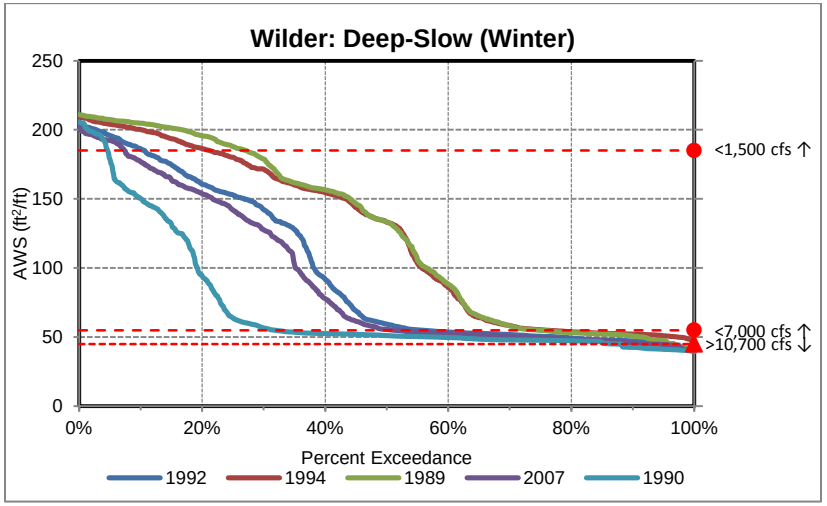
Wilder: Deep-Slow (Winter)
AWS (ft²/ft)
250
200
150
100
50
0
0%
20%
40%
60%
80%
100%
Percent Exceedance
<1,500 cfs
<7,000 cfs
>10,700 cfs
1992
1994
1989
2007
1990

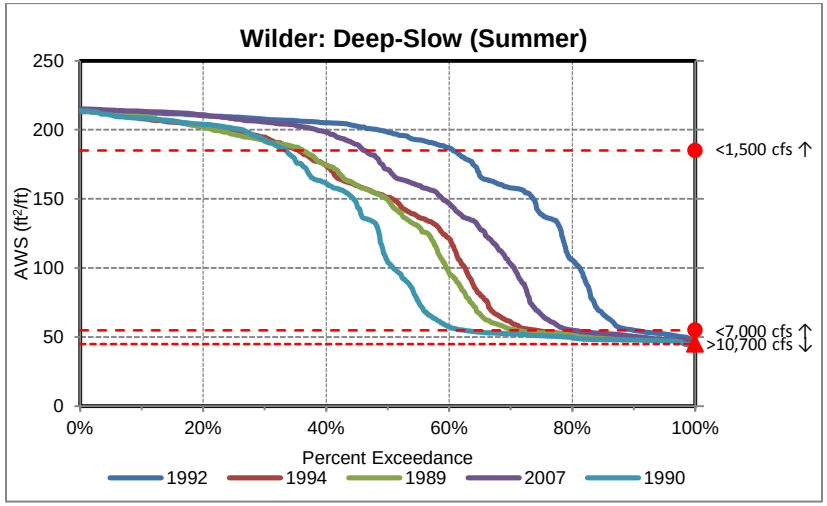
Wilder: Deep-Slow (Summer)
AWS (ft²/ft)
250
200
150
100
50
0
0%
20%
40%
60%
80%
100%
Percent Exceedance
<1,500 cfs
<7,000 cfs
>10,700 cfs
1992
1994
1989
2007
1990

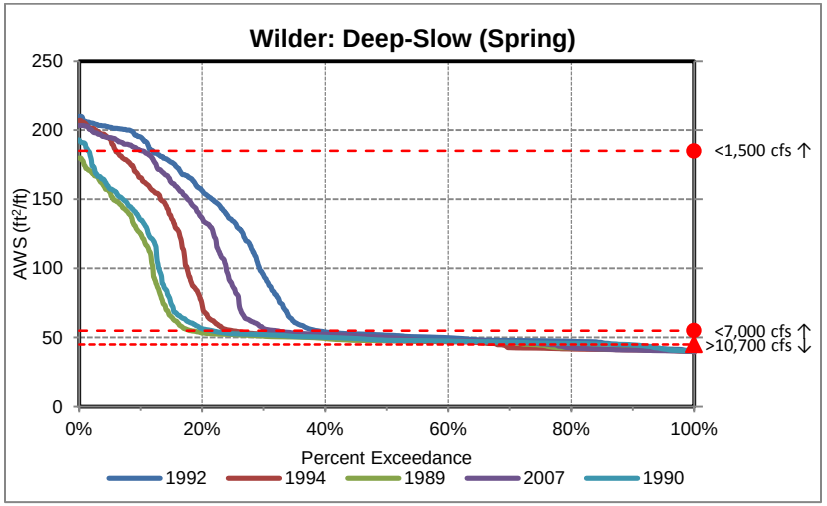
Wilder: Deep-Slow (Spring)
AWS (ft²/ft)
250
200
150
100
50
0
0%
20%
40%
60%
80%
100%
Percent Exceedance
<1,500 cfs
<7,000 cfs
>10,700 cfs
1992
1994
1989
2007
1990

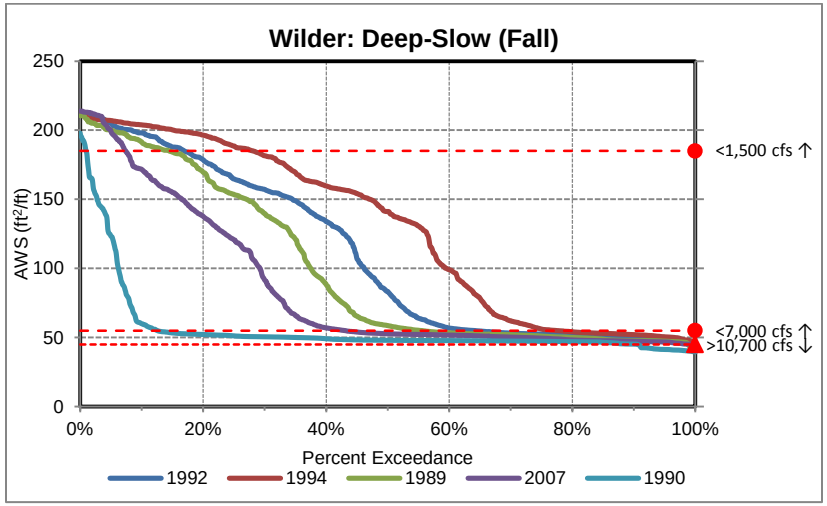
Wilder: Deep-Slow (Fall)
AWS (ft²/ft)
250
200
150
100
50
0
0%
20%
40%
60%
80%
100%
Percent Exceedance
<1,500 cfs
<7,000 cfs
>10,700 cfs
1992
1994
1989
2007
1990

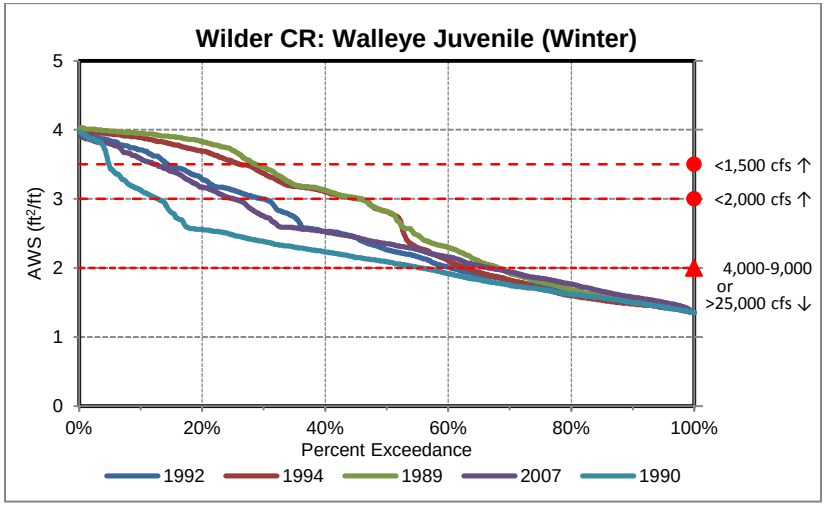
Wilder CR: Walleye Juvenile (Winter)
AWS (ft²/ft)
Percent Exceedance
<1,500 cfs ↑
<2,000 cfs ↑
4,000-9,000 or >25,000 cfs ↓
1992
1994
1989
2007
1990

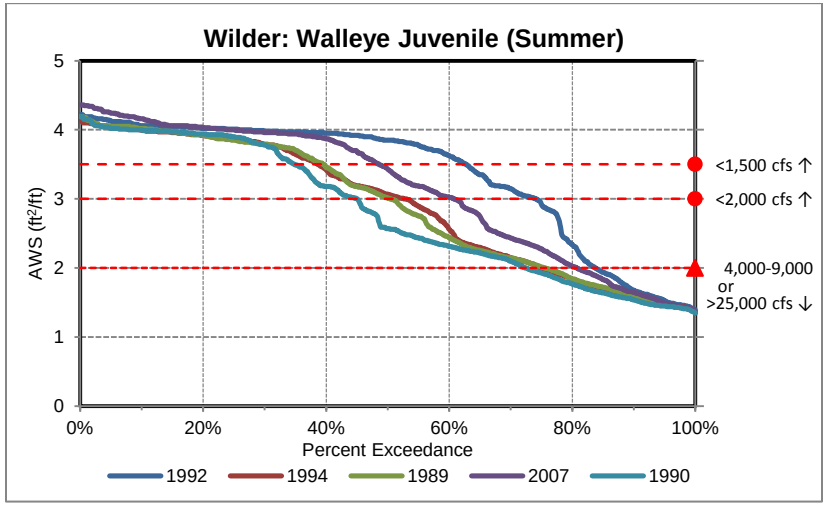
Wilder: Walleye Juvenile (Summer)
AWS (ft²/ft)
Percent Exceedance
<1,500 cfs ↑
<2,000 cfs ↑
4,000-9,000 or >25,000 cfs ↓
1992
1994
1989
2007
1990

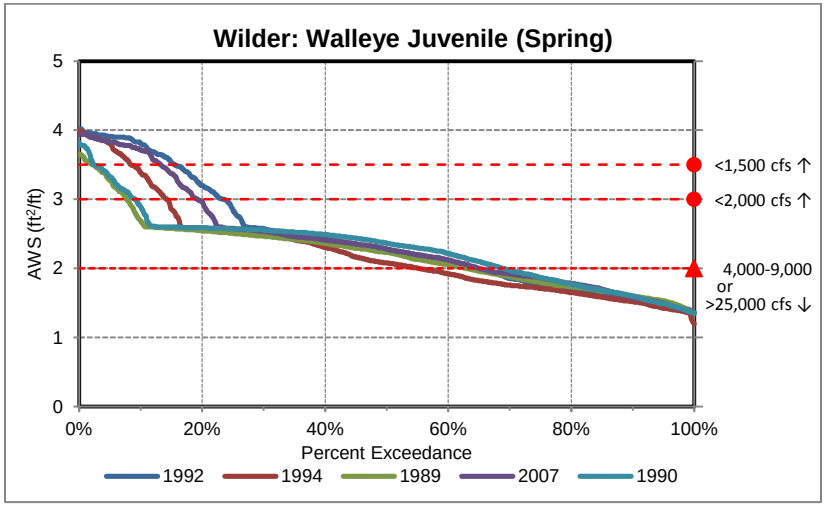
Wilder: Walleye Juvenile (Spring)
AWS (ft²/ft)
Percent Exceedance
<1,500 cfs ↑
<2,000 cfs ↑
4,000-9,000 or >25,000 cfs ↓
1992
1994
1989
2007
1990

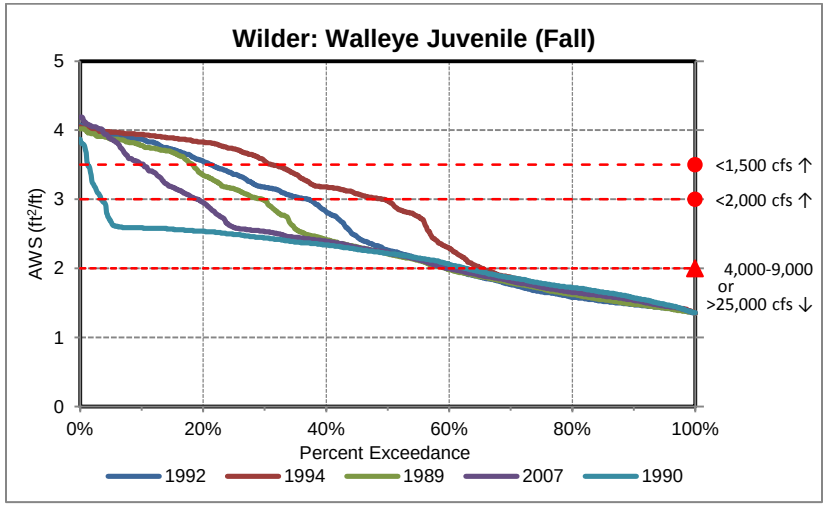
Wilder: Walleye Juvenile (Fall)
AWS (ft²/ft)
Percent Exceedance
<1,500 cfs ↑
<2,000 cfs ↑
4,000-9,000 or >25,000 cfs ↓
1992
1994
1989
2007
1990

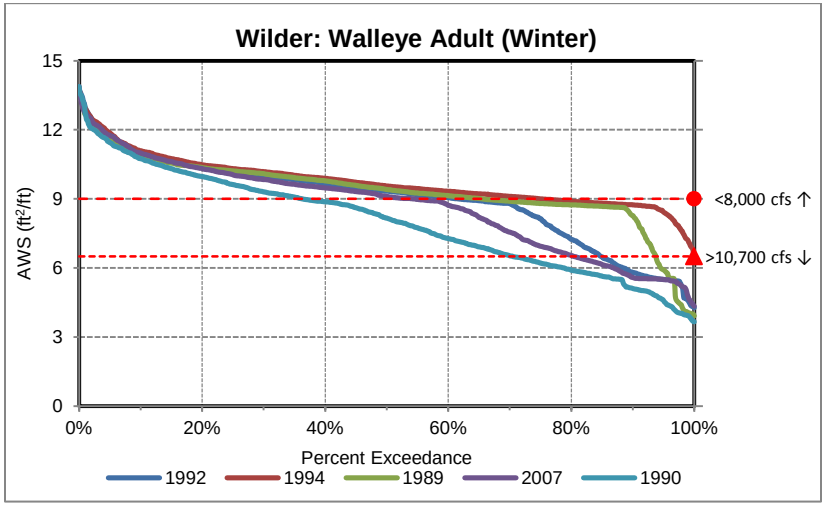
Wilder: Walleye Adult (Winter)
AWS (ft²/ft)
15
12
9
6
3
0
0%
20%
40%
60%
80%
100%
Percent Exceedance
<8,000 cfs ↑
>10,700 cfs ↓
1992
1994
1989
2007
1990

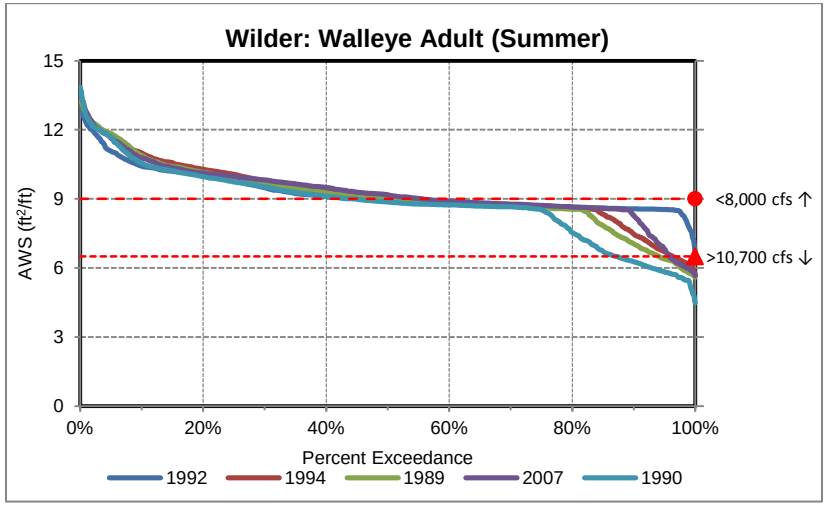
Wilder: Walleye Adult (Summer)
AWS (ft²/ft)
15
12
9
6
3
0
0%
20%
40%
60%
80%
100%
Percent Exceedance
<8,000 cfs ↑
>10,700 cfs ↓
1992
1994
1989
2007
1990

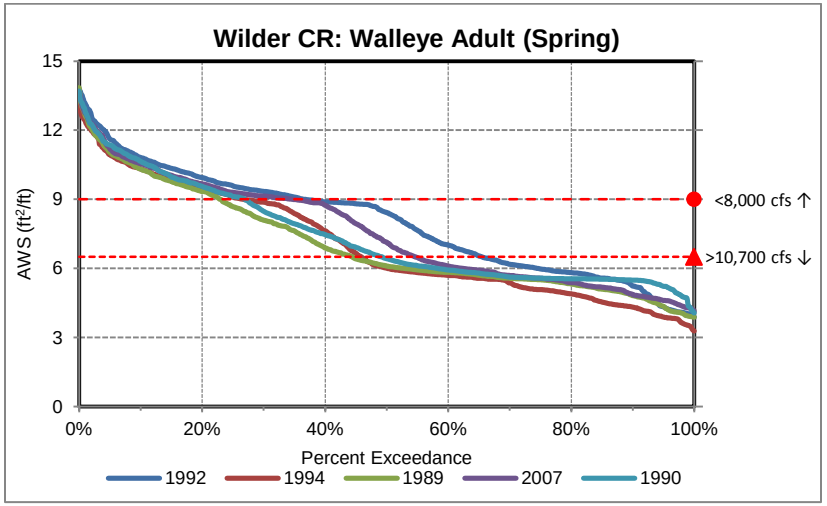
Wilder CR: Walleye Adult (Spring)
AWS (ft²/ft)
15
12
9
6
3
0
0%
20%
40%
60%
80%
100%
Percent Exceedance
<8,000 cfs ↑
>10,700 cfs ↓
1992
1994
1989
2007
1990

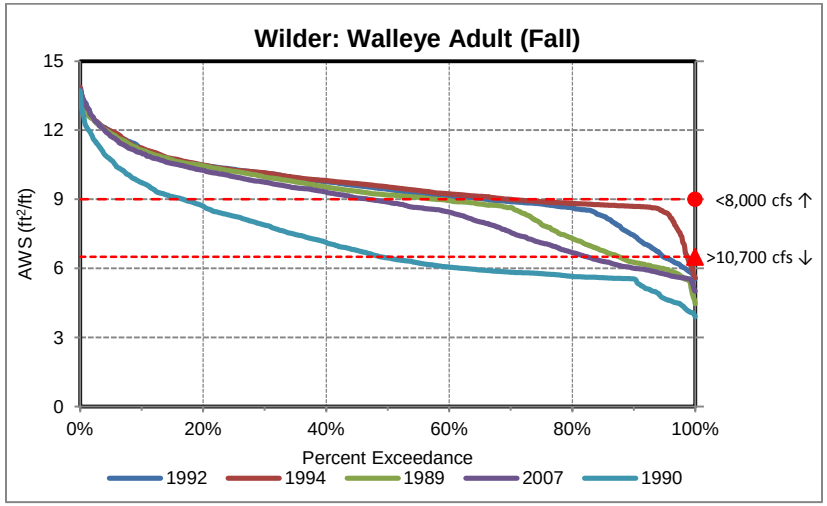
Wilder: Walleye Adult (Fall)
AWS (ft²/ft)
15
12
9
6
3
0
0%
20%
40%
60%
80%
100%
Percent Exceedance
<8,000 cfs ↑
>10,700 cfs ↓
1992
1994
1989
2007
1990

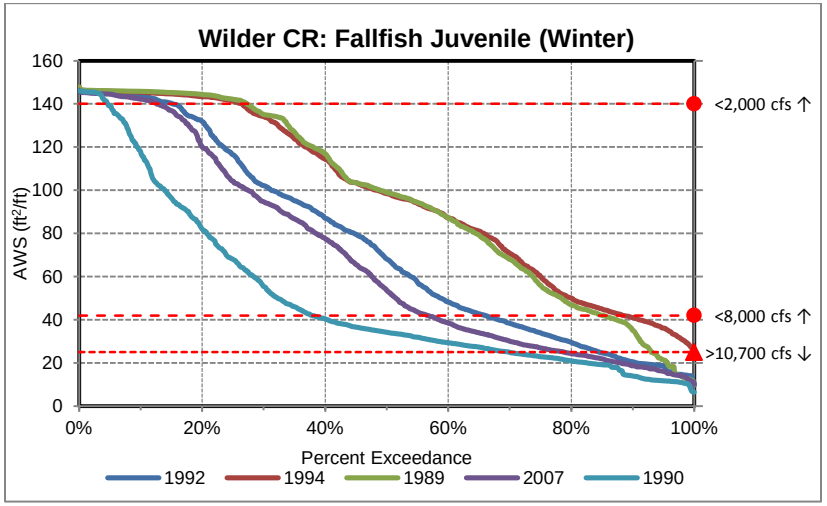
Wilder CR: Fallfish Juvenile (Winter)
AWS (ft²/ft)
160
140
120
100
80
60
40
20
0
0%
20%
40%
60%
80%
100%
Percent Exceedance
<2,000 cfs ↑
<8,000 cfs ↑
>10,700 cfs ↓
1992
1994
1989
2007
1990

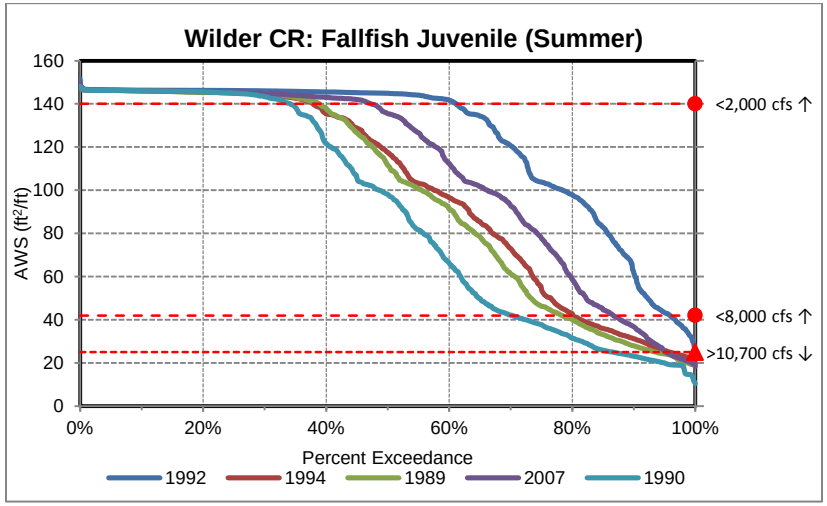
Wilder CR: Fallfish Juvenile (Summer)
AWS (ft²/ft)
160
140
120
100
80
60
40
20
0
0%
20%
40%
60%
80%
100%
Percent Exceedance
<2,000 cfs ↑
<8,000 cfs ↑
>10,700 cfs ↓
1992
1994
1989
2007
1990

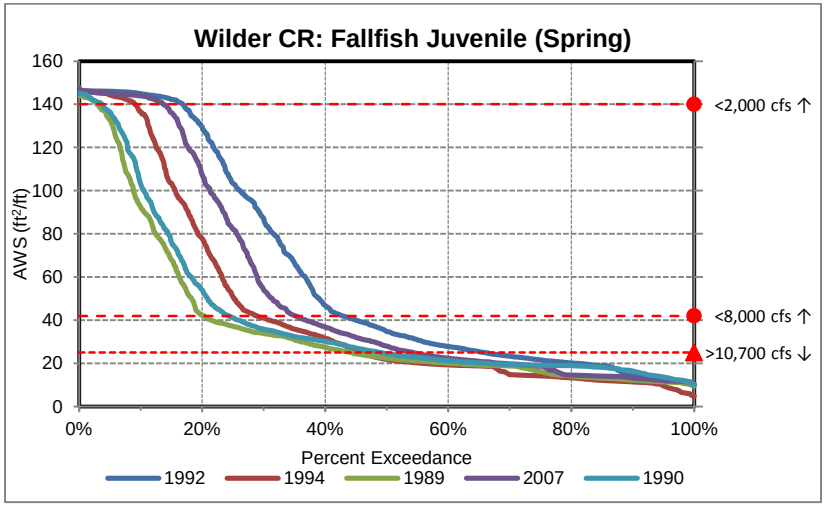
Wilder CR: Fallfish Juvenile (Spring)
AWS (ft²/ft)
160
140
120
100
80
60
40
20
0
0%
20%
40%
60%
80%
100%
Percent Exceedance
<2,000 cfs ↑
<8,000 cfs ↑
>10,700 cfs ↓
1992
1994
1989
2007
1990

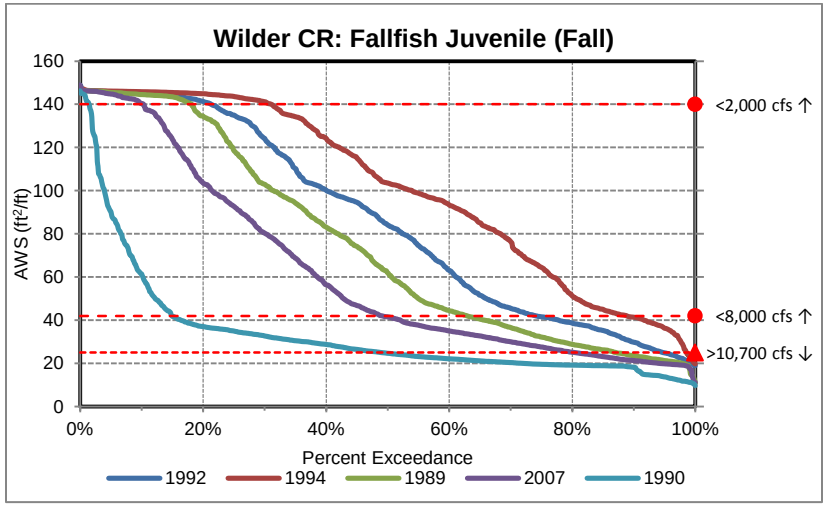
Wilder CR: Fallfish Juvenile (Fall)
AWS (ft²/ft)
160
140
120
100
80
60
40
20
0
0%
20%
40%
60%
80%
100%
Percent Exceedance
<2,000 cfs ↑
<8,000 cfs ↑
>10,700 cfs ↓
1992
1994
1989
2007
1990

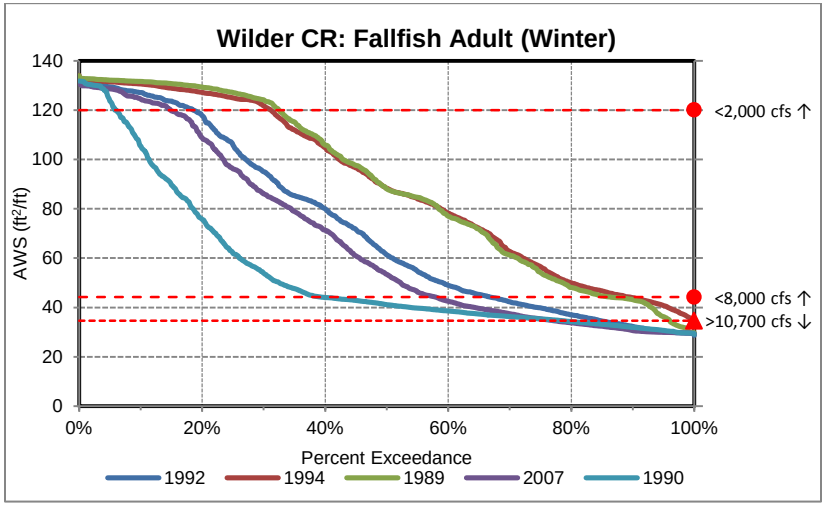
Wilder CR: Fallfish Adult (Winter)
AWS (ft²/ft)
140
120
100
80
60
40
20
0
0%
20%
40%
60%
80%
100%
Percent Exceedance
<2,000 cfs ↑
<8,000 cfs ↑
>10,700 cfs ↓
1992
1994
1989
2007
1990

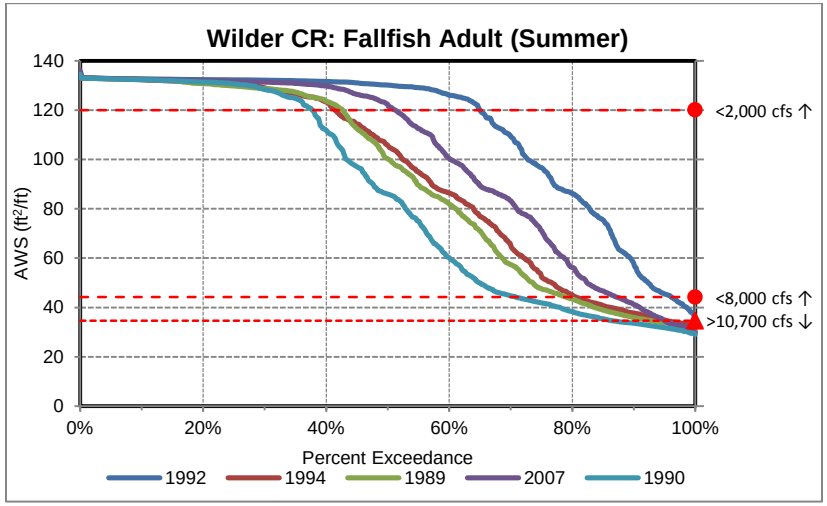
Wilder CR: Fallfish Adult (Summer)
AWS (ft²/ft)
140
120
100
80
60
40
20
0
0%
20%
40%
60%
80%
100%
Percent Exceedance
<2,000 cfs ↑
<8,000 cfs ↑
>10,700 cfs ↓
1992
1994
1989
2007
1990

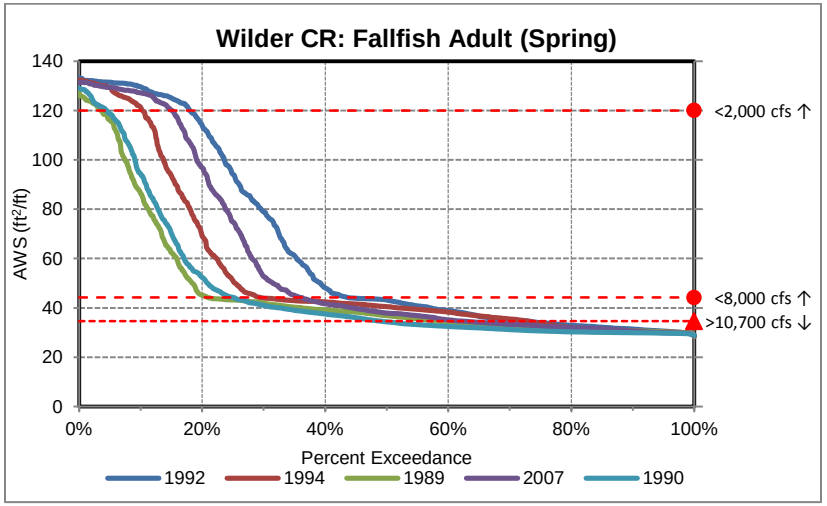
Wilder CR: Fallfish Adult (Spring)
AWS (ft²/ft)
140
120
100
80
60
40
20
0
0%
20%
40%
60%
80%
100%
Percent Exceedance
<2,000 cfs ↑
<8,000 cfs ↑
>10,700 cfs ↓
1992
1994
1989
2007
1990

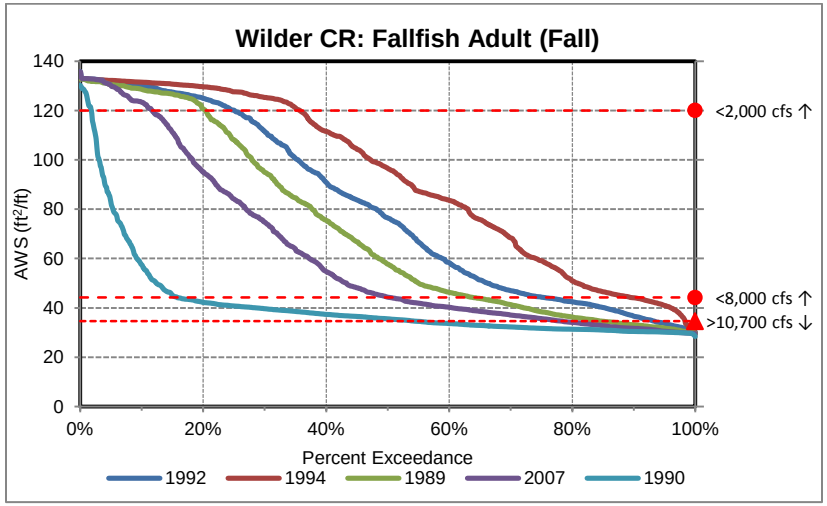
Wilder CR: Fallfish Adult (Fall)
AWS (ft²/ft)
140
120
100
80
60
40
20
0
0%
20%
40%
60%
80%
100%
Percent Exceedance
<2,000 cfs ↑
<8,000 cfs ↑
>10,700 cfs ↓
1992
1994
1989
2007
1990

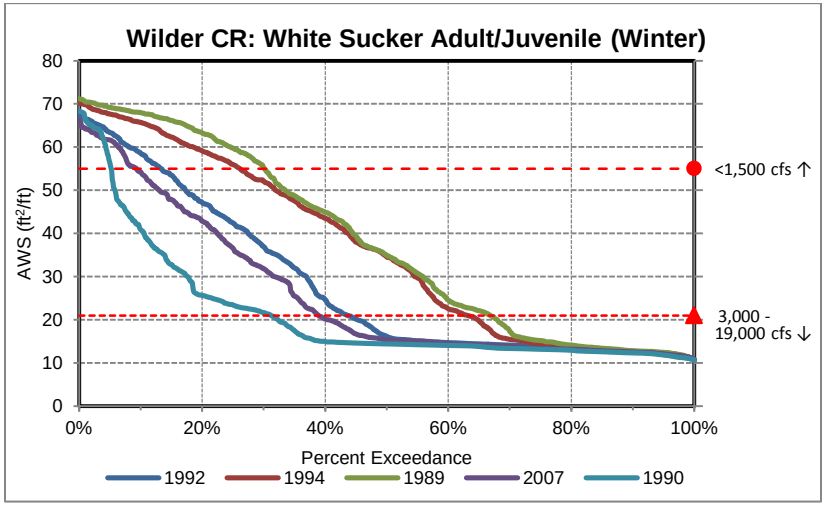
Wilder CR: White Sucker Adult/Juvenile (Winter)
AWS (ft²/ft)
80
70
60
50
40
30
20
10
0
0%
20%
40%
60%
80%
100%
Percent Exceedance
<1,500 cfs ↑
3,000 - 19,000 cfs ↓
1992
1994
1989
2007
1990

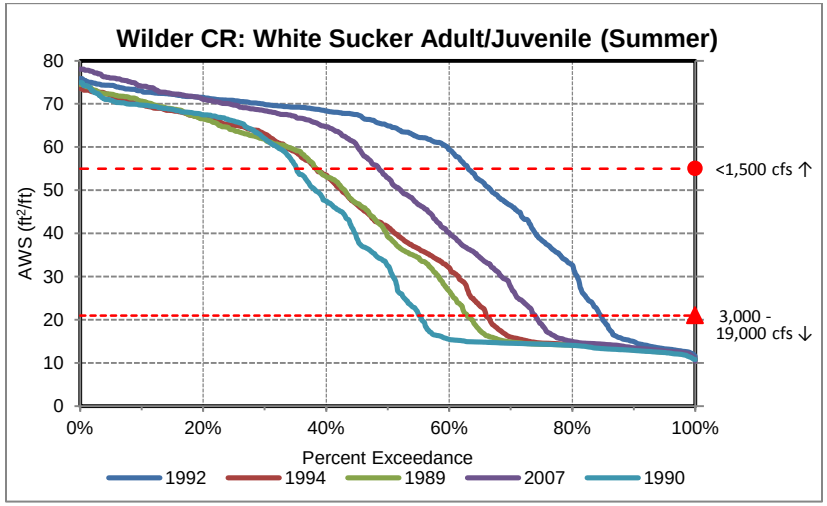
Wilder CR: White Sucker Adult/Juvenile (Summer)
AWS (ft²/ft)
80
70
60
50
40
30
20
10
0
0%
20%
40%
60%
80%
100%
Percent Exceedance
<1,500 cfs ↑
3,000 - 19,000 cfs ↓
1992
1994
1989
2007
1990

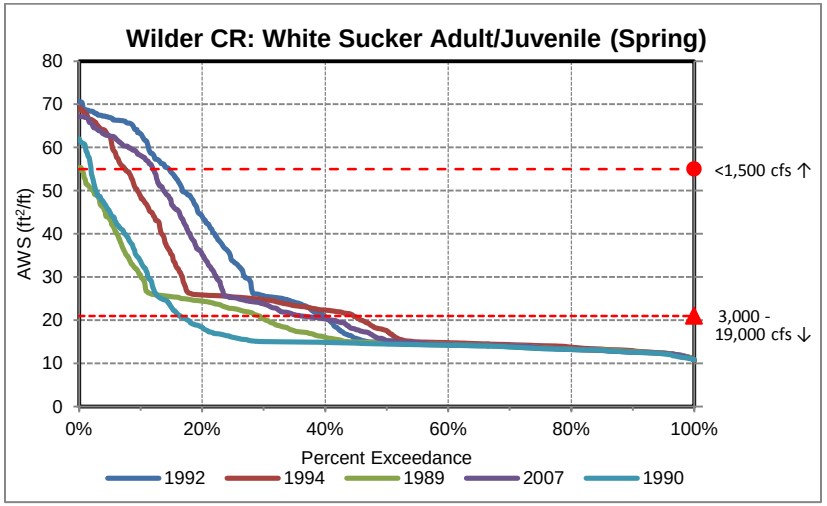
Wilder CR: White Sucker Adult/Juvenile (Spring)
AWS (ft²/ft)
80
70
60
50
40
30
20
10
0
0%
20%
40%
60%
80%
100%
Percent Exceedance
<1,500 cfs ↑
3,000 - 19,000 cfs ↓
1992
1994
1989
2007
1990

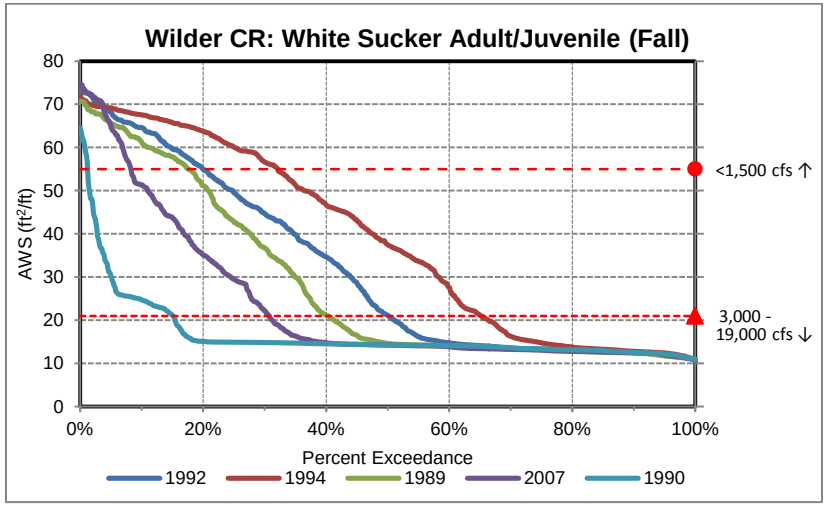
Wilder CR: White Sucker Adult/Juvenile (Fall)
AWS (ft²/ft)
80
70
60
50
40
30
20
10
0
0%
20%
40%
60%
80%
100%
Percent Exceedance
<1,500 cfs ↑
3,000 - 19,000 cfs ↓
1992
1994
1989
2007
1990

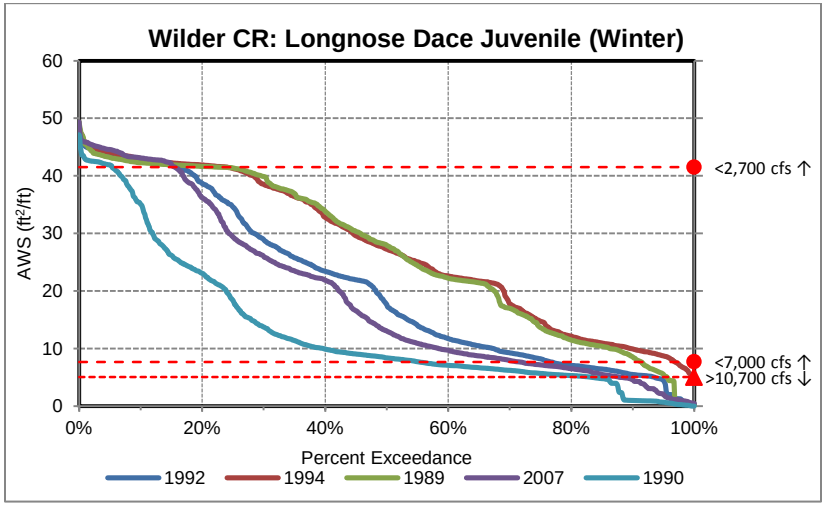
Wilder CR: Longnose Dace Juvenile (Winter)
AWS (ft²/ft)
60
50
40
30
20
10
0
0%
20%
40%
60%
80%
100%
Percent Exceedance
<2,700 cfs ↑
<7,000 cfs ↑
>10,700 cfs ↓
1992
1994
1989
2007
1990

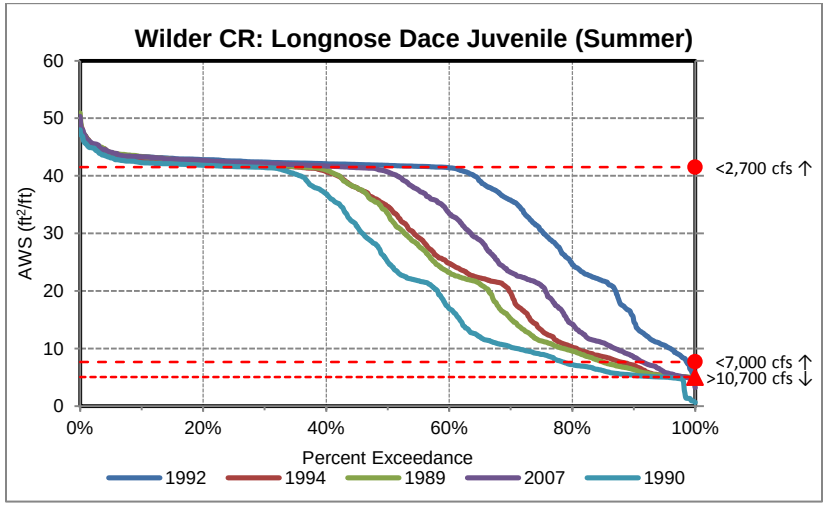
Wilder CR: Longnose Dace Juvenile (Summer)
AWS (ft²/ft)
60
50
40
30
20
10
0
0%
20%
40%
60%
80%
100%
Percent Exceedance
<2,700 cfs ↑
<7,000 cfs ↑
>10,700 cfs ↓
1992
1994
1989
2007
1990

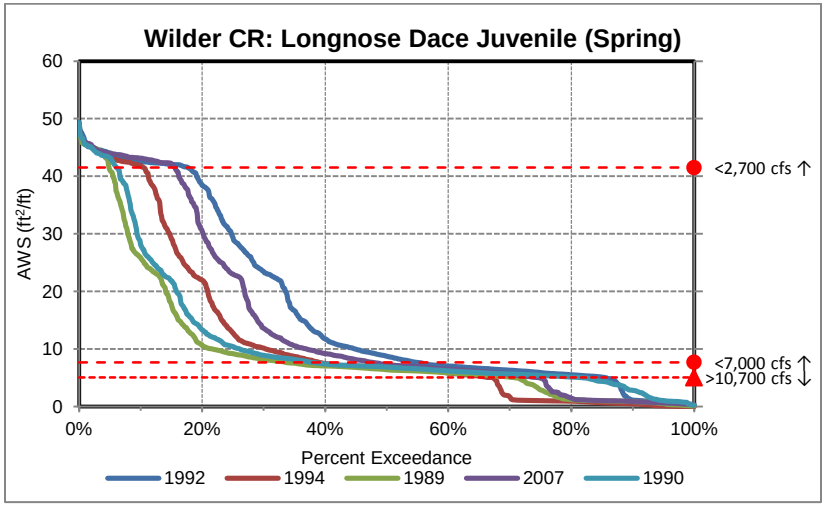
Wilder CR: Longnose Dace Juvenile (Spring)
AWS (ft²/ft)
60
50
40
30
20
10
0
0%
20%
40%
60%
80%
100%
Percent Exceedance
<2,700 cfs ↑
<7,000 cfs ↑
>10,700 cfs ↓
1992
1994
1989
2007
1990

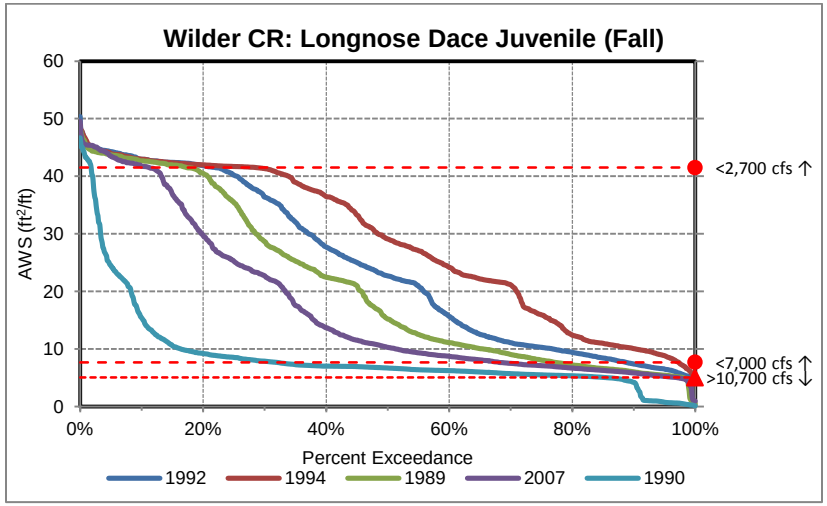
Wilder CR: Longnose Dace Juvenile (Fall)
AWS (ft²/ft)
60
50
40
30
20
10
0
0%
20%
40%
60%
80%
100%
Percent Exceedance
<2,700 cfs ↑
<7,000 cfs ↑
>10,700 cfs ↓
1992
1994
1989
2007
1990

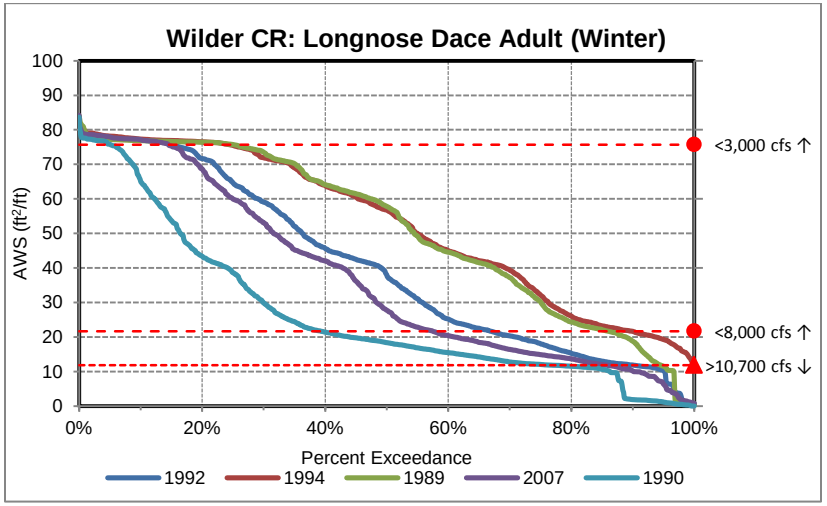
Wilder CR: Longnose Dace Adult (Winter)
AWS (ft²/ft)
100
90
80
70
60
50
40
30
20
10
0
0%
20%
40%
60%
80%
100%
Percent Exceedance
<3,000 cfs ↑
<8,000 cfs ↑
>10,700 cfs ↓
1992
1994
1989
2007
1990

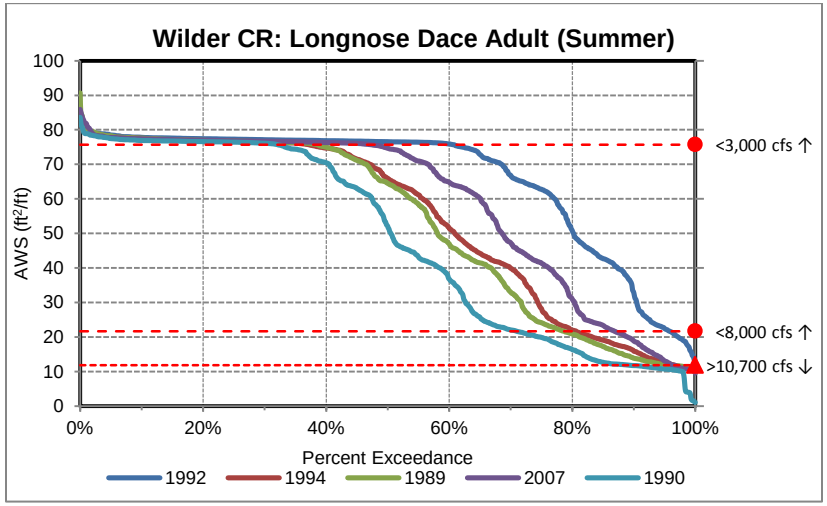
Wilder CR: Longnose Dace Adult (Summer)
AWS (ft²/ft)
100
90
80
70
60
50
40
30
20
10
0
0%
20%
40%
60%
80%
100%
Percent Exceedance
<3,000 cfs ↑
<8,000 cfs ↑
>10,700 cfs ↓
1992
1994
1989
2007
1990

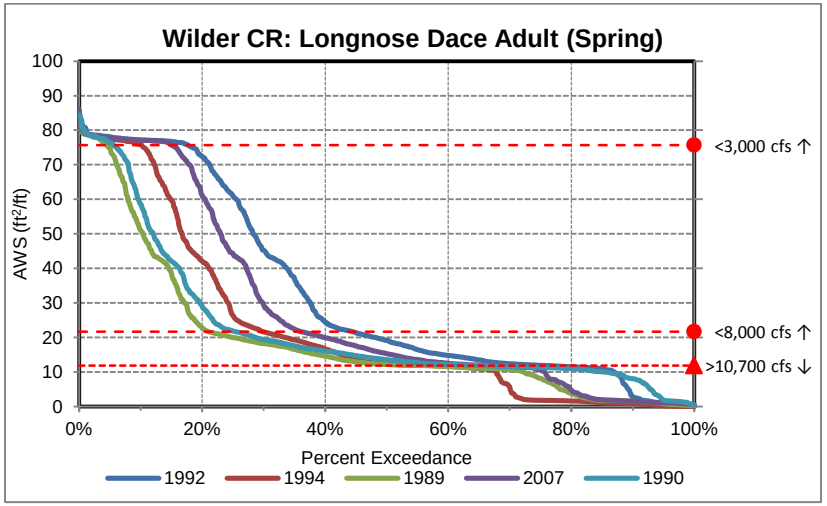
Wilder CR: Longnose Dace Adult (Spring)
AWS (ft²/ft)
100
90
80
70
60
50
40
30
20
10
0
0%
20%
40%
60%
80%
100%
Percent Exceedance
<3,000 cfs ↑
<8,000 cfs ↑
>10,700 cfs ↓
1992
1994
1989
2007
1990

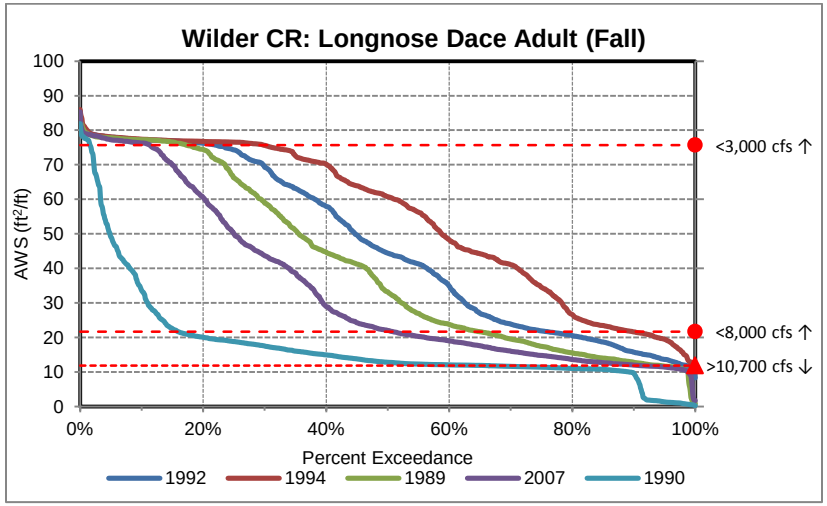
Wilder CR: Longnose Dace Adult (Fall)
AWS (ft²/ft)
100
90
80
70
60
50
40
30
20
10
0
0%
20%
40%
60%
80%
100%
Percent Exceedance
<3,000 cfs ↑
<8,000 cfs ↑
>10,700 cfs ↓
1992
1994
1989
2007
1990

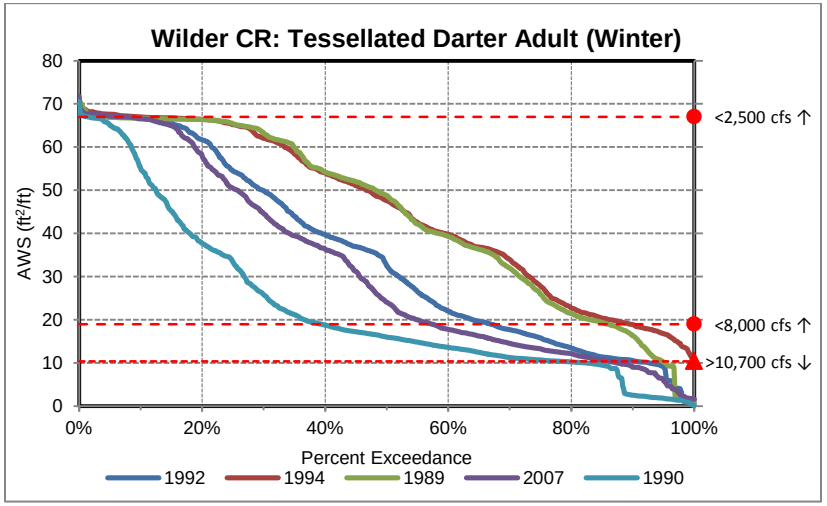
Wilder CR: Tessellated Darter Adult (Winter)
AWS (ft²/ft)
80
70
60
50
40
30
20
10
0
0%
20%
40%
60%
80%
100%
Percent Exceedance
<2,500 cfs ↑
<8,000 cfs ↑
>10,700 cfs ↓
1992
1994
1989
2007
1990

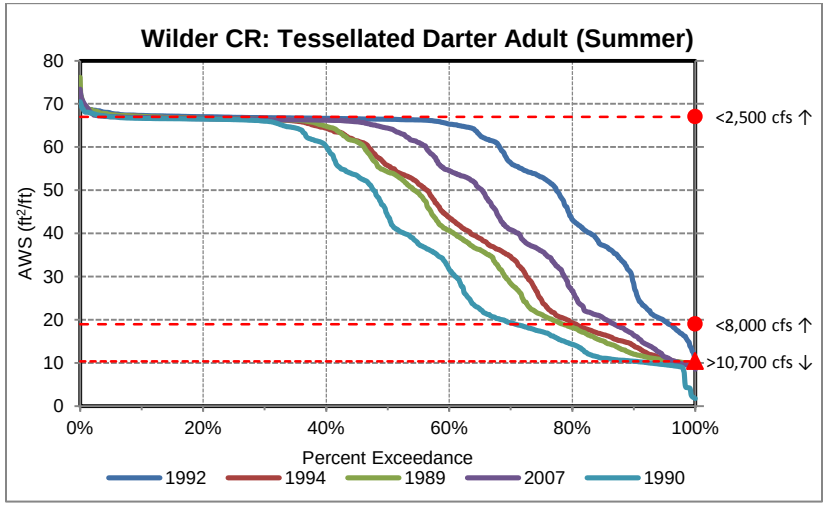
Wilder CR: Tessellated Darter Adult (Summer)
AWS (ft²/ft)
80
70
60
50
40
30
20
10
0
0%
20%
40%
60%
80%
100%
Percent Exceedance
<2,500 cfs ↑
<8,000 cfs ↑
>10,700 cfs ↓
1992
1994
1989
2007
1990

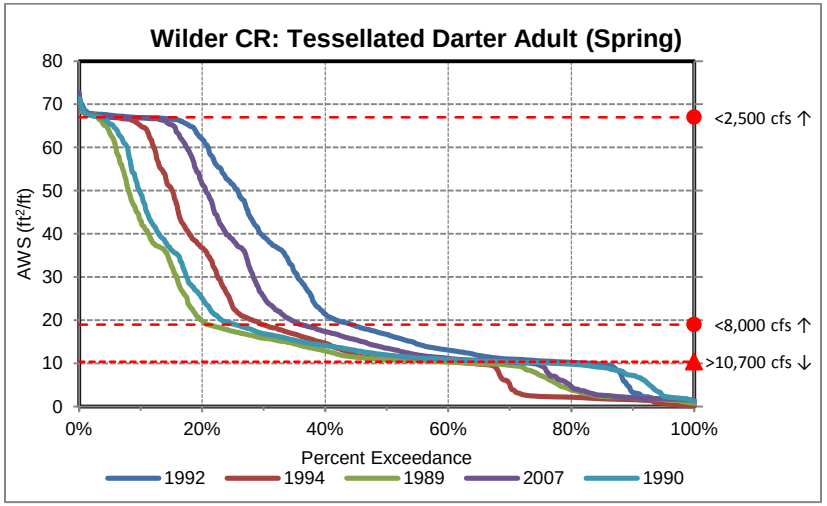
Wilder CR: Tessellated Darter Adult (Spring)
AWS (ft²/ft)
80
70
60
50
40
30
20
10
0
0%
20%
40%
60%
80%
100%
Percent Exceedance
<2,500 cfs ↑
<8,000 cfs ↑
>10,700 cfs ↓
1992
1994
1989
2007
1990

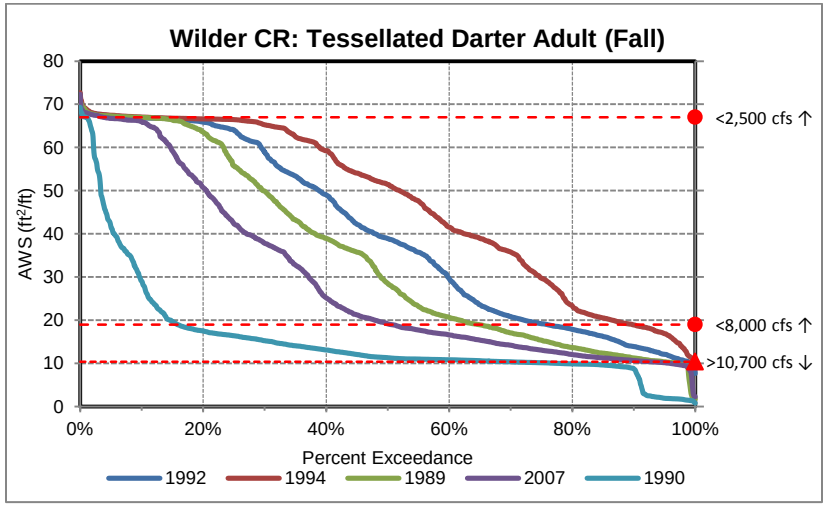
Wilder CR: Tessellated Darter Adult (Fall)
AWS (ft²/ft)
80
70
60
50
40
30
20
10
0
0%
20%
40%
60%
80%
100%
Percent Exceedance
<2,500 cfs ↑
<8,000 cfs ↑
>10,700 cfs ↓
1992
1994
1989
2007
1990

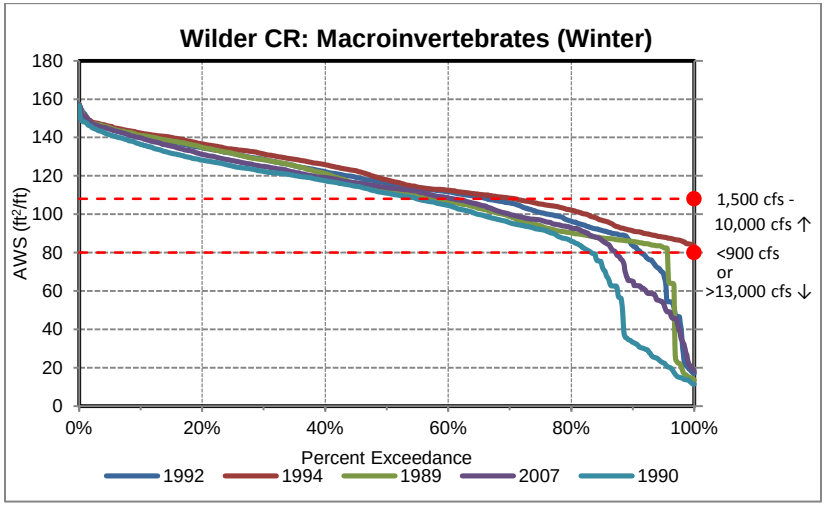
Wilder CR: Macroinvertebrates (Winter)
AWS (ft²/ft)
180
160
140
120
100
80
60
40
20
0
0%
20%
40%
60%
80%
100%
Percent Exceedance
1,500 cfs - 10,000 cfs ↑
<900 cfs or >13,000 cfs ↓
1992
1994
1989
2007
1990

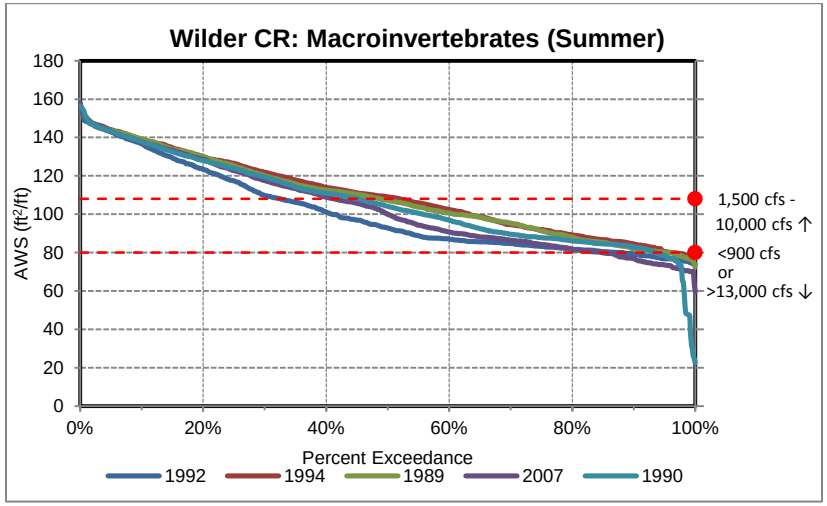
Wilder CR: Macroinvertebrates (Summer)
AWS (ft²/ft)
180
160
140
120
100
80
60
40
20
0
0%
20%
40%
60%
80%
100%
Percent Exceedance
1,500 cfs - 10,000 cfs ↑
<900 cfs or >13,000 cfs ↓
1992
1994
1989
2007
1990

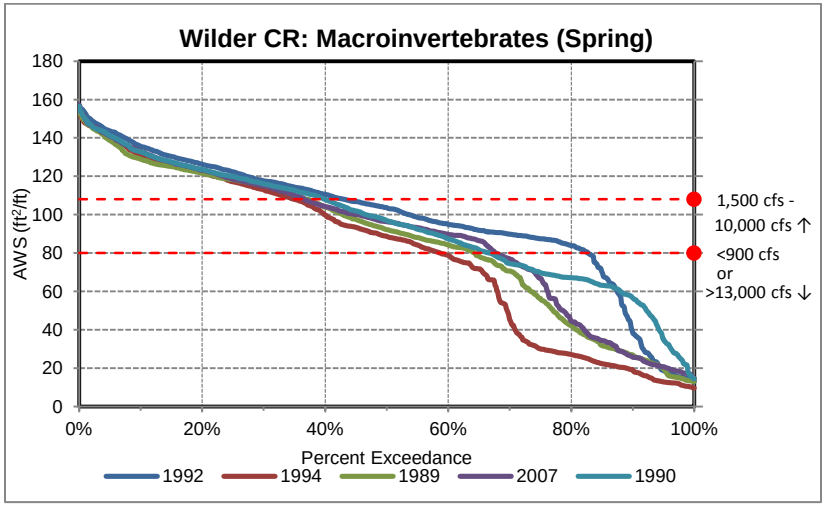
Wilder CR: Macroinvertebrates (Spring)
AWS (ft²/ft)
180
160
140
120
100
80
60
40
20
0
0%
20%
40%
60%
80%
100%
Percent Exceedance
1,500 cfs - 10,000 cfs ↑
<900 cfs or >13,000 cfs ↓
1992
1994
1989
2007
1990

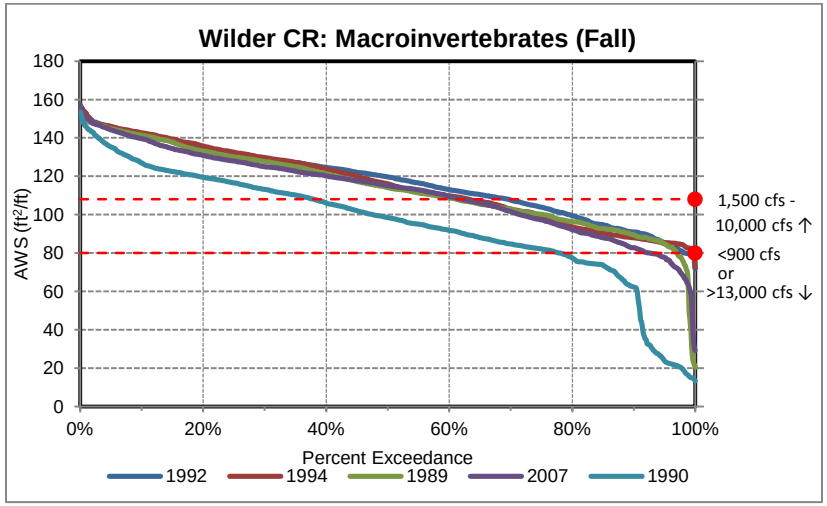
Wilder CR: Macroinvertebrates (Fall)
AWS (ft²/ft)
180
160
140
120
100
80
60
40
20
0
0%
20%
40%
60%
80%
100%
Percent Exceedance
1,500 cfs - 10,000 cfs ↑
<900 cfs or >13,000 cfs ↓
1992
1994
1989
2007
1990

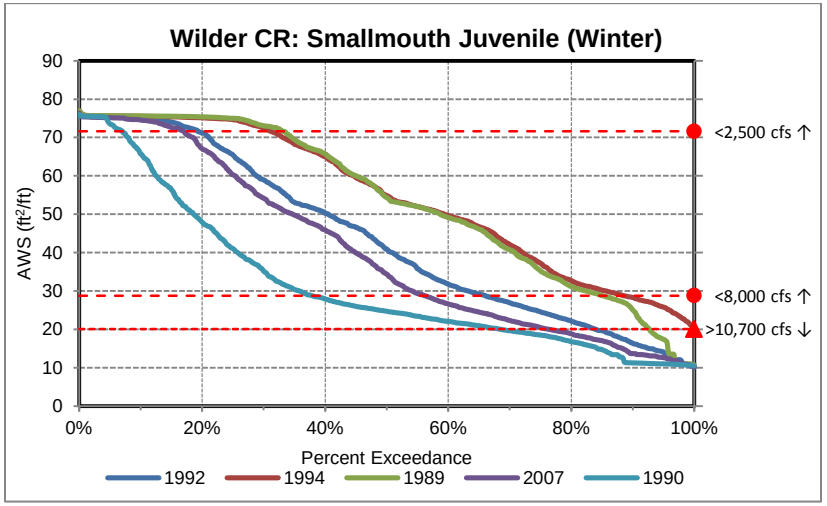
Wilder CR: Smallmouth Juvenile (Winter)
AWS (ft²/ft)
90
80
70
60
50
40
30
20
10
0
0%
20%
40%
60%
80%
100%
Percent Exceedance
<2,500 cfs ↑
<8,000 cfs ↑
>10,700 cfs ↓
1992
1994
1989
2007
1990

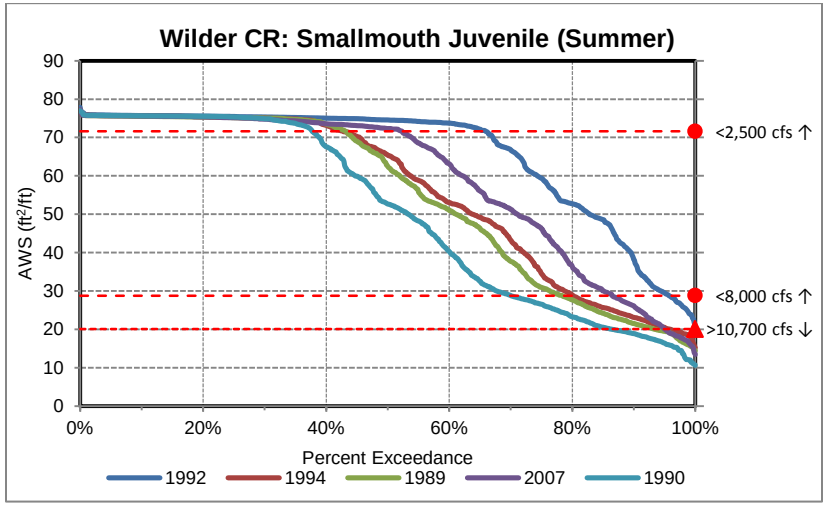
Wilder CR: Smallmouth Juvenile (Summer)
AWS (ft²/ft)
90
80
70
60
50
40
30
20
10
0
0%
20%
40%
60%
80%
100%
Percent Exceedance
<2,500 cfs ↑
<8,000 cfs ↑
>10,700 cfs ↓
1992
1994
1989
2007
1990

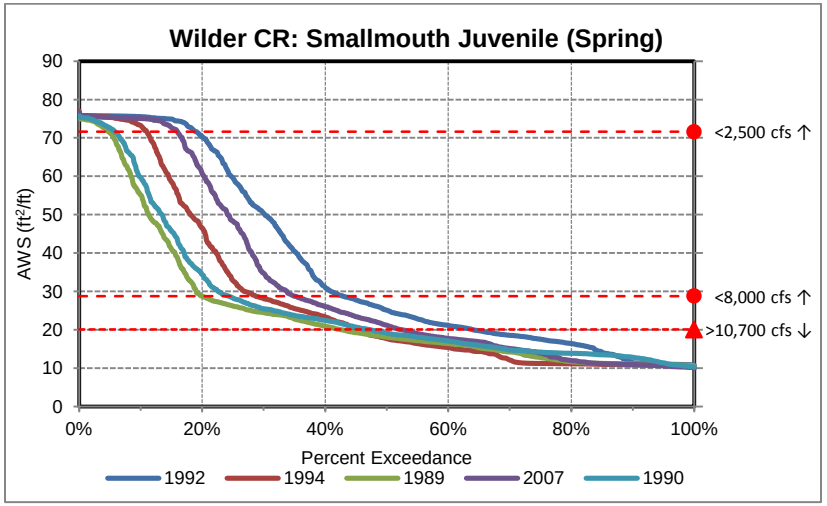
Wilder CR: Smallmouth Juvenile (Spring)
AWS (ft²/ft)
90
80
70
60
50
40
30
20
10
0
0%
20%
40%
60%
80%
100%
Percent Exceedance
<2,500 cfs ↑
<8,000 cfs ↑
>10,700 cfs ↓
1992
1994
1989
2007
1990

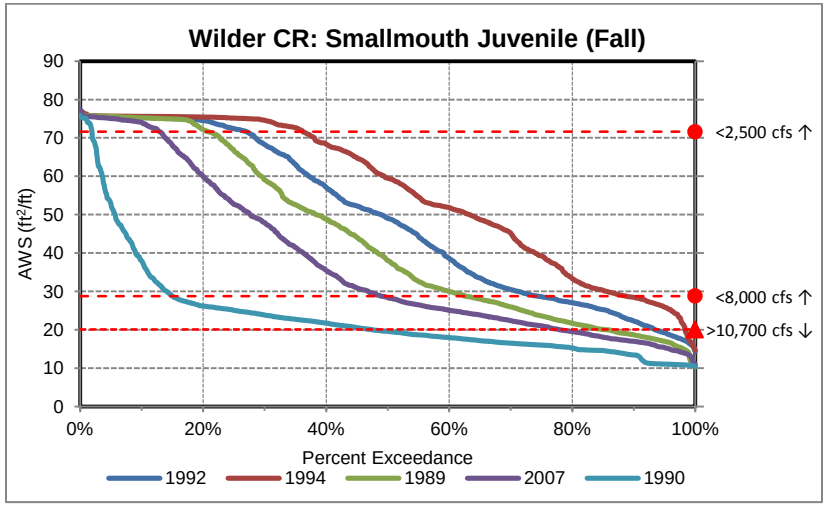
Wilder CR: Smallmouth Juvenile (Fall)
AWS (ft²/ft)
90
80
70
60
50
40
30
20
10
0
0%
20%
40%
60%
80%
100%
Percent Exceedance
<2,500 cfs ↑
<8,000 cfs ↑
>10,700 cfs ↓
1992
1994
1989
2007
1990

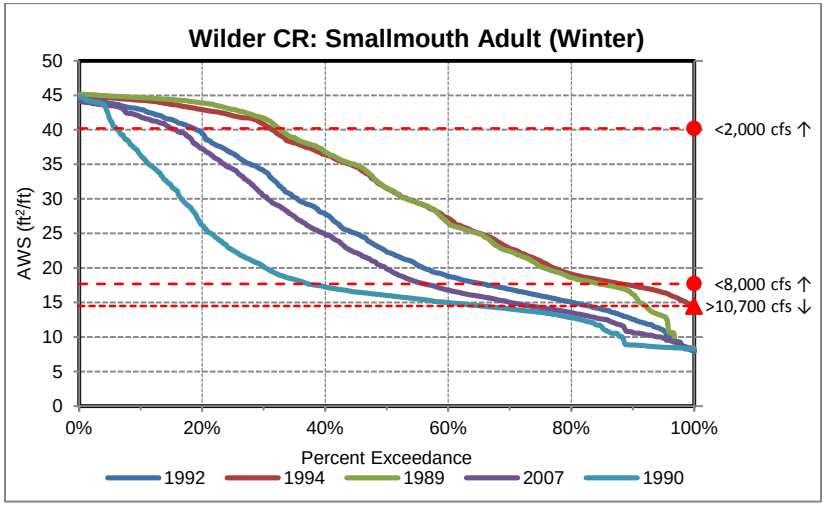
Wilder CR: Smallmouth Adult (Winter)
AWS (ft²/ft)
50
45
40
35
30
25
20
15
10
5
0
0%
20%
40%
60%
80%
100%
Percent Exceedance
<2,000 cfs ↑
<8,000 cfs ↑
>10,700 cfs ↓
1992
1994
1989
2007
1990

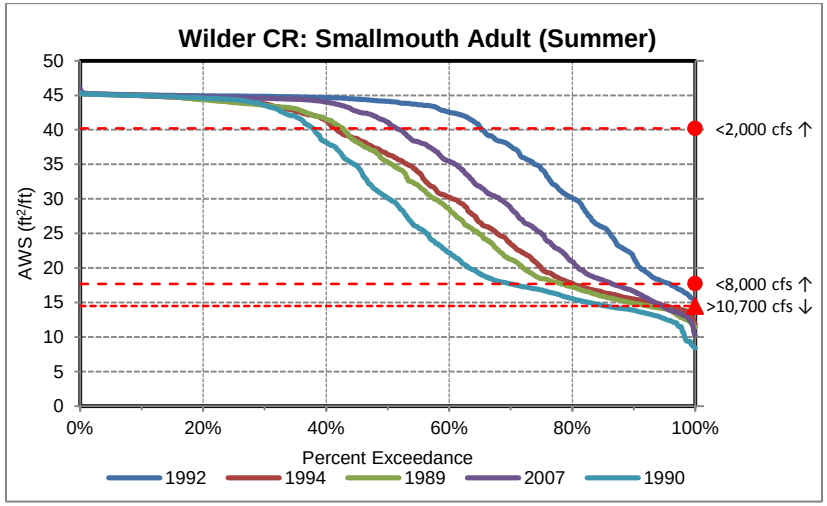
Wilder CR: Smallmouth Adult (Summer)
AWS (ft²/ft)
50
45
40
35
30
25
20
15
10
5
0
0%
20%
40%
60%
80%
100%
Percent Exceedance
<2,000 cfs ↑
<8,000 cfs ↑
>10,700 cfs ↓
1992
1994
1989
2007
1990

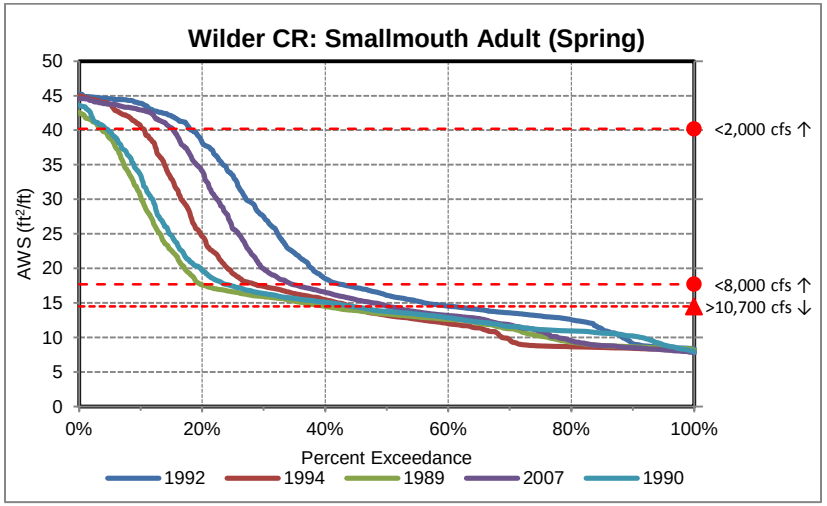
Wilder CR: Smallmouth Adult (Spring)
AWS (ft²/ft)
50
45
40
35
30
25
20
15
10
5
0
0%
20%
40%
60%
80%
100%
Percent Exceedance
<2,000 cfs ↑
<8,000 cfs ↑
>10,700 cfs ↓
1992
1994
1989
2007
1990

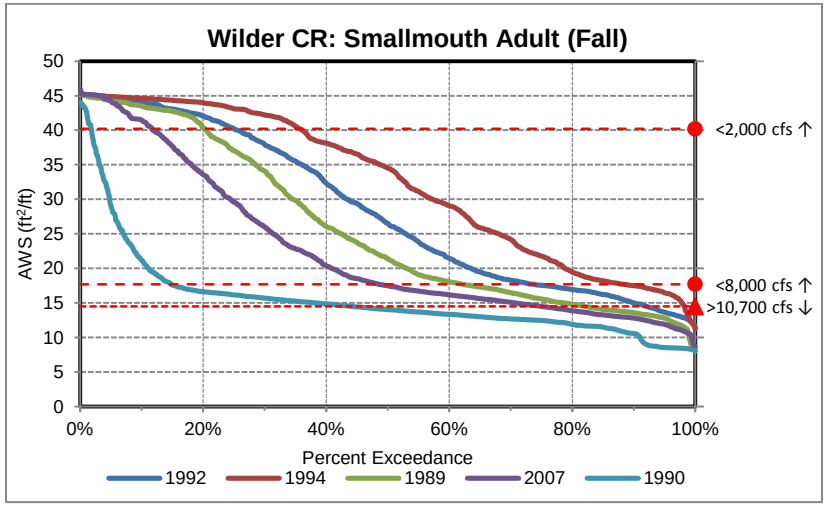
Wilder CR: Smallmouth Adult (Fall)
AWS (ft²/ft)
50
45
40
35
30
25
20
15
10
5
0
0%
20%
40%
60%
80%
100%
Percent Exceedance
<2,000 cfs ↑
<8,000 cfs ↑
>10,700 cfs ↓
1992
1994
1989
2007
1990

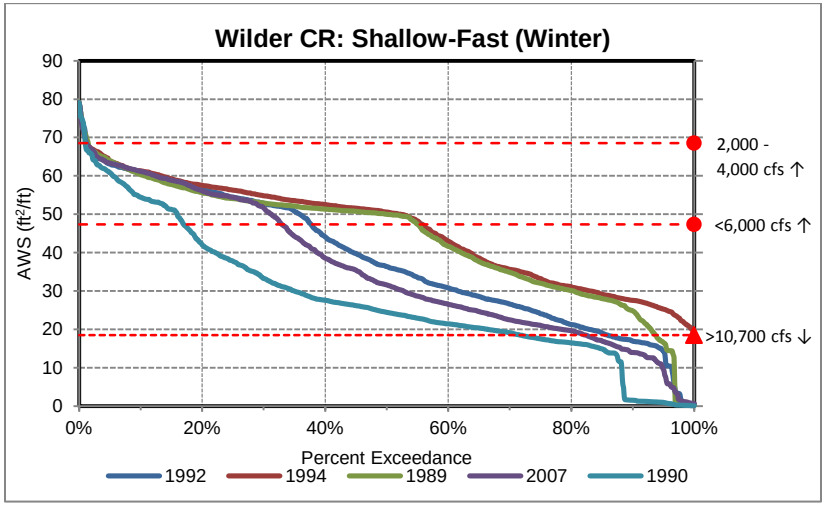
Wilder CR: Shallow-Fast (Winter)
AWS (ft²/ft)
90
80
70
60
50
40
30
20
10
0
0%
20%
40%
60%
80%
100%
Percent Exceedance
2,000 - 4,000 cfs ↑
<6,000 cfs ↑
>10,700 cfs ↓
1992
1994
1989
2007
1990

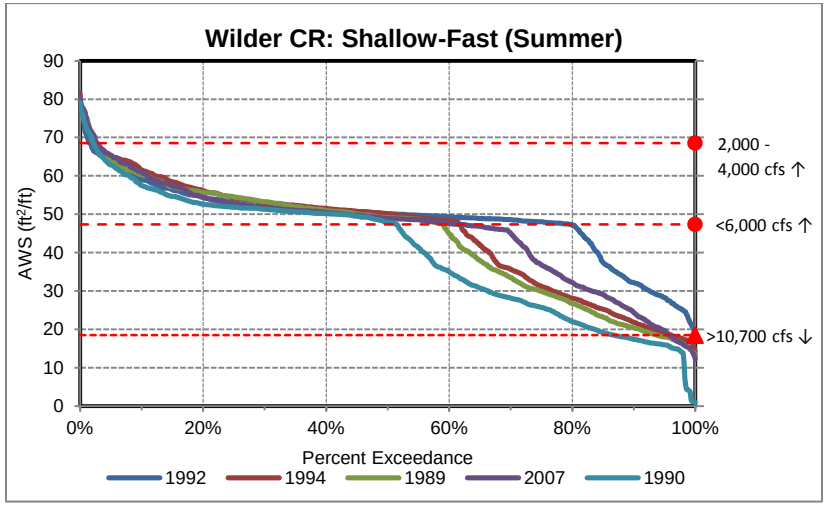
Wilder CR: Shallow-Fast (Summer)
AWS (ft²/ft)
90
80
70
60
50
40
30
20
10
0
0%
20%
40%
60%
80%
100%
Percent Exceedance
2,000 - 4,000 cfs ↑
<6,000 cfs ↑
>10,700 cfs ↓
1992
1994
1989
2007
1990

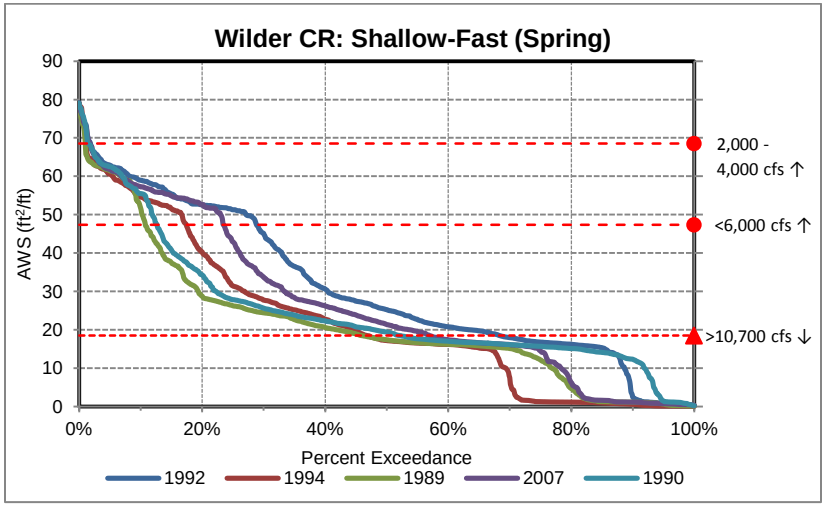
Wilder CR: Shallow-Fast (Spring)
AWS (ft²/ft)
90
80
70
60
50
40
30
20
10
0
0%
20%
40%
60%
80%
100%
Percent Exceedance
2,000 - 4,000 cfs ↑
<6,000 cfs ↑
>10,700 cfs ↓
1992
1994
1989
2007
1990

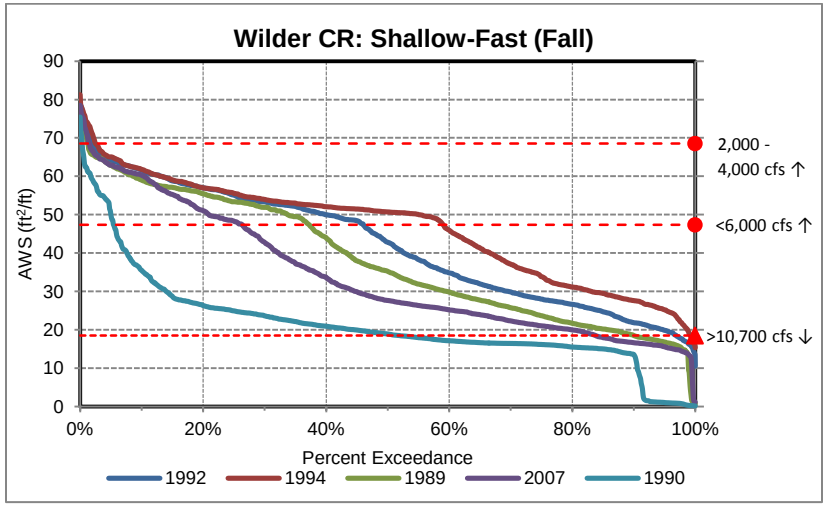
Wilder CR: Shallow-Fast (Fall)
AWS (ft²/ft)
90
80
70
60
50
40
30
20
10
0
0%
20%
40%
60%
80%
100%
Percent Exceedance
2,000 - 4,000 cfs ↑
<6,000 cfs ↑
>10,700 cfs ↓
1992
1994
1989
2007
1990

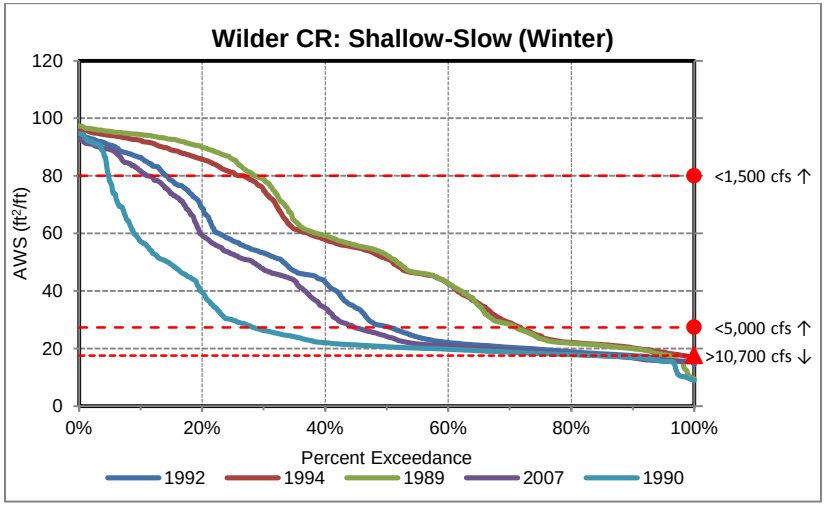
Wilder CR: Shallow-Slow (Winter)
AWS (ft²/ft)
120
100
80
60
40
20
0
0%
20%
40%
60%
80%
100%
Percent Exceedance
<1,500 cfs ↑
<5,000 cfs ↑
>10,700 cfs ↓
1992
1994
1989
2007
1990

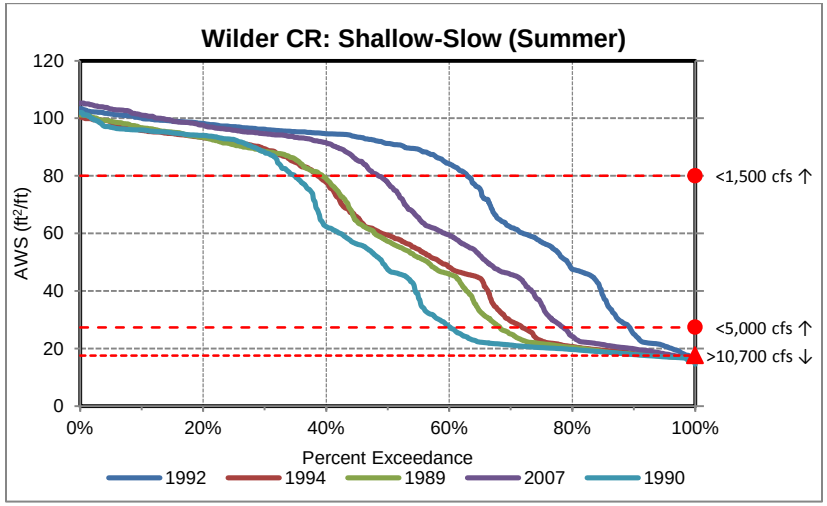
Wilder CR: Shallow-Slow (Summer)
AWS (ft²/ft)
120
100
80
60
40
20
0
0%
20%
40%
60%
80%
100%
Percent Exceedance
<1,500 cfs ↑
<5,000 cfs ↑
>10,700 cfs ↓
1992
1994
1989
2007
1990

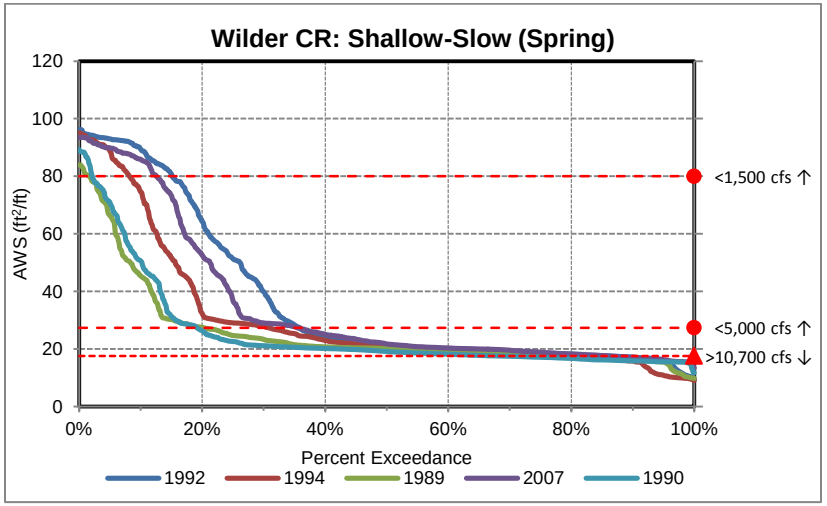
Wilder CR: Shallow-Slow (Spring)
AWS (ft²/ft)
120
100
80
60
40
20
0
0%
20%
40%
60%
80%
100%
Percent Exceedance
<1,500 cfs ↑
<5,000 cfs ↑
>10,700 cfs ↓
1992
1994
1989
2007
1990

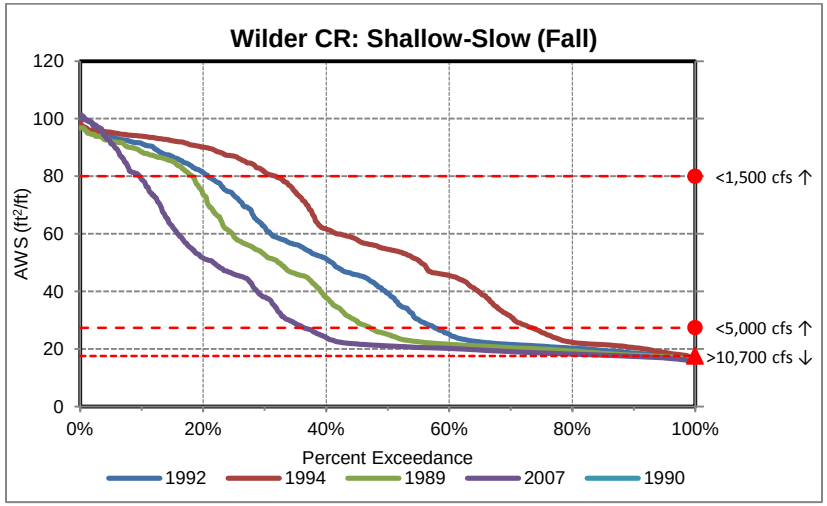
Wilder CR: Shallow-Slow (Fall)
AWS (ft²/ft)
120
100
80
60
40
20
0
0%
20%
40%
60%
80%
100%
Percent Exceedance
<1,500 cfs ↑
<5,000 cfs ↑
>10,700 cfs ↓
1992
1994
1989
2007
1990

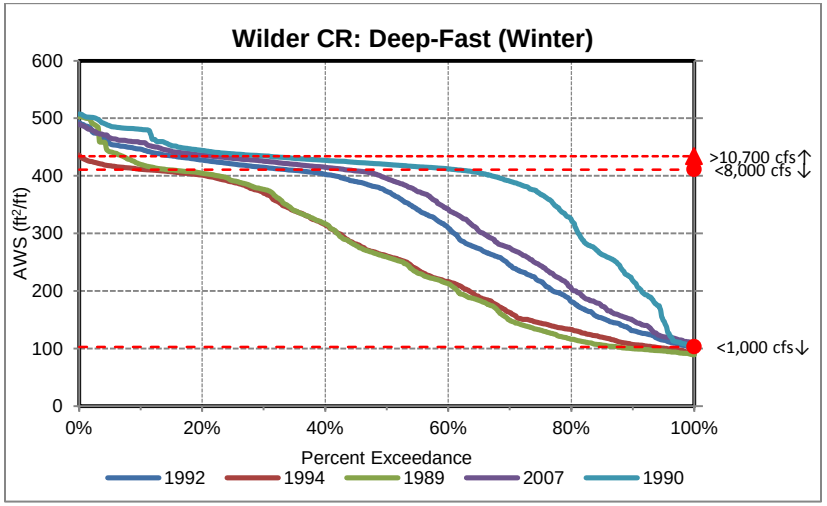
Wilder CR: Deep-Fast (Winter)
AWS (ft²/ft)
600
500
400
300
200
100
0
0%
20%
40%
60%
80%
100%
Percent Exceedance
>10,700 cfs
<8,000 cfs
<1,000 cfs
1992
1994
1989
2007
1990

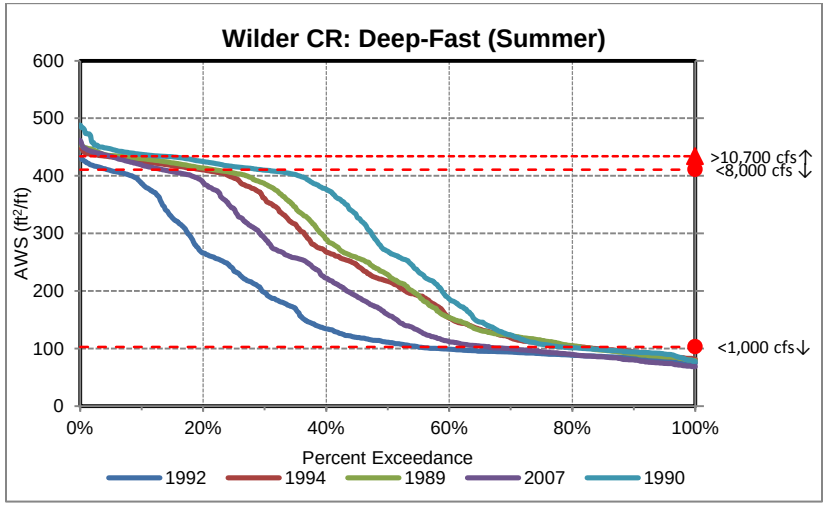
Wilder CR: Deep-Fast (Summer)
AWS (ft²/ft)
600
500
400
300
200
100
0
0%
20%
40%
60%
80%
100%
Percent Exceedance
>10,700 cfs
<8,000 cfs
<1,000 cfs
1992
1994
1989
2007
1990

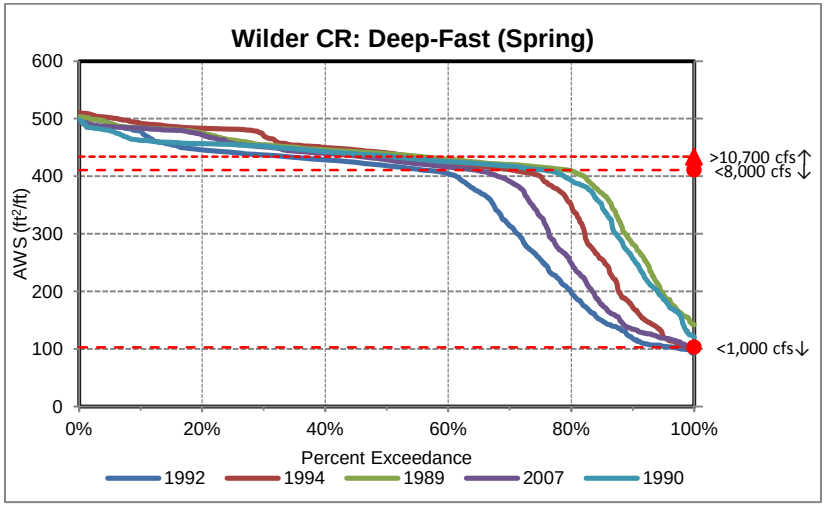
Wilder CR: Deep-Fast (Spring)
AWS (ft²/ft)
600
500
400
300
200
100
0
0%
20%
40%
60%
80%
100%
Percent Exceedance
>10,700 cfs
<8,000 cfs
<1,000 cfs
1992
1994
1989
2007
1990

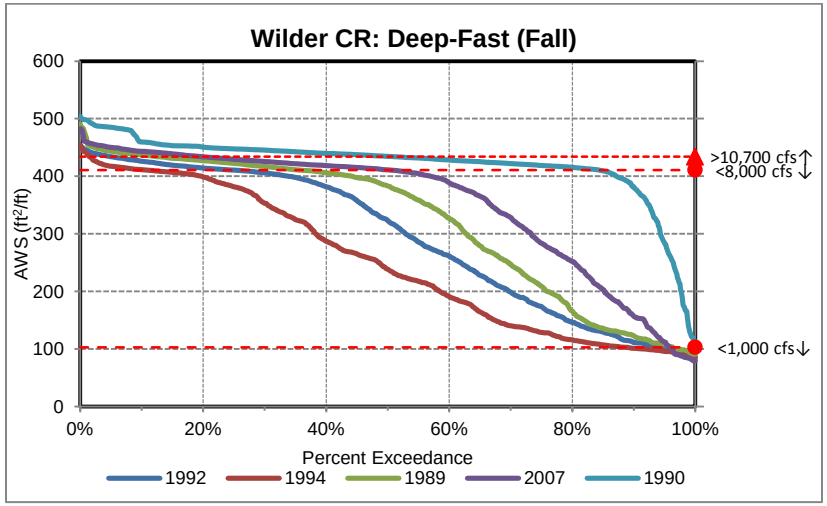
Wilder CR: Deep-Fast (Fall)
AWS (ft²/ft)
600
500
400
300
200
100
0
0%
20%
40%
60%
80%
100%
Percent Exceedance
>10,700 cfs
<8,000 cfs
<1,000 cfs
1992
1994
1989
2007
1990

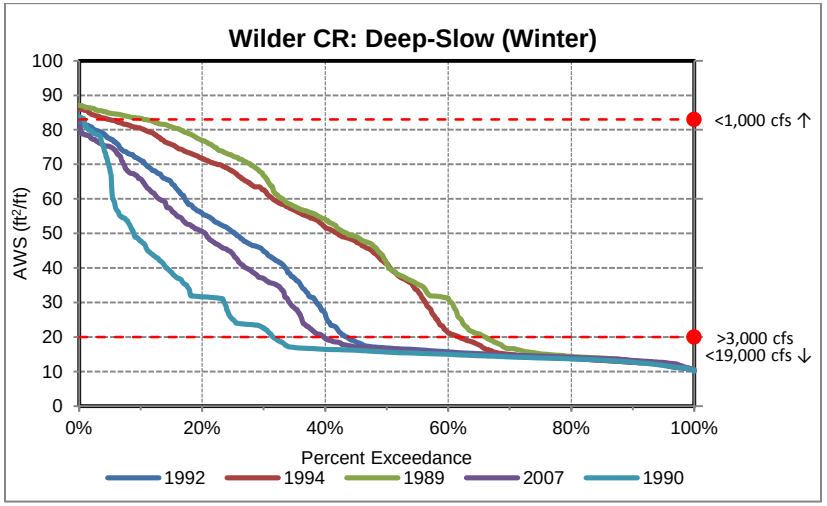
Wilder CR: Deep-Slow (Winter)
AWS (ft²/ft)
100
90
80
70
60
50
40
30
20
10
0
0%
20%
40%
60%
80%
100%
Percent Exceedance
<1,000 cfs ↑
>3,000 cfs
<19,000 cfs ↓
1992
1994
1989
2007
1990

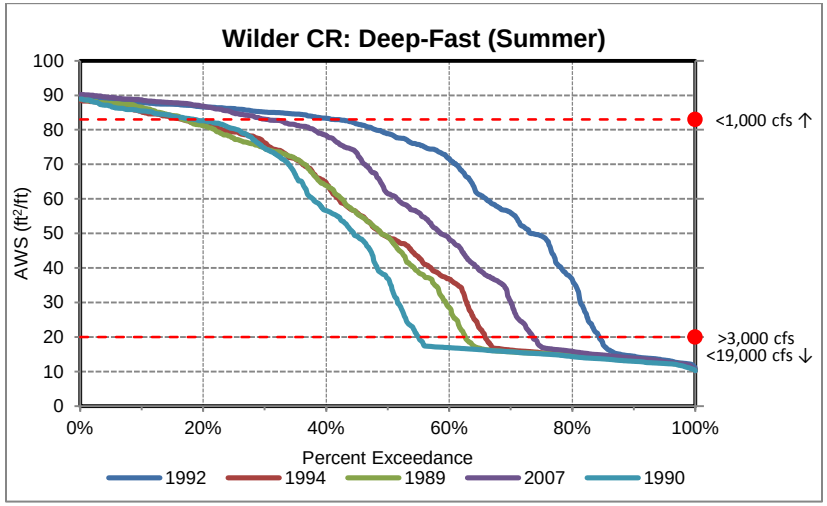
Wilder CR: Deep-Fast (Summer)
AWS (ft²/ft)
100
90
80
70
60
50
40
30
20
10
0
0%
20%
40%
60%
80%
100%
Percent Exceedance
<1,000 cfs ↑
>3,000 cfs
<19,000 cfs ↓
1992
1994
1989
2007
1990

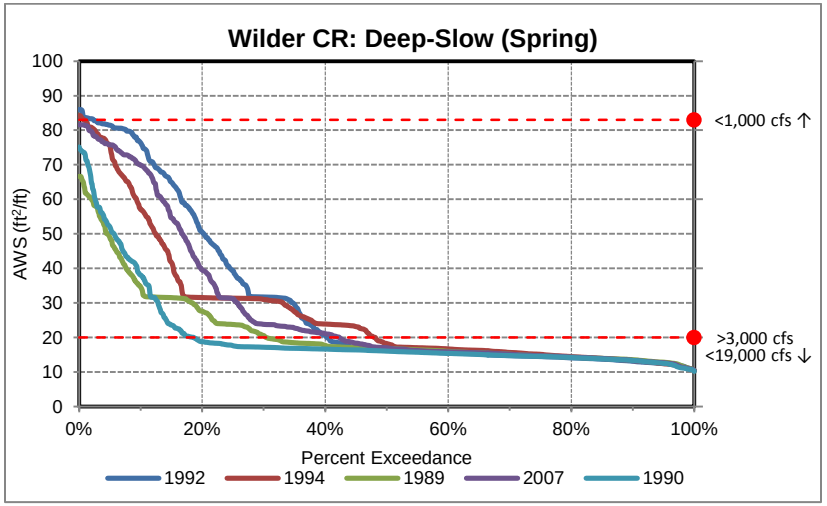
Wilder CR: Deep-Slow (Spring)
AWS (ft²/ft)
100
90
80
70
60
50
40
30
20
10
0
0%
20%
40%
60%
80%
100%
Percent Exceedance
<1,000 cfs ↑
>3,000 cfs
<19,000 cfs ↓
1992
1994
1989
2007
1990

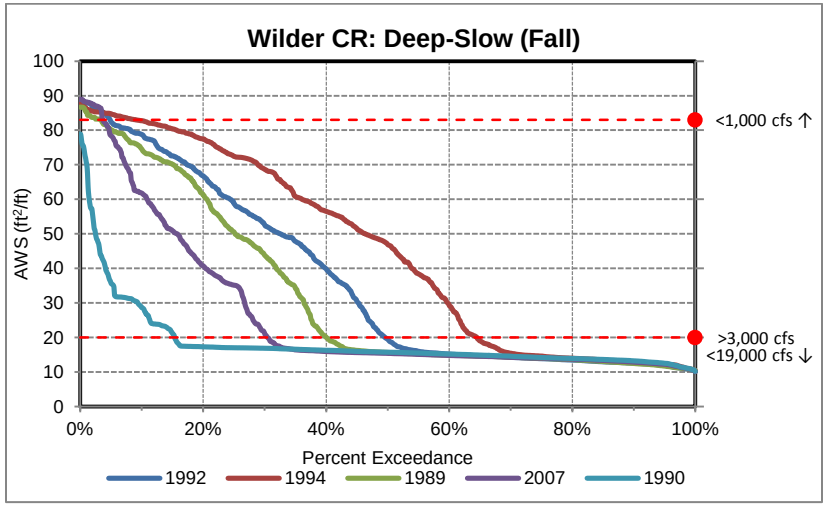
Wilder CR: Deep-Slow (Fall)
AWS (ft²/ft)
100
90
80
70
60
50
40
30
20
10
0
0%
20%
40%
60%
80%
100%
Percent Exceedance
<1,000 cfs ↑
>3,000 cfs
<19,000 cfs ↓
1992
1994
1989
2007
1990